



Chipsmall Limited consists of a professional team with an average of over 10 year of expertise in the distribution of electronic components. Based in Hongkong, we have already established firm and mutual-benefit business relationships with customers from,Europe,America and south Asia,supplying obsolete and hard-to-find components to meet their specific needs.

With the principle of “Quality Parts,Customers Priority,Honest Operation,and Considerate Service”,our business mainly focus on the distribution of electronic components. Line cards we deal with include Microchip,ALPS,ROHM,Xilinx,Pulse,ON,Everlight and Freescale. Main products comprise IC,Modules,Potentiometer,IC Socket,Relay,Connector.Our parts cover such applications as commercial,industrial, and automotives areas.

We are looking forward to setting up business relationship with you and hope to provide you with the best service and solution. Let us make a better world for our industry!



Contact us

Tel: +86-755-8981 8866 Fax: +86-755-8427 6832

Email & Skype: info@chipsmall.com Web: www.chipsmall.com




Address: A1208, Overseas Decoration Building, #122 Zhenhua RD., Futian, Shenzhen, China





**DOUBLE HETEROJUNCTION
AlGaAs RED
SUNLIGHT VIEWABLE DISPLAYS**

7.6mm (0.3in) MAN32X0A
14.2mm (0.56in) MAN62X0
20.0mm (0.8in) MAN82X0



DESCRIPTION

This line of solid state LED displays uses newly developed Double Heterojunction (DH) AlGaAs/GaAs material technology. This LED material has outstanding light output efficiency over a wide range of drive currents and can either be DC or pulse driven. The color is deep red at the dominant wavelength of 637 nanometers. Viewability of up to 10 meters (MAN8200 Series) is available for applications in bright sunlight such as automotive and avionic instrumentation, portable instruments, point-of-sale terminals and gas pumps.

FEATURES

- Sunlight Viewable
Typical intensity of 15mcd/Seg at 20mA Drive
- Capable of high drive currents
- Excellent for multiplexing long digit strings
- Three Character Sizes
7.6mm (0.3in), 14.2mm (0.56in), 20.0mm (0.8in)
- Excellent character appearance
Evenly lighted segments
Wide viewing angle
Grey body for optimum contrast
- Categorized for luminous intensity. Use of like categorizes yields a uniform display

MODEL NUMBERS

PART NO.	CHARACTER SIZE	DESCRIPTION	PACKAGE DRAWING
MAN3210A	0.3" (7.6mm)	Common anode; right hand decimal	A
MAN3240A		Common cathode; right hand decimal	B
MAN3220A		Common anode; left hand decimal	C
MAN6260	0.56" (14.2mm)	Common anode; right hand decimal	D
MAN6280		Common cathode; right hand decimal	E
MAN8210	0.8" (20mm)	Common anode; right hand decimal	F
MAN8240		Common cathode; right hand decimal	G



**DOUBLE HETEROJUNCTION
AlGaAs RED
LOW CURRENT DISPLAYS**

ELECTRICAL/OPTICAL CHARACTERISTICS AT T_A = 25°C							
DESCRIPTION	SYMBOL	DEVICE	TEST CONDITIONS	MIN.	TYP.	MAX.	UNITS
Luminous intensity/segment [1.2] (digit average)	I _v	MAN3000A Series	1 mA DC	315	600		μcd
			5 mA DC		3600		
			20 mA Pk: 1 of 4 Duty Factor		3300		
		MAN6000 Series	1 mA DC	400	700		μcd
			5 mA DC		4200		
			20 mA Pk: 1 of 4 Duty Factor		3900		
		MAN8000 Series	1 mA DC	270	500		μcd
			5 mA DC		3500		
			20 mA Pk: 1 of 4 Duty Factor		3300		
Peak wavelength	λ _{Peak}	All Devices			650		nm
Dominant wavelength [3]	λ _d	All Devices			642		nm
Forward voltage/segment or DP	V _f	All Devices	I _f =1 mA		1.6	2.0	V
			I _f =5 mA		1.7	2.1	
			I _f =20 mA Pk		1.8	2.2	
Reverse voltage/segment or DP	V _r	All Devices	I _r =100 μA	3.0	15		V
Temp. coefficient of V _f /seg. or DP	ΔV _f /°C				-2mV		MV/°C
Thermal resistance LED junction— to—pin	RθJ-PIN	MAN3000			255		°C/W/Seg.
		MAN6000			400		
		MAN8000			430		

NOTES

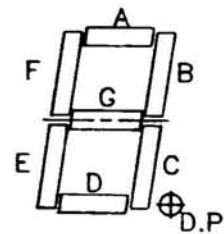
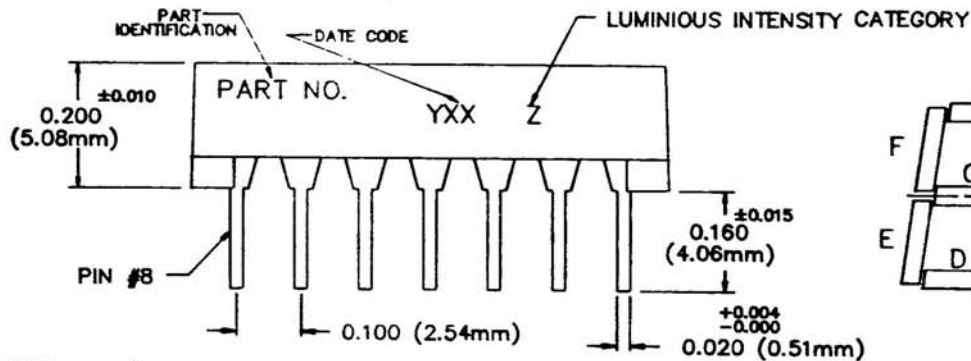
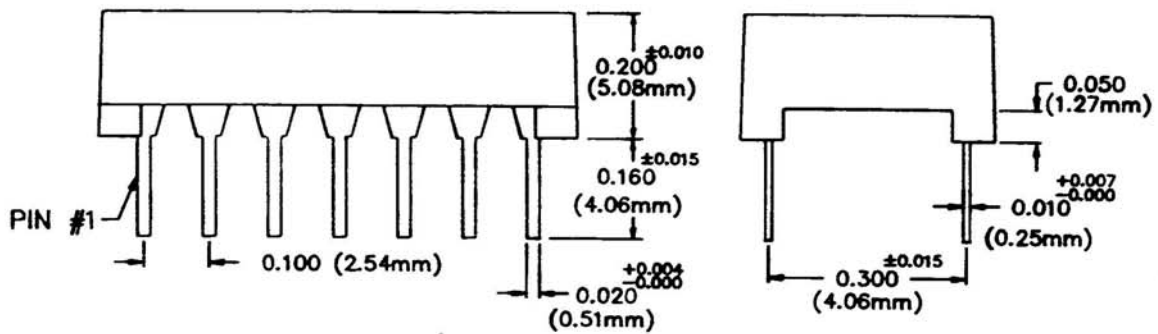
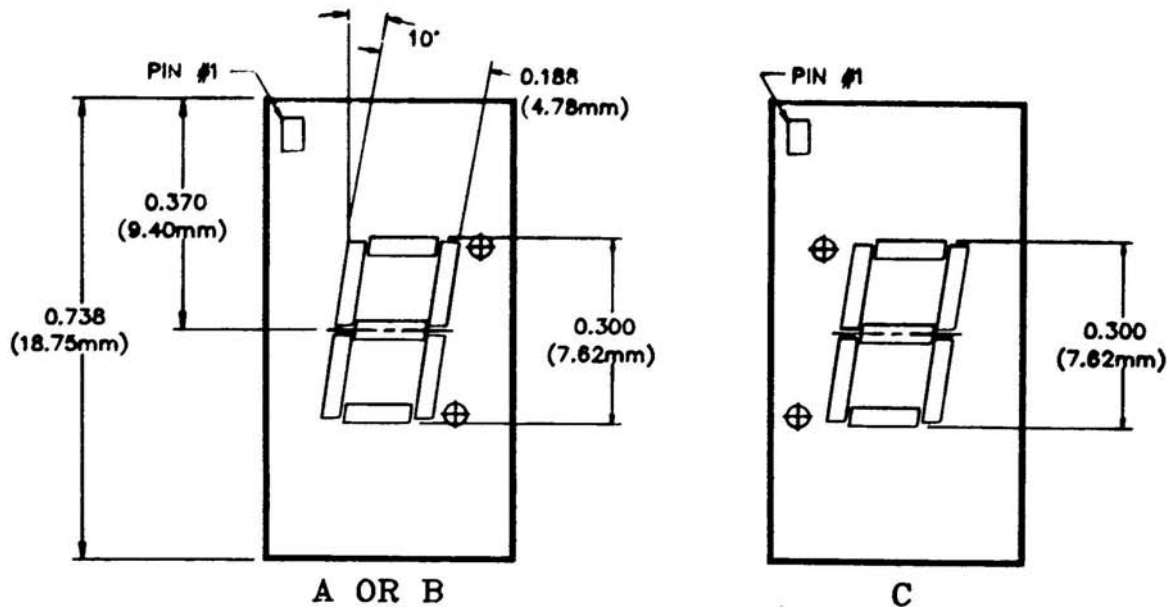
1. Case temperature of the device immediately prior to the intensity measurement is 25°C.
2. The digits are categorized for luminous intensity with the intensity category designated by a letter on the side of the package.
3. The dominant wavelength, λ_d, is derived from the CIE chromaticity diagram and is that single wavelength which defines the color of the device.



**DOUBLE HETEROJUNCTION
AlGaAs RED
SUNLIGHT VIEWABLE DISPLAYS**

PACKAGE DIMENSIONS

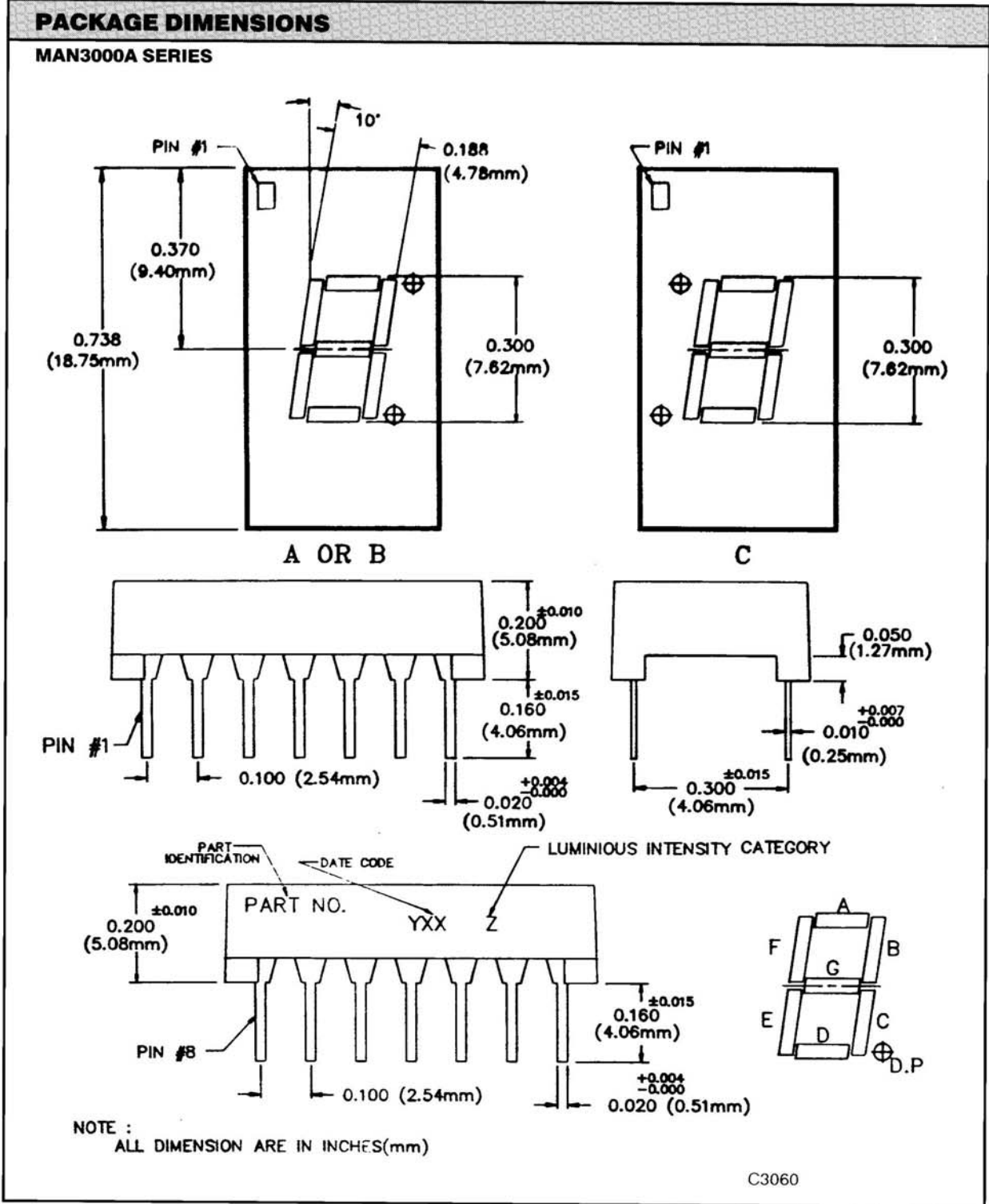
MAN3200A SERIES



NOTE :
ALL DIMENSION ARE IN INCHES(mm)



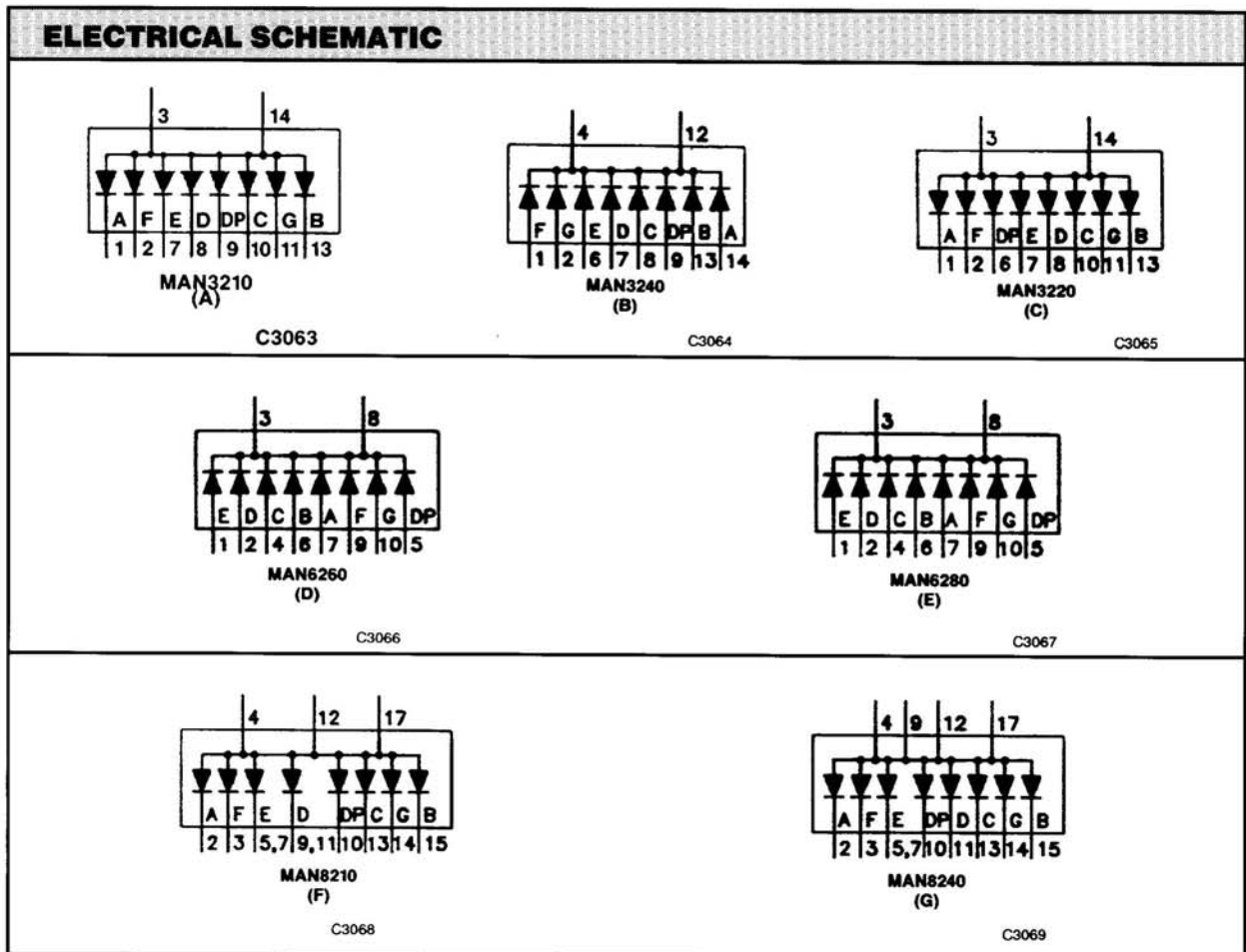
**DOUBLE HETEROJUNCTION
AlGaAs RED
LOW CURRENT DISPLAYS**





DOUBLE HETEROJUNCTION AlGaAs RED SUNLIGHT VIEWABLE DISPLAYS

ELECTRICAL CONNECTIONS							
PIN NO.	A MAN3210A	B MAN3240A	C MAN3220A	D MAN6260	E MAN6280	F MAN8210	G MAN8240
1	Cathode A	Anode F	Cathode A	Cathode E	Anode E	No Connection	No Connection
2	Cathode F	Anode G	Cathode F	Cathode D	Anode D	A Cathode	A Anode
3	Common Anode	No Pin	Common Anode	Common Anode	Common Cathode	F Cathode	F Anode
4	No Pin	Common Cathode	No Pin	Cathode C	Anode C	Common Anode	Common Cathode
5	No Pin	No Pin	No Pin	Cathode D.P	Anode D.P	E Cathode	E Anode
6	No Connection	Anode E	Cathode D.P	Cathode B	Anode B	—	—
7	Cathode E	Anode D	Cathode E	Cathode A	Anode A	E Cathode	E Anode
8	Cathode D	Anode C	Cathode D	Common Anode	Common Cathode	—	—
9	Cathode D.P	Anode D.P	No Connection	Cathode F	Anode F	D Cathode	Common Cathode
10	Cathode C	No Pin	Cathode C	Cathode G	Anode G	D.P Cathode	D.P Anode
11	Cathode G	No Pin	Cathode G			D Cathode	D Anode
12	No Pin	Common Cathode	No Pin			Common Anode	Common Cathode
13	Cathode B	Anode B	Cathode B			C Cathode	C Anode
14	Common Anode	Anode A	Common Anode			G Cathode	G Anode
15						B Cathode	B Anode
16						—	—
17						Common Anode	Common Cathode
18						—	—





DOUBLE HETEROJUNCTION AlGaAs RED SUNLIGHT VIEWABLE DISPLAYS

DISCLAIMER

FAIRCHILD SEMICONDUCTOR RESERVES THE RIGHT TO MAKE CHANGES WITHOUT FURTHER NOTICE TO ANY PRODUCTS HEREIN TO IMPROVE RELIABILITY, FUNCTION OR DESIGN. FAIRCHILD DOES NOT ASSUME ANY LIABILITY ARISING OUT OF THE APPLICATION OR USE OF ANY PRODUCT OR CIRCUIT DESCRIBED HEREIN; NEITHER DOES IT CONVEY ANY LICENSE UNDER ITS PATENT RIGHTS, NOR THE RIGHTS OF OTHERS.

LIFE SUPPORT POLICY

FAIRCHILD'S PRODUCTS ARE NOT AUTHORIZED FOR USE AS CRITICAL COMPONENTS IN LIFE SUPPORT DEVICES OR SYSTEMS WITHOUT THE EXPRESS WRITTEN APPROVAL OF THE PRESIDENT OF FAIRCHILD SEMICONDUCTOR CORPORATION. As used herein:

1. Life support devices or systems are devices or systems which, (a) are intended for surgical implant into the body, support or sustain life, and (c) whose failure to perform when properly used in accordance with instructions for use provided in the labeling, can be reasonably expected to result in a significant injury of the user.

2. A critical component in any component of a life support device or system whose failure to perform can be or (b) reasonably expected to cause the failure of the life support device or system, or to affect its safety or effectiveness.

