



Chipsmall Limited consists of a professional team with an average of over 10 year of expertise in the distribution of electronic components. Based in Hongkong, we have already established firm and mutual-benefit business relationships with customers from,Europe,America and south Asia,supplying obsolete and hard-to-find components to meet their specific needs.

With the principle of “Quality Parts,Customers Priority,Honest Operation,and Considerate Service”,our business mainly focus on the distribution of electronic components. Line cards we deal with include Microchip,ALPS,ROHM,Xilinx,Pulse,ON,Everlight and Freescale. Main products comprise IC,Modules,Potentiometer,IC Socket,Relay,Connector.Our parts cover such applications as commercial,industrial, and automotives areas.

We are looking forward to setting up business relationship with you and hope to provide you with the best service and solution. Let us make a better world for our industry!




## Contact us

Tel: +86-755-8981 8866 Fax: +86-755-8427 6832

Email & Skype: info@chipsmall.com Web: www.chipsmall.com

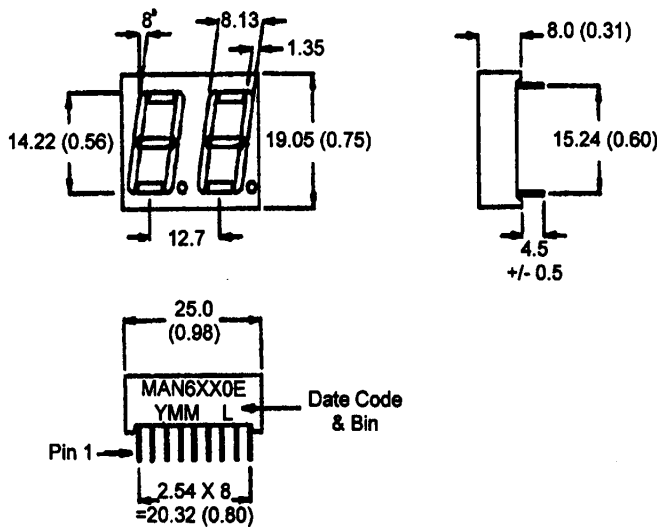
Address: A1208, Overseas Decoration Building, #122 Zhenhua RD., Futian, Shenzhen, China





**BRIGHT RED MAN6110E, MAN6140E  
GREEN MAN6410E, MAN6440E  
HIGH EFFICIENCY RED MAN6910E, MAN6940E**

**PACKAGE DIMENSIONS**



NOTES: Dimensions are in mm (inch).  
All pins are 0.5 (0.02) diameter  
Tolerances are ± 0.25 (0.1) unless otherwise noted.

**FEATURES**

- Easy to read digits.
- Common anode or cathode.
- Low power consumption.
- Bold segments that are highly visible.
- High brightness with high contrast.
- White segments on a grey face  
For MAN64X0E and MAN61X0E.
- Red segments on a red face  
For MAN69X0E.
- Directly compatible with integrated circuits.
- Rugged plastic/epoxy construction.

**APPLICATIONS**

- Digital readout displays.
- Instrument panels.

**MODEL NUMBERS**

<u>Part number</u>	<u>Color</u>	<u>Description</u>
MAN6110E	Bright Red	Common Anode; right hand decimal
MAN6140E	Bright Red	Common Cathode; right hand decimal
MAN6410E	Green	Common Anode; right hand decimal
MAN6440E	Green	Common Cathode; right hand decimal
MAN6910E	High efficiency red	Common Anode; right hand decimal
MAN6940E	High efficiency red	Common Cathode; right hand decimal

(For other color options, contact your local area Sales Office)

**ABSOLUTE MAXIMUM RATING** ( $T_A=25^\circ\text{C}$  unless otherwise specified)

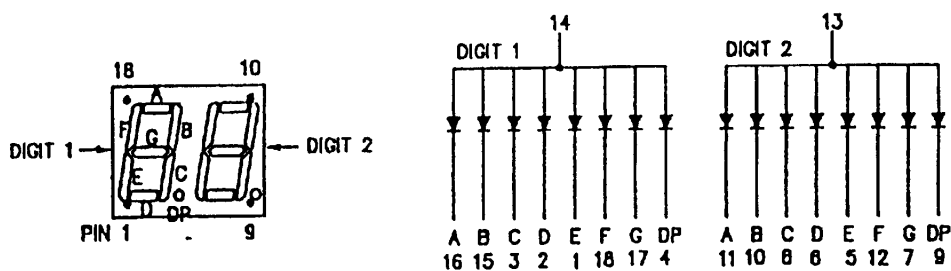
	B.Red MAN 6110E 6140E	Green MAN 6410E 6440E	High Eff. Red MAN 6910E 6940E	Unit
Part number				
Continuous forward current ( $I_f$ ) Per Segment	15	30	30	mA
Peak forward current per die ( $I_p$ ) (at $f = 1.0$ KHz, Duty factor = 1/10)	50	160	160	mA
Power dissipation ( $P_D$ )	40*	100*	100*	mW
*Derate Linearly from 25°C	See graphical data attached			
Reverse voltage per dice.....				5V
Operating and Storage temperature range.....				- 40°C to +85°C
Lead soldering time (at 1/16 inch from the bottom of lamp).....				5 seconds @ 230°C

**ELECTRO - OPTICAL CHARACTERISTICS** ( $T_A = 25^\circ\text{C}$  unless otherwise specified)

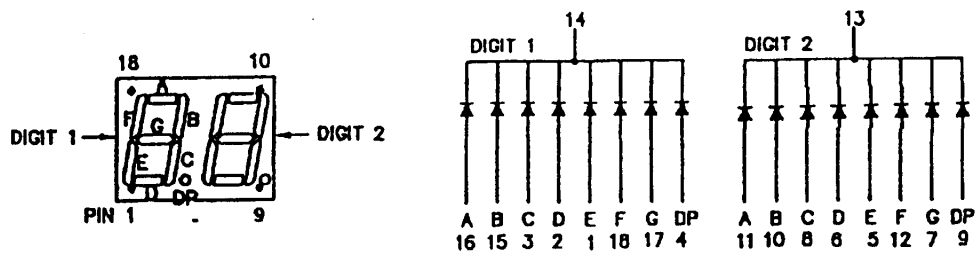
	Bright Red MAN 6110E 6140E	Green MAN 6410E 6440E	High Eff. Red MAN 6910E 6940E	Test Condition
<u>Part number</u>				
Luminous intensity (ucd)				
minimum	300	800	800	$I_f = 10$ mA
typical	700	2000	2000	$I_f = 10$ mA
Forward voltage ( $V_f$ )				
typical	2.1	2.1	2.0	$I_f = 20$ mA
maximum	2.6	2.8	2.8	$I_f = 20$ mA
Peak wavelength (nm)	697	570	635	$I_f = 20$ mA
Spectral line half width (nm)	90	30	45	$I_f = 20$ mA
Reverse breakdown voltage ( $V_R$ )	5	5	5	$I_R = 100$ uA

**PINOUT**

**MAN6X10E - Common Anode**

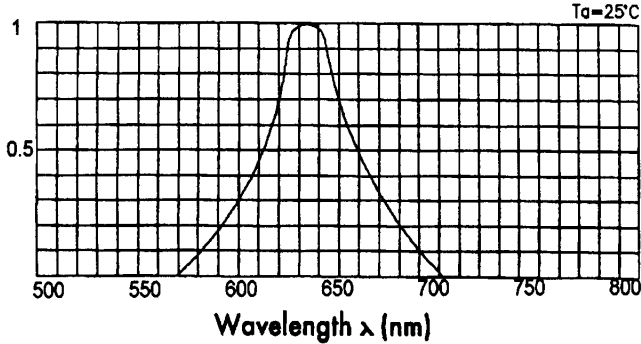


**MAN6X40E - Common Cathode**

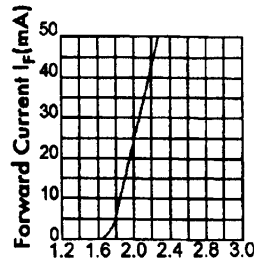




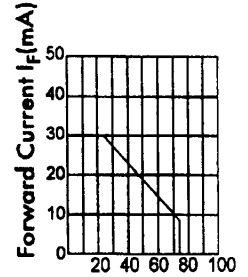
**GRAPHICAL DETAIL: Bright Red** ( $T_A = 25^\circ\text{C}$  unless otherwise specified)



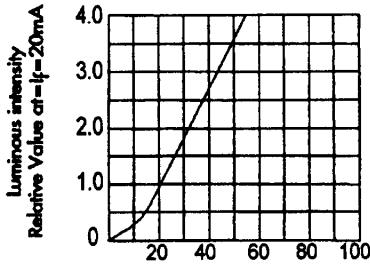
**RELATIVE INTENSITY VS. WAVELENGTH**



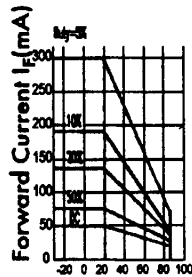
**FORWARD VOLTAGE ( $V_f$ )-volts  
FORWARD CURRENT VS.  
FORWARD VOLTAGE**



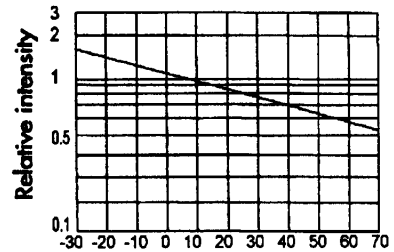
**AMBIENT TEMPERATURE  $T_A$  ( $^\circ\text{C}$ )**



**$I_f$ -Forward current-mA  
RELATIVE LUMINOUS INTENSITY  
VS. FORWARD CURRENT**

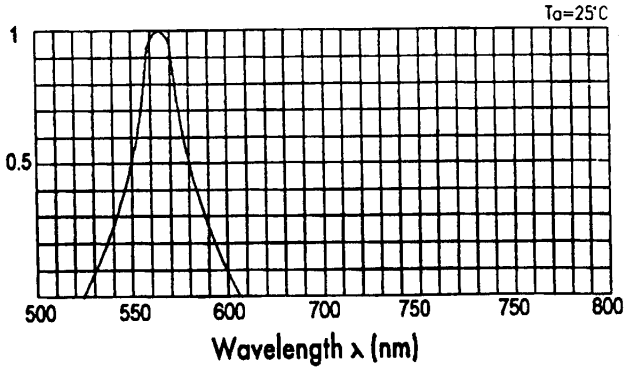


**AMBIENT TEMPERATURE ( $^\circ\text{C}$ )  
VS. FORWARD CURRENT CAPACITY**

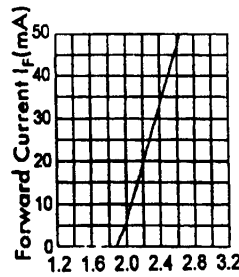


**AMBIENT TEMPERATURE  $T_A$  ( $^\circ\text{C}$ )**

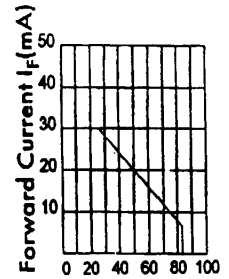
**GRAPHICAL DETAIL: Green** ( $T_A = 25^\circ\text{C}$  unless otherwise specified)



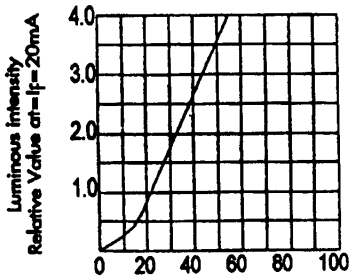
**RELATIVE INTENSITY VS. WAVELENGTH**



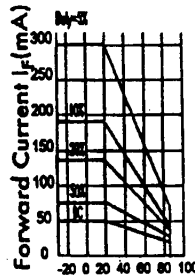
**FORWARD VOLTAGE ( $V_f$ )-volts  
FORWARD CURRENT VS.  
FORWARD VOLTAGE**



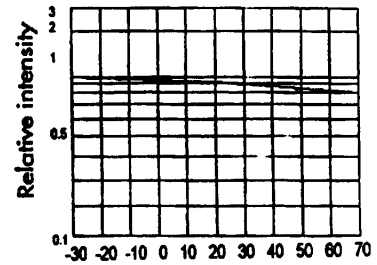
**AMBIENT TEMPERATURE  $T_A$  ( $^\circ\text{C}$ )**



**$I_f$ -Forward current-mA  
RELATIVE LUMINOUS INTENSITY  
VS. FORWARD CURRENT**

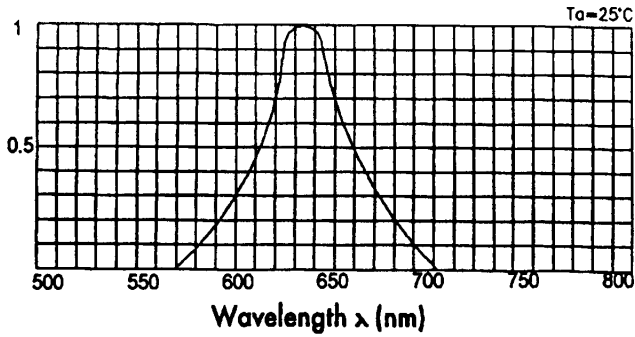


**AMBIENT TEMPERATURE ( $^\circ\text{C}$ )  
VS. FORWARD CURRENT CAPACITY**

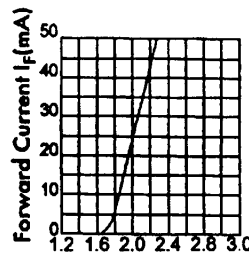


**AMBIENT TEMPERATURE  $T_A$  ( $^\circ\text{C}$ )**

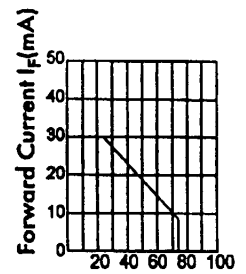
**GRAPHICAL DETAIL: High Efficiency Red** ( $T_A = 25^\circ\text{C}$  unless otherwise specified)



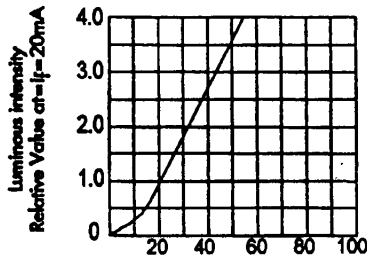
**RELATIVE INTENSITY VS. WAVELENGTH**



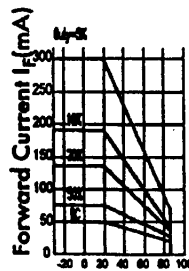
**FORWARD VOLTAGE ( $V_f$ )-volts  
FORWARD CURRENT VS.  
FORWARD VOLTAGE**



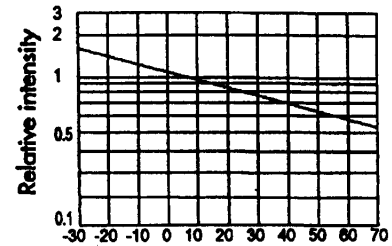
**AMBIENT TEMPERATURE  $T_A$  ( $^\circ\text{C}$ )**



**$I_f$ -Forward current-mA  
RELATIVE LUMINOUS INTENSITY  
VS. FORWARD CURRENT**



**AMBIENT TEMPERATURE ( $^\circ\text{C}$ )  
VS. FORWARD CURRENT CAPACITY**



**AMBIENT TEMPERATURE  $T_A$  ( $^\circ\text{C}$ )**

**DISCLAIMER**

FAIRCHILD SEMICONDUCTOR RESERVES THE RIGHT TO MAKE CHANGES WITHOUT FURTHER NOTICE TO ANY PRODUCTS HEREIN TO IMPROVE RELIABILITY, FUNCTION OR DESIGN. FAIRCHILD DOES NOT ASSUME ANY LIABILITY ARISING OUT OF THE APPLICATION OR USE OF ANY PRODUCT OR CIRCUIT DESCRIBED HEREIN; NEITHER DOES IT CONVEY ANY LICENSE UNDER ITS PATENT RIGHTS, NOR THE RIGHTS OF OTHERS.

**LIFE SUPPORT POLICY**

FAIRCHILD'S PRODUCTS ARE NOT AUTHORIZED FOR USE AS CRITICAL COMPONENTS IN LIFE SUPPORT DEVICES OR SYSTEMS WITHOUT THE EXPRESS WRITTEN APPROVAL OF THE PRESIDENT OF FAIRCHILD SEMICONDUCTOR CORPORATION. As used herein:

1. Life support devices or systems are devices or systems which, (a) are intended for surgical implant into the body, or (b) support or sustain life, and (c) whose failure to perform when properly used in accordance with instructions for use provided in the labeling, can be reasonably expected to result in a significant injury of the user.
2. A critical component in any component of a life support device or system whose failure to perform can be reasonably expected to cause the failure of the life support device or system, or to affect its safety or effectiveness.