



Chipsmall Limited consists of a professional team with an average of over 10 year of expertise in the distribution of electronic components. Based in Hongkong, we have already established firm and mutual-benefit business relationships with customers from,Europe,America and south Asia,supplying obsolete and hard-to-find components to meet their specific needs.

With the principle of “Quality Parts,Customers Priority,Honest Operation,and Considerate Service”,our business mainly focus on the distribution of electronic components. Line cards we deal with include Microchip,ALPS,ROHM,Xilinx,Pulse,ON,Everlight and Freescale. Main products comprise IC,Modules,Potentiometer,IC Socket,Relay,Connector.Our parts cover such applications as commercial,industrial, and automotives areas.

We are looking forward to setting up business relationship with you and hope to provide you with the best service and solution. Let us make a better world for our industry!



## Contact us

Tel: +86-755-8981 8866 Fax: +86-755-8427 6832

Email & Skype: info@chipsmall.com Web: www.chipsmall.com

Address: A1208, Overseas Decoration Building, #122 Zhenhua RD., Futian, Shenzhen, China



# T-3<sup>1</sup>/<sub>4</sub> MINIATURE LAMP WITH LENS

High Intensity, Wide Angle - For Medium to Large Lens Applications

- Fresnel Lens; Bayonet or Screw Base

<b>1 Model<sup>[1]</sup></b>	
MB402	Bayonet
MS402	Screw

**TO ORDER, FOLLOW THE EXAMPLE:**

Select one **BOLD** component from each SHADED column in the tables below.

<b>1 Model</b>	<b>2 LED</b>	<b>3 Voltage</b>	<b>4 Lens</b>	<b>5 Bi-Polar</b>
MB402	-R	12	-CR	-BP

→Part Number **MB402-R12-CR-BP**

<b>2 LED</b>	<b>Color</b>	<b>λpk (nm)</b>	<b>Iv<sup>[2]</sup> (mcd)</b>	<b>V/C Table<sup>[3]</sup></b>
-R	RED	634	2800 (*4)	I
-O	ORG	609	2000 (*4)	I
-A	AMB	592	2800 (*4)	I
-G	GRN	520	2400 (*2)	II
-B	BLU	465	700 (*2)	II
-W	CWHT		2500 (*2)	II
-L	WWHT		1800 (*2)	II


Voltage/Current	
Design Vf/If	Max Vf/If
V/C Table I	
5V/75mA	5.5V/85mA
6V/40mA	7V/60mA
12V/30mA	14V/40mA
15V/30mA	16.5V/35mA
24V/30mA	26V/35mA
28V/25mA	30V/28mA
48V/20mA	52V/22mA
60V/16mA	65V/18mA
120VAC/9.5mA	130VAC/10.5mA

<b>3 Voltage<sup>[4]</sup></b>
5
6
12
15
24
28
48
60
120

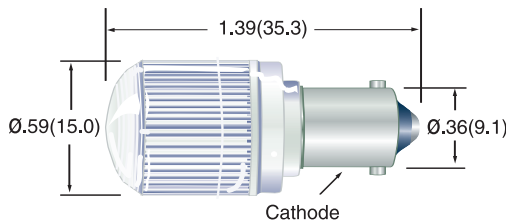
Voltage/Current	
Design Vf/If	Max Vf/If
V/C Table II	
5V/26mA	5.5V/35mA
6V/28mA	7V/39mA
12V/15mA	14V/22mA
15V/15mA	16.5V/19mA
24V/15mA	26V/18mA
28V/15mA	30V/18mA
48V/9mA	50V/9.5mA
60V/6.5mA	65V/7.2mA
120VAC/5mA	130VAC/5.5mA

<b>4 Lens</b>
-CR Red
-CA Amber
-CG Green
-CB Blue
-CW Water Clear

<b>5 Bi-Polar</b>
-BP Optional

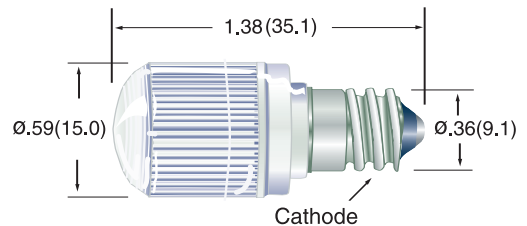


**MB402**



Available with Center Cathode

**MS402**



Available with Center Cathode

**All dimensions are in inches (mm)**  
 Tolerances: .xx"(.x) ±.025"(.63) / .xxx"(.xx)±.010"(.25)  
 Specifications are subject to change without notice.

[1] MB402 and MS402 are center anode. Insert C after Model for center cathode (e.g. MB402C).  
 [2] Iv = typical luminous intensity @ If = 20mA (Ta=25°C). Luminous intensity is measured without the lens. (\*2) = 2 LEDs per package.  
 [3] See Voltage/Current table for design specifications.  
 [4] Ta = 25°C. Voltages 6 through 60 are VDC. For AC operation, insert AC after the Voltage (e.g. 24AC), not required for 120V. Contact factory for VAC design currents. For 120VDC insert DC after Voltage (e.g. 120DC).