



Chipsmall Limited consists of a professional team with an average of over 10 year of expertise in the distribution of electronic components. Based in Hongkong, we have already established firm and mutual-benefit business relationships with customers from,Europe,America and south Asia,supplying obsolete and hard-to-find components to meet their specific needs.

With the principle of “Quality Parts,Customers Priority,Honest Operation,and Considerate Service”,our business mainly focus on the distribution of electronic components. Line cards we deal with include Microchip,ALPS,ROHM,Xilinx,Pulse,ON,Everlight and Freescale. Main products comprise IC,Modules,Potentiometer,IC Socket,Relay,Connector.Our parts cover such applications as commercial,industrial, and automotives areas.

We are looking forward to setting up business relationship with you and hope to provide you with the best service and solution. Let us make a better world for our industry!



## Contact us

Tel: +86-755-8981 8866 Fax: +86-755-8427 6832

Email & Skype: info@chipsmall.com Web: www.chipsmall.com

Address: A1208, Overseas Decoration Building, #122 Zhenhua RD., Futian, Shenzhen, China



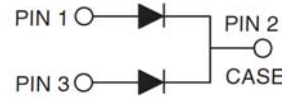
## Dual Common Cathode Schottky Rectifier

### FEATURES

- Low power loss, high efficiency
- Guardring for overvoltage protection
- High surge current capability
- UL Recognized File # E-326243
- Compliant to RoHS Directive 2011/65/EU and in accordance to WEEE 2002/96/EC
- Halogen-free according to IEC 61249-2-21 definition



TO-247AD (TO-3P)



### MECHANICAL DATA

**Case:** TO-247AD (TO-3P)

Molding compound, UL flammability classification rating 94V-0

Base P/N with suffix "G" on packing code - halogen-free

Base P/N with prefix "H" on packing code - AEC-Q101 qualified

**Terminal:** Matte tin plated leads, solderable per JESD22-B102

Meet JESD 201 class 1A whisker test

with prefix "H" on packing code meet JESD 201 class 2 whisker test

**Polarity:** As marked

**Mounting torque:** 10 in-lbs maximum

**Weight:** 6.1 g (approximately)

MAXIMUM RATINGS AND ELECTRICAL CHARACTERISTICS (T <sub>A</sub> =25°C unless otherwise noted)											
PARAMETER	SYMBOL	MBR 3035 PT	MBR 3045 PT	MBR 3050 PT	MBR 3060 PT	MBR 3090 PT	MBR 30100 PT	MBR 30150 PT	MBR 30200 PT	UNIT	
Maximum repetitive peak reverse voltage	V <sub>RRM</sub>	35	45	50	60	90	100	150	200	V	
Maximum RMS voltage	V <sub>RMS</sub>	24	31	35	42	63	70	105	140	V	
Maximum DC blocking voltage	V <sub>DC</sub>	35	45	50	60	90	100	150	200	V	
Maximum average forward rectified current	I <sub>F(AV)</sub>	30								A	
Peak repetitive forward current (Rated V <sub>R</sub> , Square wave, 20KHz)	I <sub>FRM</sub>	30								A	
Peak forward surge current, 8.3 ms single half sine-wave superimposed on rated load	I <sub>FSM</sub>	200								A	
Peak repetitive reverse surge Current (Note 1)	I <sub>R</sub>	2	1						0.1		A
Maximum instantaneous forward voltage (Note 2) I <sub>F</sub> =15A, T <sub>J</sub> =25°C I <sub>F</sub> =15A, T <sub>J</sub> =125°C I <sub>F</sub> =30A, T <sub>J</sub> =25°C I <sub>F</sub> =30A, T <sub>J</sub> =125°C	V <sub>F</sub>	- 0.60 0.82 0.73	- 0.65 -	0.75 0.65 -	- 0.75 -	0.85 0.75 -	- 0.92 1.02 0.98	0.95 -	1.05 1.10 -	V	
Maximum reverse current @ rated VR T <sub>J</sub> =25 °C T <sub>J</sub> =125 °C	I <sub>R</sub>	1		0.5			0.1		mA		
Voltage rate of change,(Rated V <sub>R</sub> )	dV/dt	10,000								V/μs	
Typical thermal resistance	R <sub>θJC</sub>	1.4								°C/W	
Operating junction temperature range	T <sub>J</sub>	- 55 to +150								°C	
Storage temperature range	T <sub>STG</sub>	- 55 to +150								°C	

Note 1: 2.0μs Pulse Width, f=1.0KHz

Note 2: Pulse Test : 300μs Pulse Width, 1% Duty Cycle



ORDERING INFORMATION					
PART NO.	AEC-Q101 QUALIFIED	PACKING CODE	GREEN COMPOUND CODE	PACKAGE	PACKING
MBR30xxPT (Note 1)	Prefix "H"	C0	Suffix "G"	TO-3P	30 / Tube

Note 1: "xx" defines voltage from 35V (MBR3035PT) to 200V (MBR30200PT)

EXAMPLE					
PREFERRED P/N	PART NO.	AEC-Q101 QUALIFIED	PACKING CODE	GREEN COMPOUND CODE	DESCRIPTION
MBR3060PT C0	MBR3060PT		C0		
MBR3060PT C0G	MBR3060PT		C0	G	Green compound
MBR3060PTH0	MBR3060PT	H	C0		AEC-Q101 qualified

**RATINGS AND CHARACTERISTICS CURVES**

(TA=25°C unless otherwise noted)

FIG. 1 FORWARD CURRENT DERATING CURVE

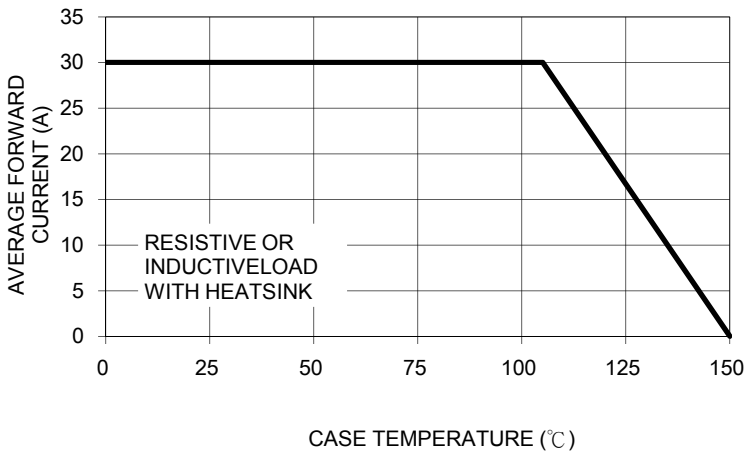


FIG. 2 MAXIMUM FORWARD SURGE CURRENT PER LEG

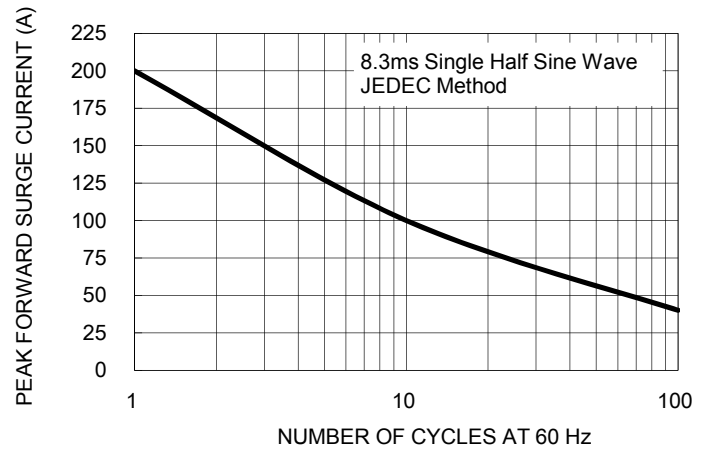


FIG. 3 TYPICAL FORWARD CHARACTERISTICS PER LEG

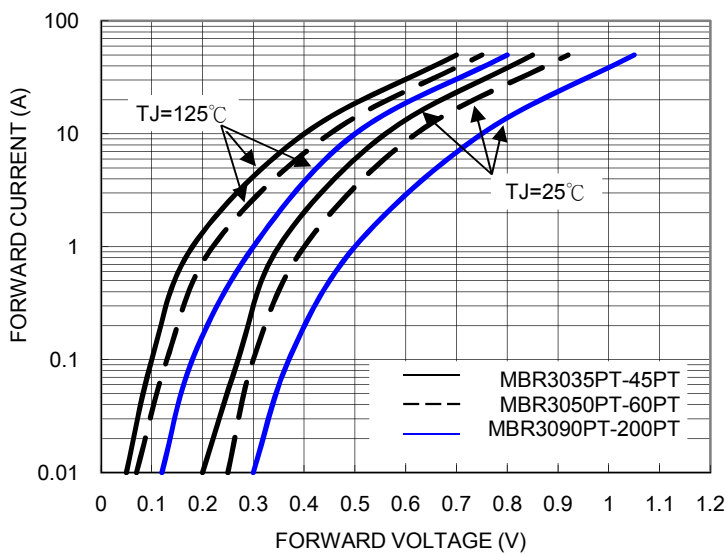


FIG. 4 TYPICAL REVERSE CHARACTERISTICS PER LEG

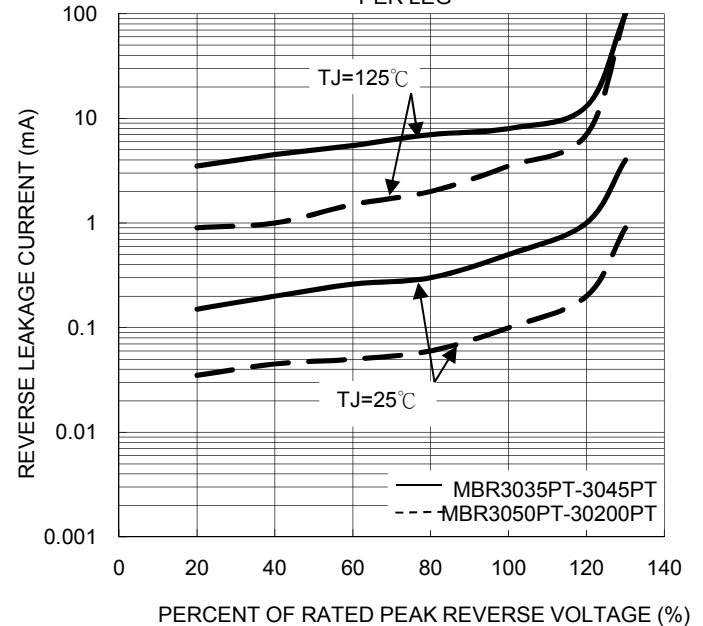


FIG. 5 TYPICAL JUNCTION CAPACITANCE PER LEG

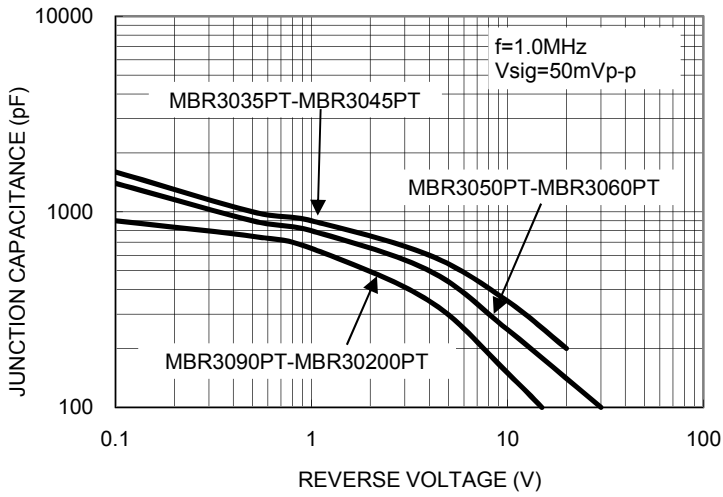
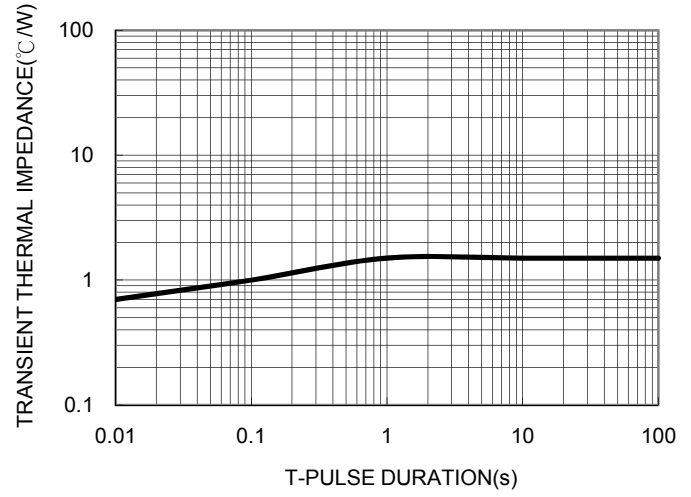
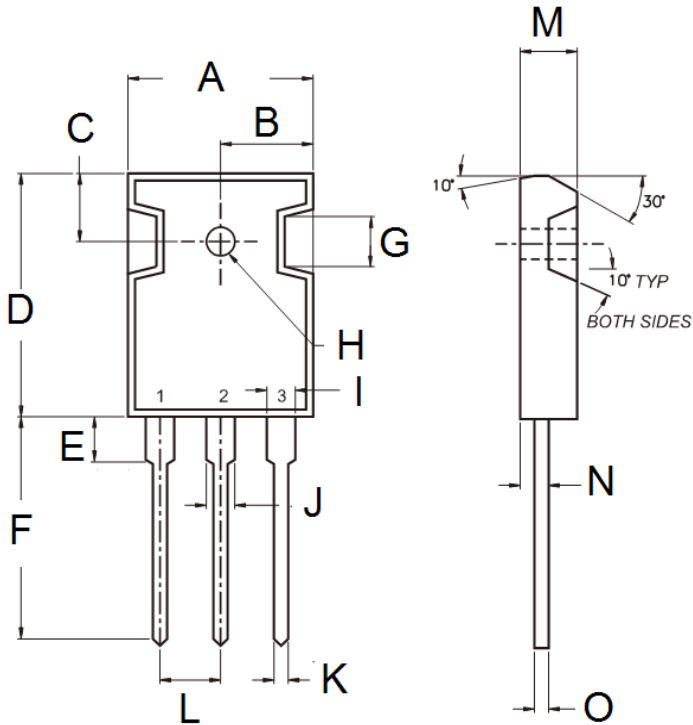


FIG. 6 TYPICAL TRANSIENT THERMAL IMPEDANCE PER LEG



**PACKAGE OUTLINE DIMENSIONS**



DIM.	Unit (mm)		Unit (inch)	
	Min	Max	Min	Max
A	15.90	16.40	0.626	0.646
B	7.90	8.20	0.311	0.323
C	5.70	6.20	0.224	0.244
D	20.80	21.30	0.819	0.839
E	3.50	4.10	0.138	0.161
F	19.70	20.20	0.776	0.795
G	-	4.30	-	0.169
H	2.90	3.40	0.114	0.134
I	1.93	2.18	0.076	0.086
J	2.97	3.22	0.117	0.127
K	1.12	1.22	0.044	0.048
L	5.20	5.70	0.205	0.224
M	4.90	5.16	0.193	0.203
N	2.70	3.00	0.106	0.118
O	0.51	0.76	0.020	0.030

**MARKING DIAGRAM**



- P/N = Marking Code
- G = Green Compound
- YWW = Date Code
- F = Factory Code

### **Notice**

Specifications of the products displayed herein are subject to change without notice. TSC or anyone on its behalf, assumes no responsibility or liability for any errors inaccuracies.

Information contained herein is intended to provide a product description only. No license, express or implied, to any intellectual property rights is granted by this document. Except as provided in TSC's terms and conditions of sale for such products, TSC assumes no liability whatsoever, and disclaims any express or implied warranty, relating to sale and/or use of TSC products including liability or warranties relating to fitness for a particular purpose, merchantability, or infringement of any patent, copyright, or other intellectual property right.

The products shown herein are not designed for use in medical, life-saving, or life-sustaining applications. Customers using or selling these products for use in such applications do so at their own risk and agree to fully indemnify TSC for any damages resulting from such improper use or sale.