



Chipsmall Limited consists of a professional team with an average of over 10 year of expertise in the distribution of electronic components. Based in Hongkong, we have already established firm and mutual-benefit business relationships with customers from,Europe,America and south Asia,supplying obsolete and hard-to-find components to meet their specific needs.

With the principle of "Quality Parts,Customers Priority,Honest Operation,and Considerate Service",our business mainly focus on the distribution of electronic components. Line cards we deal with include Microchip,ALPS,ROHM,Xilinx,Pulse,ON,Everlight and Freescale. Main products comprise IC,Modules,Potentiometer,IC Socket,Relay,Connector.Our parts cover such applications as commercial,industrial, and automotives areas.

We are looking forward to setting up business relationship with you and hope to provide you with the best service and solution. Let us make a better world for our industry!



Contact us

Tel: +86-755-8981 8866 Fax: +86-755-8427 6832

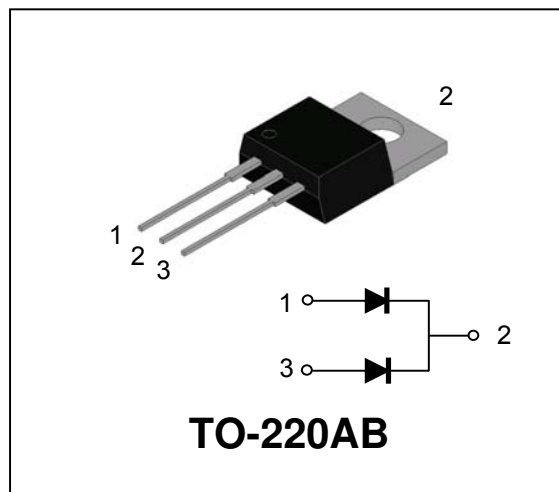
Email & Skype: info@chipsmall.com Web: www.chipsmall.com

Address: A1208, Overseas Decoration Building, #122 Zhenhua RD., Futian, Shenzhen, China



Main product characteristics

$I_{F(AV)}$	30A (2 x 15A)
V_{RRM}	40V to 200V
$T_{j(MAX)}$	175°C



Features and benefits

- Plastic package with UL 94V-0 flammability classification
- Flame retardant epoxy molding component
- Guardring for overvoltage protection
- Low power loss, high efficiency
- RoHS compliant (2002/95/EC)

Description and applications

Double Schottky configuration for use in low voltage, high frequency inverters, free wheeling and polarity protection applications. The Metal silicon junction means the devices are majority carrier conduction leading to low power loss and high efficiency.

Electrical characteristics⁽¹⁾

Symbol	Parameter	MBR3040CT	MBR3045CT	MBR3050CT	MBR3060CT	MBR3080CT	MBR3090CT	MBR30100CT	MBR30150CT	MBR30200CT	Unit
V_{RRM}	Max Peak Repetitive Reverse Voltage	40	45	50	60	80	90	100	150	200	V
$V_{R(RMS)}$	Max RMS Reverse Voltage	28	31.5	35	42	56	63	70	105	140	V
V_R	Max DC Blocking Voltage	40	45	50	60	80	90	100	150	200	V
$I_{F(AV)}$	Max average forward current (see fig.1)	30									A
I_{FSM}	Non repetitive peak forward surge current (8.3ms single half sine wave)	275									A
V_F	Max forward voltage @ 15A (per leg)	0.70		0.75			0.80		0.90		V
$I_R^{(2)}$	Maximum instantaneous reverse current at rated V_R $T_J = 25^\circ\text{C}$	0.05									mA
	reverse current at rated V_R $T_J = 125^\circ\text{C}$	20									
T_{STG}, T_J	Storage and Junction temperature	-55 to +150		-65 to +175						°C	

⁽¹⁾ All ratings at 25°C unless specified otherwise

⁽²⁾ Measured with a test pulse of 380µs to minimize self-heating effect

Schottky Barrier Rectifiers

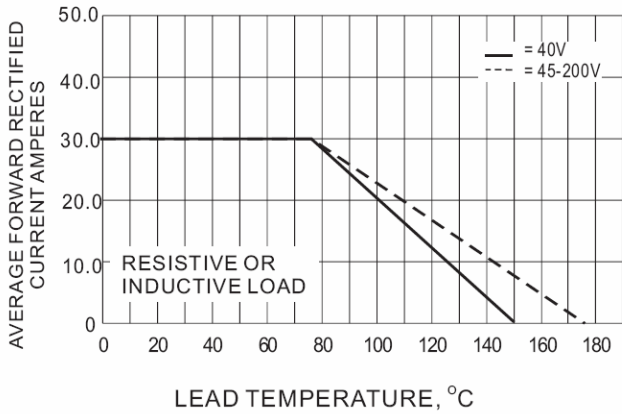


Fig.1 Forward current derating curve. For resistive or inductive load derate by 20%

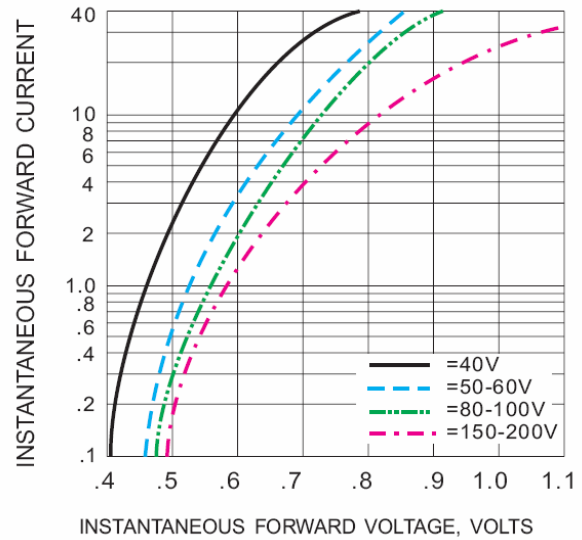


Fig.2 Typical instantaneous forward characteristics

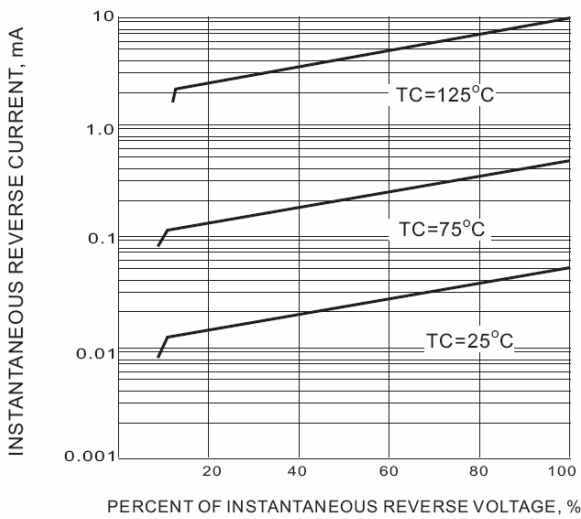


Fig.3 Typical reverse characteristics

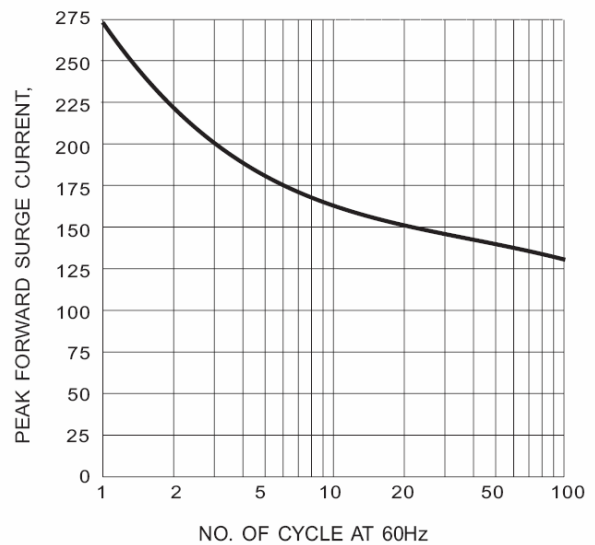


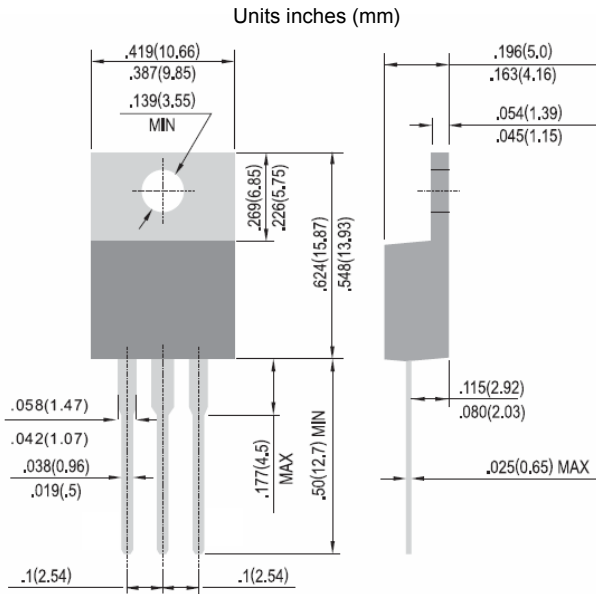
Fig.4 Maximum non repetitive surge current

Thermal Characteristics

Symbol	Parameter	Value	Unit
$R_{\theta JC}$	Junction to case	1.4	°C/W

Mechanical Characteristics

Physical dimensions



Ordering information

Product order code	Marking	Package	Weight	Base qty	Delivery mode
MBR30xxxCTe3/TU	MSC yyww MBR30xxxCT → ←	TO-220AB	1.895 g	2000	Tube

Commercial Business Unit
Microsemi Corporation

Microsemi Commercial Offshore de Macau Limitada
Avenida Doutor Mario Soares
Bank of China Building, 18/F, Unit D
Macau SAR

Please refer to www.microsemi.com for the terms and conditions of purchase