



Chipsmall Limited consists of a professional team with an average of over 10 year of expertise in the distribution of electronic components. Based in Hongkong, we have already established firm and mutual-benefit business relationships with customers from,Europe,America and south Asia,supplying obsolete and hard-to-find components to meet their specific needs.

With the principle of “Quality Parts,Customers Priority,Honest Operation,and Considerate Service”,our business mainly focus on the distribution of electronic components. Line cards we deal with include Microchip,ALPS,ROHM,Xilinx,Pulse,ON,Everlight and Freescale. Main products comprise IC,Modules,Potentiometer,IC Socket,Relay,Connector.Our parts cover such applications as commercial,industrial, and automotives areas.

We are looking forward to setting up business relationship with you and hope to provide you with the best service and solution. Let us make a better world for our industry!



## Contact us

Tel: +86-755-8981 8866 Fax: +86-755-8427 6832

Email & Skype: [info@chipsmall.com](mailto:info@chipsmall.com) Web: [www.chipsmall.com](http://www.chipsmall.com)

Address: A1208, Overseas Decoration Building, #122 Zhenhua RD., Futian, Shenzhen, China



# Low $V_F$ Silicon Power Schottky Diode

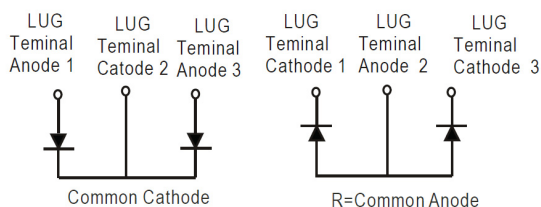
$$V_{RRM} = 30 \text{ V}$$

$$I_{F(AV)} = 300 \text{ A}$$

## Features

- High Surge Capability
- Type 30 V  $V_{RRM}$
- Isolation Type Package
- Electrically Isolated Base Plate
- Not ESD Sensitive

## Three Tower Package



Maximum ratings, at  $T_j = 25^\circ\text{C}$ , unless otherwise specified ("R" devices have leads reversed)

Parameter	Symbol	Conditions	MBRT30030(R)L	Unit
Maximum recurrent peak reverse voltage	$V_{RRM}$		30	V
Maximum RMS voltage	$V_{RMS}$		21	V
Maximum DC blocking voltage	$V_{DC}$		30	V
Operating temperature	$T_j$		-55 to 150	$^\circ\text{C}$
Storage temperature	$T_{stg}$		-55 to 150	$^\circ\text{C}$

Electrical characteristics, at  $T_j = 25^\circ\text{C}$ , unless otherwise specified

Parameter	Symbol	Conditions	MBRT30030(R)L	Unit
Average forward current (per pkg)	$I_{F(AV)}$	$T_C = 100^\circ\text{C}$	300	A
Peak forward surge current (per leg)	$I_{FSM}$	$t_p = 8.3 \text{ ms}$ , half sine	2000	A
Maximum instantaneous forward voltage (per leg)	$V_F$	$I_{FM} = 150 \text{ A}$ , $T_j = 25^\circ\text{C}$	0.58	V
Maximum instantaneous reverse current at rated DC blocking voltage (per leg)	$I_R$	$T_j = 25^\circ\text{C}$	3	mA
		$T_j = 100^\circ\text{C}$	100	

## Thermal characteristics

Maximum thermal resistance, junction - case (per leg)	$R_{\theta JC}$	0.40	$^\circ\text{C/W}$
---	-----------------	------	--------------------

Figure .1-Typical Forward Characteristics

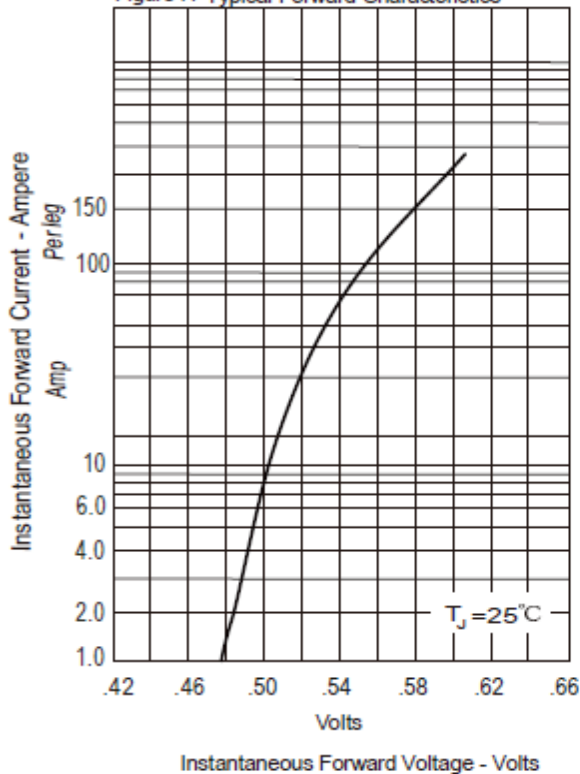


Figure .2- Forward Derating Curve

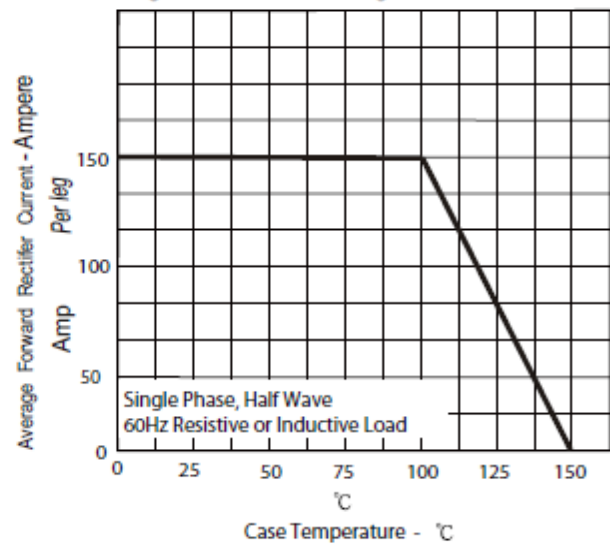


Figure.3-Peak Forward Surge Current

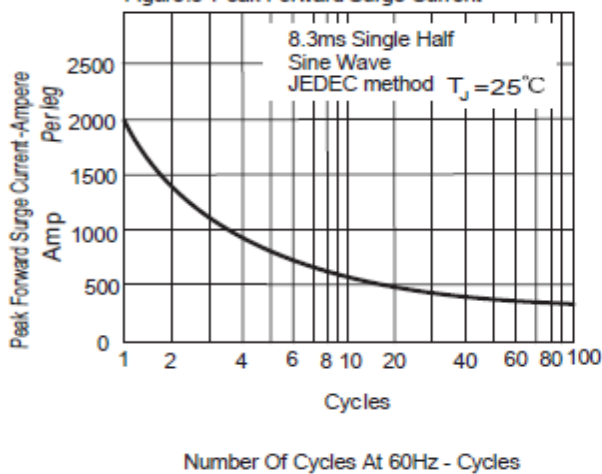
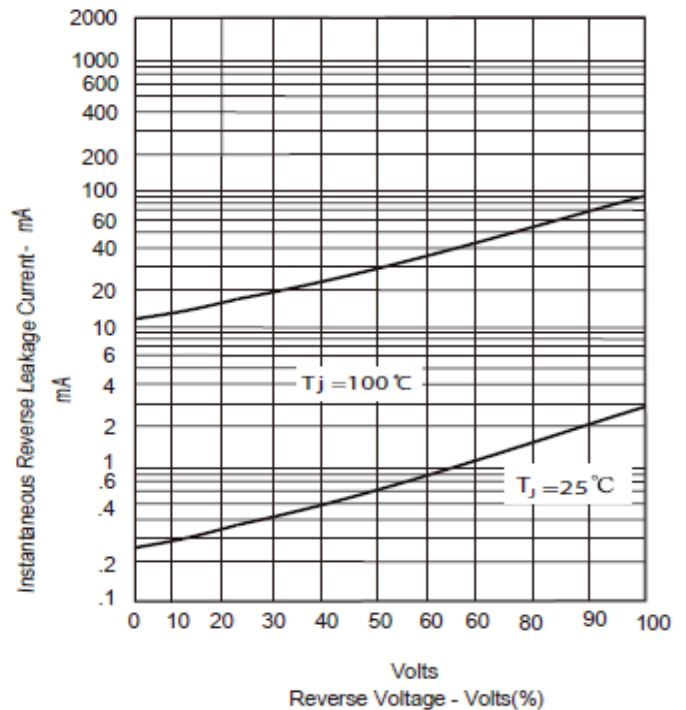


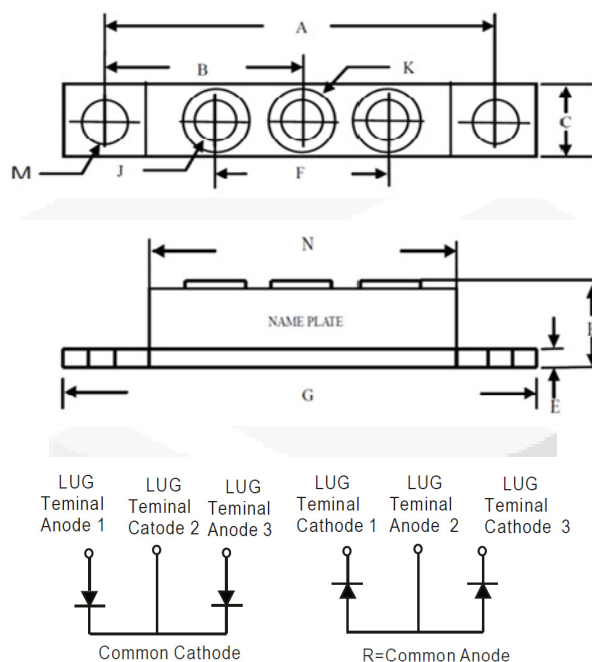
Figure .4-Typical Reverse Characteristics





## Package dimensions and terminal configuration

Product is marked with part number and terminal configuration.



DIM	Inches		Millimeters	
	Min	Max	Min	Max
A	3.150	NOM	80.01	NOM
B	1.565	1.585	39.75	40.26
C	.700	.800	17.78	20.32
E	.119	.132	3.02	3.35
F	1.327	REF	33.72	REF
G	3.55	3.65	90.17	92.71
H	----	.73	----	18.30
J	1/4-20 UNC FULL			
K	.472	.511	12	13
M	.275	.295	6.99	7.49
N	2.38	2.46	60.5	62.5