



Chipsmall Limited consists of a professional team with an average of over 10 year of expertise in the distribution of electronic components. Based in Hongkong, we have already established firm and mutual-benefit business relationships with customers from,Europe,America and south Asia,supplying obsolete and hard-to-find components to meet their specific needs.

With the principle of “Quality Parts,Customers Priority,Honest Operation,and Considerate Service”,our business mainly focus on the distribution of electronic components. Line cards we deal with include Microchip,ALPS,ROHM,Xilinx,Pulse,ON,Everlight and Freescale. Main products comprise IC,Modules,Potentiometer,IC Socket,Relay,Connector.Our parts cover such applications as commercial,industrial, and automotives areas.

We are looking forward to setting up business relationship with you and hope to provide you with the best service and solution. Let us make a better world for our industry!



Contact us

Tel: +86-755-8981 8866 Fax: +86-755-8427 6832

Email & Skype: info@chipsmall.com Web: www.chipsmall.com

Address: A1208, Overseas Decoration Building, #122 Zhenhua RD., Futian, Shenzhen, China



Silicon Power Schottky Diode

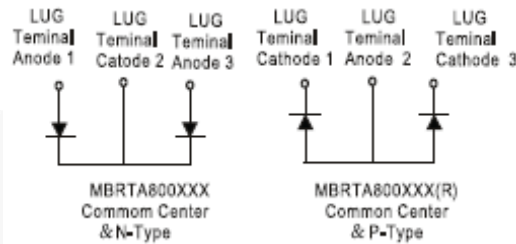
$V_{RRM} = 150\text{ V} - 200\text{ V}$

$I_{F(AV)} = 800\text{ A}$

Features

- High Surge Capability
- Types from 150 V to 200 V V_{RRM}
- Isolation Type Package
- Electrically Isolated Base Plate
- Not ESD Sensitive

Heavy Three Tower Package



Maximum ratings, at $T_j = 25\text{ }^{\circ}\text{C}$, unless otherwise specified ("R" devices have leads reversed)

Parameter	Symbol	Conditions	MBRTA800150(R)	MBRTA800200(R)	Unit
Repetitive peak reverse voltage	V_{RRM}		150	200	V
RMS reverse voltage	V_{RMS}		106	141	V
DC blocking voltage	V_{DC}		150	200	V
Operating temperature	T_j		-55 to 150	-55 to 150	$^{\circ}\text{C}$
Storage temperature	T_{stg}		-55 to 150	-55 to 150	$^{\circ}\text{C}$

Electrical characteristics, at $T_j = 25\text{ }^{\circ}\text{C}$, unless otherwise specified

Parameter	Symbol	Conditions	MBRTA800150(R)	MBRTA800200(R)	Unit
Average forward current (per pkg)	$I_{F(AV)}$	$T_C = 100\text{ }^{\circ}\text{C}$	800	800	A
Peak forward surge current (per leg)	I_{FSM}	$t_p = 8.3\text{ ms}$, half sine	6000	6000	A
Maximum instantaneous forward voltage (per leg)	V_F	$I_{FM} = 400\text{ A}$, $T_j = 25\text{ }^{\circ}\text{C}$	0.88	0.92	V
Reverse current at rated DC blocking voltage (per leg)	I_R	$T_j = 25\text{ }^{\circ}\text{C}$	5	5	mA
		$T_j = 100\text{ }^{\circ}\text{C}$	10	10	
		$T_j = 150\text{ }^{\circ}\text{C}$	50	50	

Thermal characteristics

Thermal resistance, junction - case (per leg)	$R_{\theta JC}$		0.25	0.25	$^{\circ}\text{C/W}$
---	-----------------	--	------	------	----------------------

Figure.1-Typical Forward Characteristics

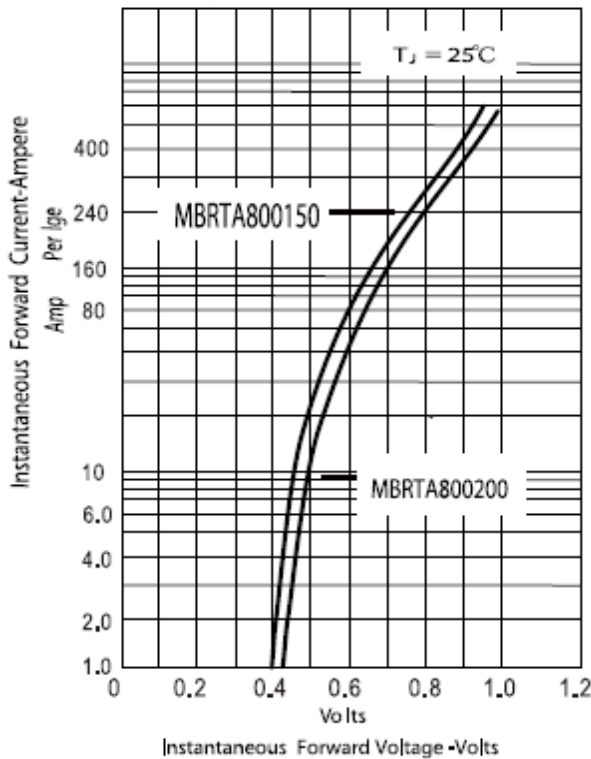


Figure.2-Forward Derating Curve

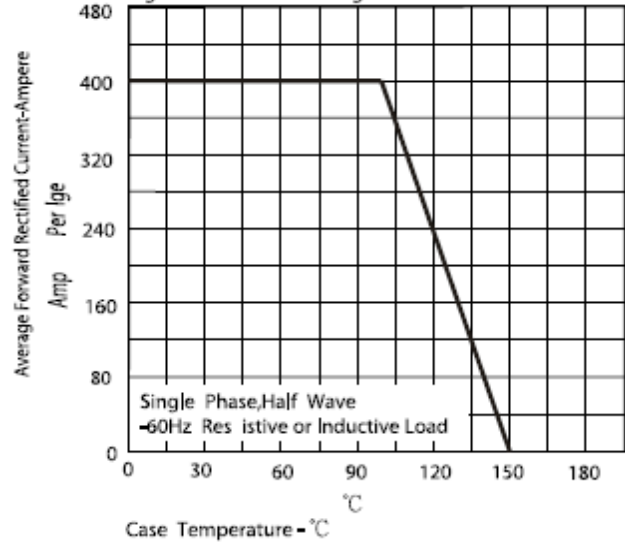


Figure.3-Peak Forward Surge Current

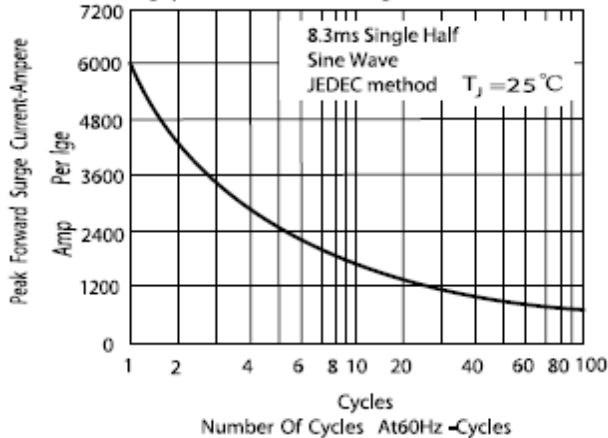
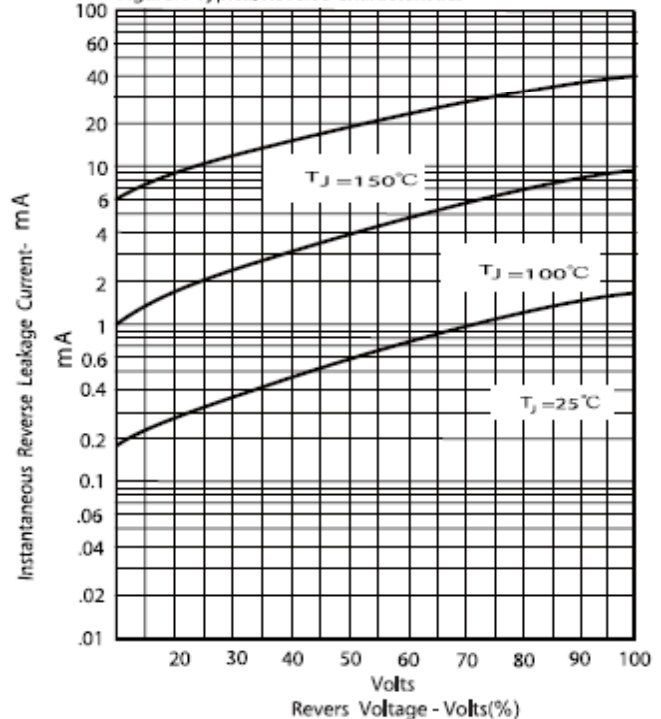
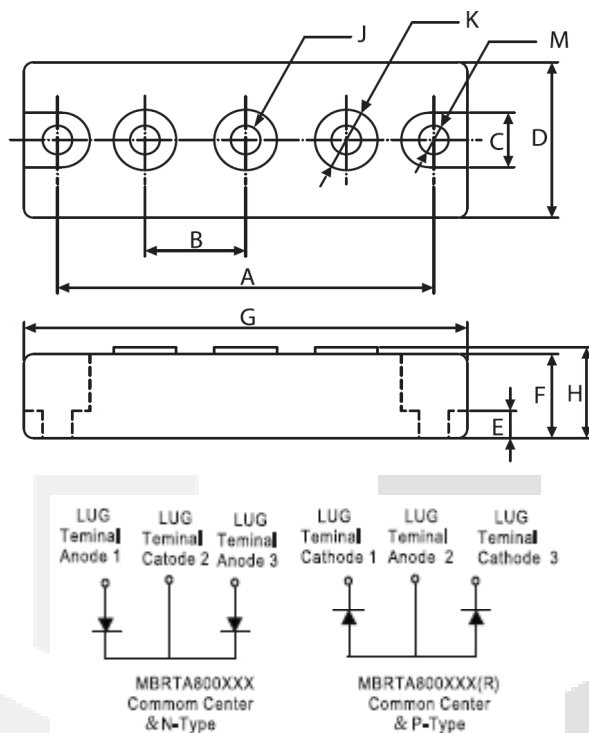


Figure.4-Typical Reverse Characteristics



Package dimensions and terminal configuration

Product is marked with part number and terminal configuration.



DIMENSIONS				
	INCHES		MM	
	MIN	MAX	MIN	MAX
A	3.150	NOM	80.01	NOM
B	.872	.892	22.15	22.65
C	.465	.479	11.82	12.18
D	1.337	1.356	33.95	34.45
E	.230	.234	5.84	6.16
F	.725	REF	18.42	REF
G	3.668	3.768	93.17	95.71
H	----	.791	---	20.10
J	1/4 - 20 UNC FULL			
K	.509	.538	12.92	13.68
M	.238	.258	6.05	6.55