



Chipsmall Limited consists of a professional team with an average of over 10 year of expertise in the distribution of electronic components. Based in Hongkong, we have already established firm and mutual-benefit business relationships with customers from,Europe,America and south Asia,supplying obsolete and hard-to-find components to meet their specific needs.

With the principle of “Quality Parts,Customers Priority,Honest Operation,and Considerate Service”,our business mainly focus on the distribution of electronic components. Line cards we deal with include Microchip,ALPS,ROHM,Xilinx,Pulse,ON,Everlight and Freescale. Main products comprise IC,Modules,Potentiometer,IC Socket,Relay,Connector.Our parts cover such applications as commercial,industrial, and automotives areas.

We are looking forward to setting up business relationship with you and hope to provide you with the best service and solution. Let us make a better world for our industry!



Contact us

Tel: +86-755-8981 8866 Fax: +86-755-8427 6832

Email & Skype: info@chipsmall.com Web: www.chipsmall.com

Address: A1208, Overseas Decoration Building, #122 Zhenhua RD., Futian, Shenzhen, China



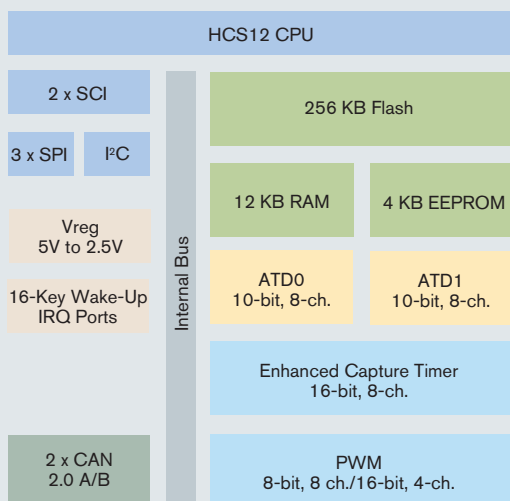
MC9S12DG256

Target Applications

- > Automotive applications
- > Industrial control

Overview

Freescale Semiconductor's HCS12 Family of microcontrollers (MCUs) is the next generation of the highly successful 68HC12 architecture. Using Freescale's industry-leading 0.25 μ s Flash, the MC9S12DG256 is part of a pin-compatible family that scales from 32 KB to 512 KB of Flash memory. The MC9S12DG256 provides an upward migration path from Freescale's 68HC08, 68HC11 and 68HC12 architectures for applications that need larger memory, more peripherals and higher performance. Also, with the increasing number of CAN-based electronic control units (ECUs), its multiple network modules support this environment by enabling highly efficient communications between different network buses.



Features

Benefits

High-Performance 16-bit HCS12 CPU Core

- > 25 MHz bus operation at 5V for 40 ns minimum instruction cycle time
- > Opcode compatible with the 68HC11 and 68HC12
- > C-optimized architecture produces extremely compact code

On-Chip Debug Interface

- > Dedicated serial debug interface
- > On-chip breakpoints
- > Real-time in-circuit emulation and debug without expensive and cumbersome box emulators
- > Read/write memory and registers while running at full speed

Network Modules

- > Two msCAN modules implementing the CAN 2.0 A/B protocol
 - Five receive buffers per module with FIFO storage scheme
 - Three transmit buffers per module with internal prioritization
- > Ability to link modules for higher buffer count
- > Programmable bit rate up to 1 Mbps
- > FIFO receive approach superior for event-driven networks

Integrated Third-Generation Flash Memory

- > In-application reprogrammable
- > Self-timed, fast programming
 - Fast Flash page erase—20 ms (512 bytes)
 - Can program 16 bits in 20 μ s while in burst mode
- > 5V Flash program/erase/read
- > Flash granularity—512 byte Flash erase/2 byte Flash program
- > Four independently programmable Flash arrays
- > Flexible block protection and security
- > Flexibility to change code in the field
- > Efficient end-of-line programming
- > Total program time for 256 KB code is less than 10 seconds
- > Reduces production programming cost through ultra-fast programming
- > No external high voltage or charge pump required
- > Virtual EEPROM implementation, Flash array usable for EE extension
- > Can erase one array while executing code from another

4 KB Integrated EEPROM

- > Flexible protection scheme for protection against accidental program or erase
- > EEPROM can be programmed in 46 μ s
- > Can erase 4 bytes at a time and program 2 bytes at a time for calibration, security, personality and diagnostic information

Features

Benefits

10-bit Analog-to-Digital Converter (ADC)

- > Two 8-channel ADC
- > 7 μ s, 10-bit single conversion time, scan mode available
- > Fast, easy conversion from analog inputs like position sensors, analog meters and photovoltaic cells to digital values for CPU processing
- > Can effectively have 3.5 μ s conversion time by sampling same signal with both ADCs

Clock Generation Module with Phase-Lock Loop (PLL)

- > Clock monitor with self clock mode in case of no external clock
- > Programmable clock frequency with 1024 options ranging from divide by 16 to multiply by 64 from base oscillator
- > Real-time interrupt
- > Watchdog
- > Reliable, robust operation
- > Provides high performance using low-cost reference crystals
- > Reduces generated noise
- > Reduces power consumption
- > Easily able to implement real-time clock

Enhanced Capture Timer

- > 8-channel, 16-bit with input capture, output compare and pulse accumulator
- > 16-bit modulus down counter
- > Flexible, programmable timer system

8-bit or 16-bit Pulse-Wide Modulation (PWM)

- > 8-channel, 8-bit or 4-channel, 16-bit PWM
- > PWM supports center aligned operation
- > Efficiently implement motor control, battery charging or digital-to-analog functions

Two Serial Communications Interfaces

- > 8192 prescaler option
- > Asynchronous communication between the MCU and a terminal, computer or a network of MCUs
- > Exact baud rate matching

Three Serial Peripheral Interfaces

- > Up to 6.25 Mbps
- > High-speed synchronous communication between multiple MCUs or between MCU and serial peripherals

Inter IC (I²C) Bus

- > 256 clock rate options
- > Provides a simple, efficient method of data exchange between devices
- > Minimizes the need for large numbers of connections between devices and eliminates the need for an address decoder

Up to 91 Input/Output (I/O) Lines

- > Programmable pull-ups/pull-downs
- > Dual drive capability
- > Reduce system cost
- > Able to tailor application for minimum EMC or high current loads

Data Sheets

| | |
|----------------|---|
| 9S12DP256BDGV1 | MC9S12DP256 Device Guide |
| S12DP256PIMV2 | MC9S12DP256 Port Integration Module Block Guide |
| S12BDMV4 | HCS12 Background Debug (BDM) Block Guide |
| S12BKVD1 | HCS12 Breakpoint (BKP) Block Guide |
| S12CPUV2 | HCS12 CPU Reference Manual |
| S12MSCANV2 | HCS12 Motorola Scalable Controller Area Network Block Guide |
| S12ATD10B8CV2 | HCS12 10-bit 8-channel Analog to Digital Block Guide |
| S12CRGV3 | HCS12 Clock Reset Generator Block Guide |
| S12ECT16B8CV1 | HCS12 16-bit 8-channel Enhanced Capture Timer Block Guide |
| S12EETS4KV2 | HCS12 4K EEPROM Block Guide |
| S12FTS256KV2 | HCS12 256K Flash Block Guide |
| S12IICV2 | HCS12 I ² C Block Guide |
| S12INTV1 | HCS12 Interrupt (INT) Block Guide |
| S12MEBIV3 | HCS12 Multiplexed External Bus Interface (MEBI) Block Guide |
| S12MMCV4 | HCS12 Module Mapping Control (MMC) Block Guide |
| S12PWM8B8CV1 | HCS12 8-bit 8-channel Pulse-Width Modulator Block Guide |
| S12SCIV2 | HCS12 Serial Communications Interface Block Guide |
| S12SPIV2 | HCS12 Serial Peripheral Interface Block Guide |
| S12VREGV1 | HCS12 Voltage Regulator Block Guide |

Cost-Effective Development Tools

For more information on development tools, please refer to the Freescale Development Tool Selector Guide (SG1011).

| | |
|--|---|
| M68KIT912DP256 \$495* | Evaluation kit for development and evaluation of HCS12 application code that includes the M68EVB912DP256 and USBMULTILINKBDM |
| M68CYCLONEPRO \$499* | HC08/HCS08/HC12/HCS12 stand-alone Flash programmer or in-circuit emulator, debugger, Flash programmer; USB, serial or Ethernet interface options |
| USBMULTILINKBDM \$99* | Universal HCS08/HCS12 in-circuit emulator, debugger, and Flash programmer; USB PC interface |
| CWX-H12-SE Free* | CodeWarrior™ Special Edition for HCS12 MCUs; includes integrated development environment (IDE), linker, debugger, unlimited assembler, Processor Expert™ auto-code generator, full-chip simulation and limited C compiler |

Application Notes and Engineering Bulletins



| | |
|--------|--|
| AN2206 | Security and Protection on the HCS12 Family |
| AN2213 | Using Cosmic Software's M68HC12 Compiler for MC9S12DP256 |
| AN2216 | MC9S12DP256 Software Development Using Metrowerks CodeWarrior™ |
| AN2250 | Audio Reproduction on HCS12 Microcontrollers |
| EB386 | HCS12 D-Family Compatibility |

Package Options

| Part Number | Package | Temp. Range |
|-----------------|----------|-----------------|
| MC9S12DG256BCFU | 80 QFP | -40°C to +85°C |
| MC9S12DG256BVFU | 80 QFP | -40°C to +105°C |
| MC9S12DG256BMFU | 80 QFP | -40°C to +125°C |
| MC9S12DG256BCPV | 112 LQFP | -40°C to +85°C |
| MC9S12DG256BVPV | 112 LQFP | -40°C to +105°C |
| MC9S12DG256BMPV | 112 LQFP | -40°C to +125°C |

80-Lead QFP

112-Lead LQFP



Learn More: For more information about Freescale products, please visit www.freescale.com.

*Price indicated is MSRP.

Freescale™ and the Freescale logo are trademarks of Freescale Semiconductor, Inc. All other product or service names are the property of their respective owners. This product incorporates SuperFlash® technology licensed from SST.

© Freescale Semiconductor, Inc. 2005

Document Number: MC9S12DG256FS

REV 2