



Chipsmall Limited consists of a professional team with an average of over 10 year of expertise in the distribution of electronic components. Based in Hongkong, we have already established firm and mutual-benefit business relationships with customers from,Europe,America and south Asia,supplying obsolete and hard-to-find components to meet their specific needs.

With the principle of “Quality Parts,Customers Priority,Honest Operation,and Considerate Service”,our business mainly focus on the distribution of electronic components. Line cards we deal with include Microchip,ALPS,ROHM,Xilinx,Pulse,ON,Everlight and Freescale. Main products comprise IC,Modules,Potentiometer,IC Socket,Relay,Connector.Our parts cover such applications as commercial,industrial, and automotives areas.

We are looking forward to setting up business relationship with you and hope to provide you with the best service and solution. Let us make a better world for our industry!



Contact us

Tel: +86-755-8981 8866 Fax: +86-755-8427 6832

Email & Skype: info@chipsmall.com Web: www.chipsmall.com

Address: A1208, Overseas Decoration Building, #122 Zhenhua RD., Futian, Shenzhen, China



REVISION A
REVISED AND
REDRAWN ON
CAD/CAM
11/28/95 TS

REVISION B
ADDED RoHS
12/05/05 MP

REVISION C
NOTE 9: 1000Vrms
WAS 500Vrms
05/05/06 MP

AUDIO COUPLING MINIATURE ENCAPSULATED TRANSFORMER DESIGNED TO OPERATE 50mW MAX IN PRIMARY AND REFLECT A PRIMARY SOURCE IMPEDANCE OF APPROXIMATELY 600Ω CT WITH 8Ω LOAD ON SECONDARY.

A. Electrical Specifications (@ 20 ° C)

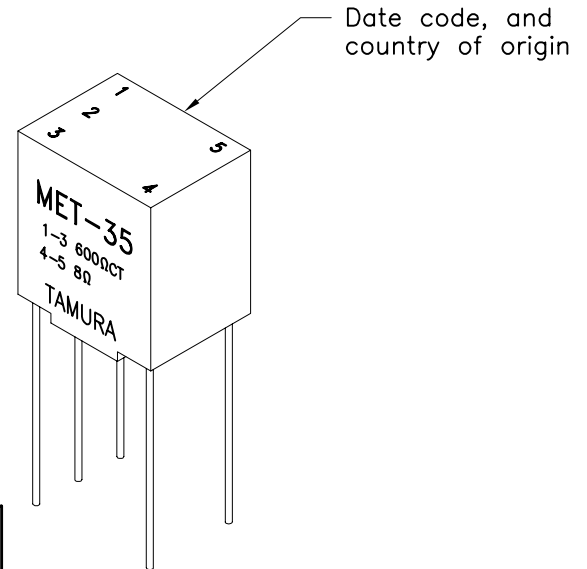
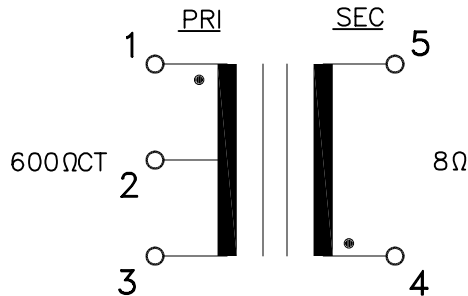
1. Pri Source Impedance; 600Ω CT
2. Sec Load Impedance; 8Ω
3. Pri DC Current; 4.5 mA MAX
4. Operating Level; 50 mW MAX @ 300 Hz
5. Frequency Response (relative to 1 KHz); ±2.0 dB, @ 300 Hz to 100 KHz
6. Longitudinal Balance; 60 dB MIN @ 1 KHz
7. DC Resistance;
 - (1-3) 60Ω ±20%
 - (4-5) 1.5Ω ±20%
8. Turns Ratio; (1-3) : (4-5) = 8.66 : 1 ±2%
9. Dielectric Strength; 1000 Vrms, 60Hz 0.5 minute @ Pri - Sec



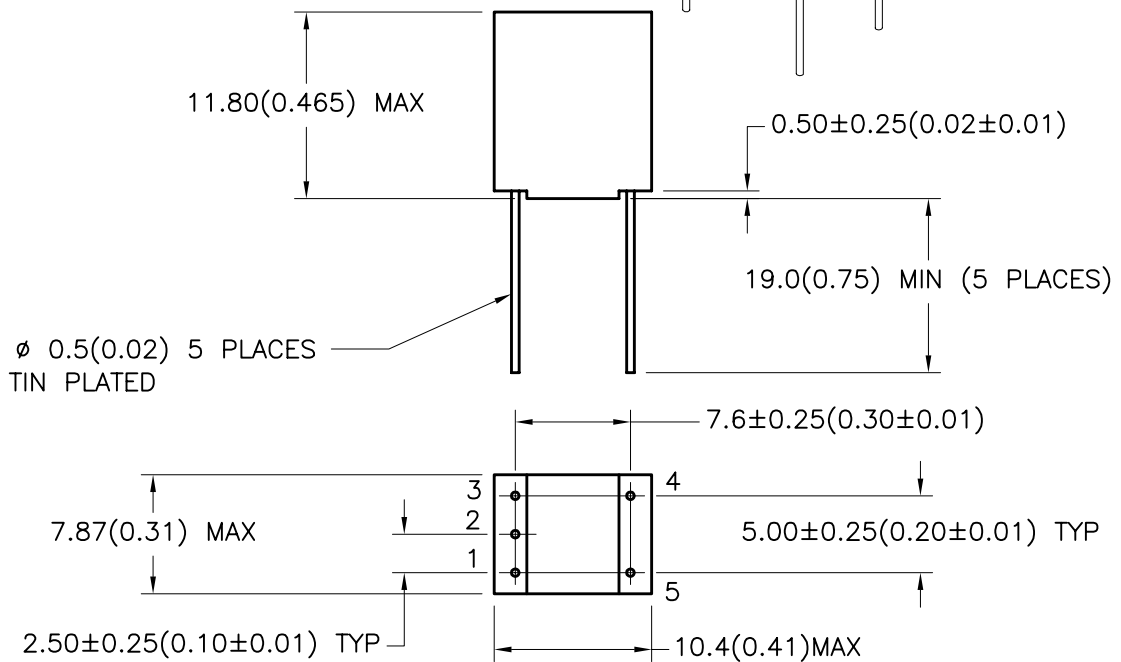
MODEL NUMBER
MET-35

B. Marking; MET-35, TAMURA, Primary and Secondary Impedance, date code and country of origin

C. Schematic Diagram



D. Mechanical Specifications



TOLERANCES (mm)	
≤ 4	± 0.2
4 ≤ 20	± 0.3
20 ≤ 50	± 0.4

PREPARED BY:

K. BRENNAN

ENGINEER:
M. PITCHAI

DWG CONTROL NO. P-A1-10335
ACAD\MET\A1103351.DWG

REV C
AUDIO COUPLING
MINIATURE ENCAPSULATED TRANSFORMER

MET-35
MODEL SPECIFICATION

QUALITY CONTROL:
T. CLEM

CONTENTS OF THIS DRAWING ARE SUBJECT TO CHANGE WITHOUT PRIOR NOTICE

TAMURA CORPORATION OF AMERICA
43352 BUSINESS PARK DRIVE, TEMECULA, CA. 92590-6624
(951) 699-1270 FAX 9516769482

DIM: mm(In) SCL: 2/1 SH: 1 OF 1

APPROVED:

Y. SEKIGUCHI

PROPRIETARY NOTICE: THIS DRAWING PRINT OR DOCUMENT AND SUBJECT MATTER DISCLOSED HEREIN ARE PROPRIETARY ITEMS TO WHICH TAMURA RETAINS THE EXCLUSIVE RIGHT OF DISSEMINATION, REPRODUCTION, MANUFACTURE AND SALE. THIS DRAWING, PRINT OR DOCUMENT IS SUBMITTED IN CONFIDENCE FOR CONSIDERATION BY THE RECIPIENT ALONE UNLESS PERMISSION FOR FURTHER DISCLOSURE IS EXPRESSLY GRANTED IN WRITING.