



Chipsmall Limited consists of a professional team with an average of over 10 year of expertise in the distribution of electronic components. Based in Hongkong, we have already established firm and mutual-benefit business relationships with customers from,Europe,America and south Asia,supplying obsolete and hard-to-find components to meet their specific needs.

With the principle of “Quality Parts,Customers Priority,Honest Operation,and Considerate Service”,our business mainly focus on the distribution of electronic components. Line cards we deal with include Microchip,ALPS,ROHM,Xilinx,Pulse,ON,Everlight and Freescale. Main products comprise IC,Modules,Potentiometer,IC Socket,Relay,Connector.Our parts cover such applications as commercial,industrial, and automotives areas.

We are looking forward to setting up business relationship with you and hope to provide you with the best service and solution. Let us make a better world for our industry!



## Contact us

Tel: +86-755-8981 8866 Fax: +86-755-8427 6832

Email & Skype: info@chipsmall.com Web: www.chipsmall.com

Address: A1208, Overseas Decoration Building, #122 Zhenhua RD., Futian, Shenzhen, China



REVISION A 02/03/94 TS
REVISION B REVISED PIN NUMBERS 06/06/95 TS
REVISION C ADDED RoHS 12/09/05 MP

TELECOMMUNICATION COUPLING MINIATURE ENCAPSULATED TRANSFORMER DESIGNED TO OPERATE 50mW MAX IN PRIMARY AND REFLECT A PRIMARY SOURCE IMPEDANCE OF APPROXIMATELY 600Ω WITH 600Ω CT, 150Ω SPLIT LOAD ON SECONDARY.

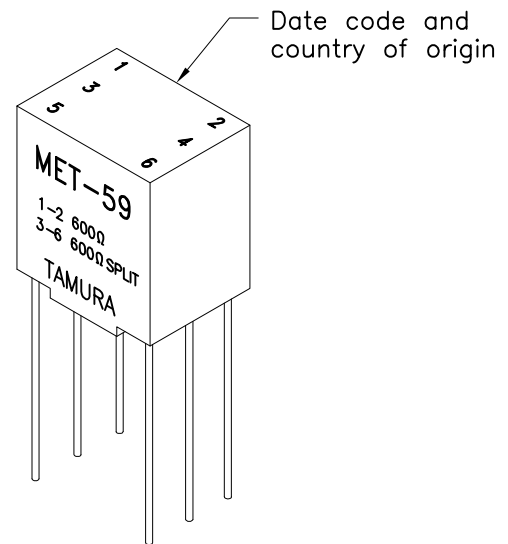
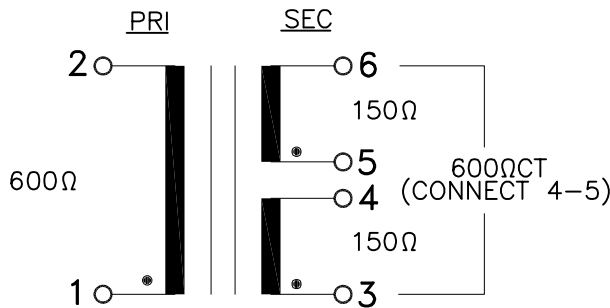
A. Electrical Specifications (@ 20 ° C)

- Pri Source Impedance; 600Ω
- Sec Load Impedance; 600Ω CT, 150Ω SPLIT
- Pri DC Current; 3 mA MAX
- Operating Level; 50 mW MAX @ 300 Hz
- Frequency Response (relative to 1 KHz); ±2.0 dB, @ 300 Hz to 100 KHz
- Longitudinal Balance; 60 dB MIN @ 1 KHz
- DC Resistance;
  - (1-2) 70Ω ±20%
  - (3-6) 95Ω ±20%
- Turns Ratio; (1-2) : (3-4) : (5-6) = 2 : 1.00 : 1.00 ±2%
- Dielectric Strength; 1000 Vrms 0.5 minute @ Pri - Sec

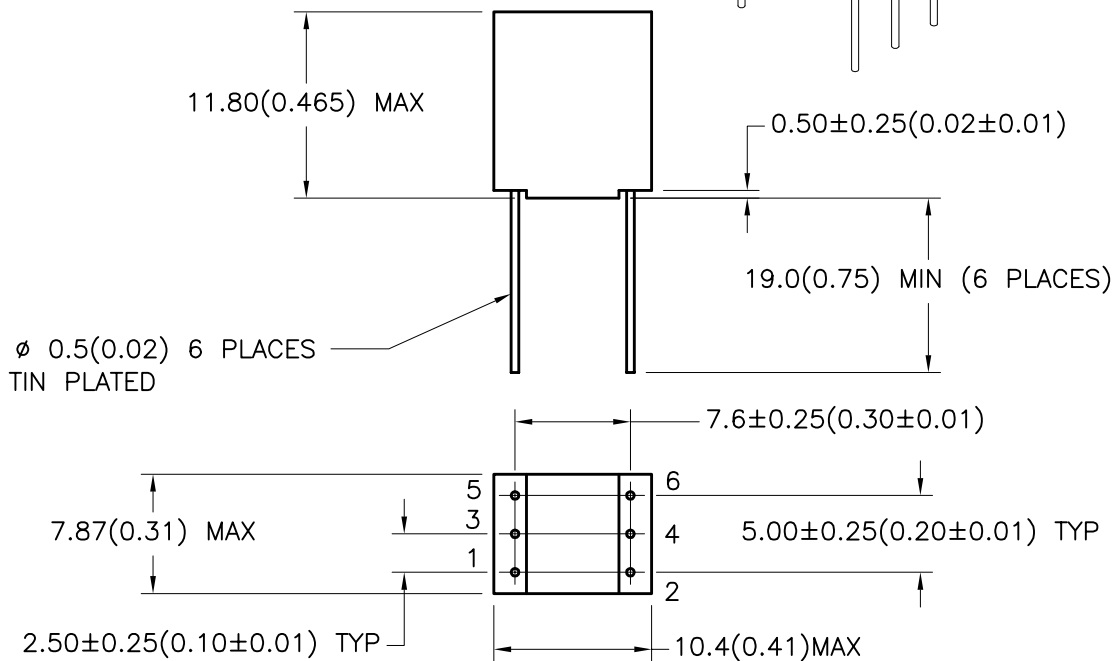


B. Marking; MET-59, TAMURA, Primary and Secondary Impedance, pin numbers, date code and country of origin.

C. Schematic Diagram



D. Mechanical Specifications



TOLERANCES (mm)	
≤ 4	± 0.2
4 ≤ 20	± 0.3
20 ≤ 50	± 0.4

PREPARED BY:  
K. BRENNAN

ENGINEER: M. PITCHAI	DWG CONTROL NO. P-A1-10255 ACAD\MET\A1102551.DWG	REV C	AUDIO COUPLING MINIATURE ENCAPSULATED TRANSFORMER	MET-59
QUALITY CONTROL: T. CLEM	CONTENTS OF THIS DRAWING ARE SUBJECT TO CHANGE WITHOUT PRIOR NOTICE			MODEL SPECIFICATION
APPROVED: Y. SEKIGUCHI	 43352 BUSINESS PARK DRIVE, TEMECULA, CA. 92590-6624 (951) 699-1270 FAX 9516769482			DIM: mm(In) SCL: 2/1 SH: 1 OF 1