



Chipsmall Limited consists of a professional team with an average of over 10 year of expertise in the distribution of electronic components. Based in Hongkong, we have already established firm and mutual-benefit business relationships with customers from,Europe,America and south Asia,supplying obsolete and hard-to-find components to meet their specific needs.

With the principle of “Quality Parts,Customers Priority,Honest Operation,and Considerate Service”,our business mainly focus on the distribution of electronic components. Line cards we deal with include Microchip,ALPS,ROHM,Xilinx,Pulse,ON,Everlight and Freescale. Main products comprise IC,Modules,Potentiometer,IC Socket,Relay,Connector.Our parts cover such applications as commercial,industrial, and automotives areas.

We are looking forward to setting up business relationship with you and hope to provide you with the best service and solution. Let us make a better world for our industry!



Contact us

Tel: +86-755-8981 8866 Fax: +86-755-8427 6832

Email & Skype: info@chipsmall.com Web: www.chipsmall.com

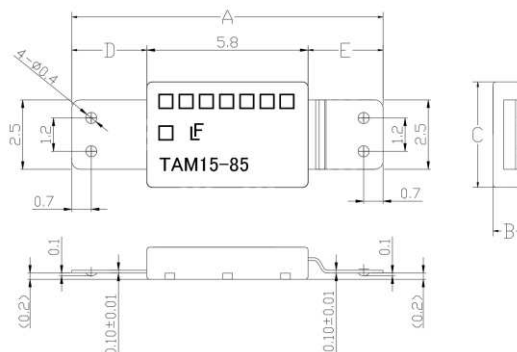
Address: A1208, Overseas Decoration Building, #122 Zhenhua RD., Futian, Shenzhen, China



Specification Status: Released

Electrical Rating

Contact Rating	Maximum Breaking Current	Minimum Hold Voltage	Maximum Leakage Current
DC9V/25A (6000 cycles)	DC5V/80A (100 cycles)	3V	200mA



Leads: Copper based alloy

Case: LCP

Marking:

- □□□□□□□□ - Lot Identification
- □ □□ - Control Number, Company logo
- TAM15-85 - Part Name

Notes:
Unspecified dimensions, tolerance should be +/-0.1mm
Dimensions in brackets are for reference

TABLE I. DIMENSIONS:

mm:	A		B	C		D		E	
	MIN	MAX	MAX	MIN	MAX	MIN	MAX	MIN	MAX
	10.9	11.4	1.15	3.75	3.85	2.6	2.8	2.6	2.8

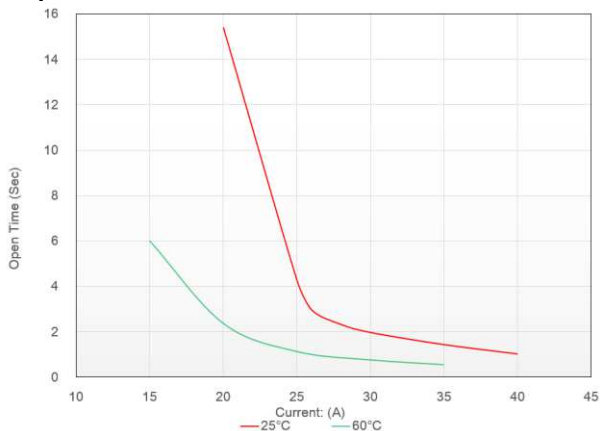
TABLE II. PERFORMANCE RATINGS:

OPERATION TEMPERATURE			RESET TEMPERATURE		RESISTANCE		HOLD CURRENT	
°C			°C		mohms @ 25°C		Amp @ 25°C	Amp @ 60°C
MIN	TYP	MAX	MIN	ΔT ¹	TYP	MAX	MIN	MIN
80	85	90	≥40	≥10	2.5	5	15	8

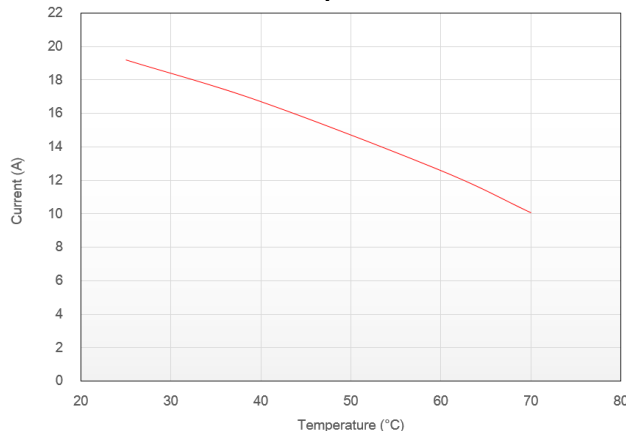
¹ ΔT is the minimum temperature differential between the actual operation temperature of the device and the reset temperature

ELECTRICAL PERFORMANCE (Typical):

Open Time vs. Current Curves – @ 25°C & 60°C



Hold Current vs. Temperature Curve



OPERATION TEMPERATURE RANGE

-30~100°C

Agency Recognitions: UL, cUL: E349829, CB
 Reference Documents: PS300
 Precedence: This specification takes precedence over documents referenced herein.
 Effectivity: Reference documents shall be the issue in effect on the date of invitation for bid.

CAUTION

Please refer to the MHP-TAM series device usage guidelines.
 Using the products outside the recommended guidelines may result in device damage.
 Operation beyond the rated voltage or current may result in rupture, electrical arcing or flame.

Materials Information

ROHS Compliant

Directive 2002/95/EC
Compliant

ELV Compliant

Directive 2000/53/EC
Compliant

Pb-Free



Halogen Free*



*Halogen Free refers to: Br≤900ppm, Cl≤900ppm, Br+Cl≤1500ppm.

Littelfuse products are not designed for, and shall not be used for, any purpose (including, without limitation, automotive, military, aerospace, medical, life-saving, life-sustaining, nuclear facility applications, devices intended for surgical implant into the body, or any other application in which the failure or lack of desired operation of the product may result in personal injury, death, or property damage) other than those expressly set forth in applicable Littelfuse product documentation. Warranties granted by Littelfuse shall be deemed void for products used for any purpose not expressly set forth in applicable Littelfuse documentation. Littelfuse shall not be liable for any claims or damages arising out of products used in applications not expressly intended by Littelfuse as set forth in applicable Littelfuse documentation. The sale and use of Littelfuse products is subject to Littelfuse Terms and Conditions of Sale, unless otherwise agreed by Littelfuse.