



Chipsmall Limited consists of a professional team with an average of over 10 year of expertise in the distribution of electronic components. Based in Hongkong, we have already established firm and mutual-benefit business relationships with customers from,Europe,America and south Asia,supplying obsolete and hard-to-find components to meet their specific needs.

With the principle of “Quality Parts,Customers Priority,Honest Operation,and Considerate Service”,our business mainly focus on the distribution of electronic components. Line cards we deal with include Microchip,ALPS,ROHM,Xilinx,Pulse,ON,Everlight and Freescale. Main products comprise IC,Modules,Potentiometer,IC Socket,Relay,Connector.Our parts cover such applications as commercial,industrial, and automotives areas.

We are looking forward to setting up business relationship with you and hope to provide you with the best service and solution. Let us make a better world for our industry!



Contact us

Tel: +86-755-8981 8866 Fax: +86-755-8427 6832

Email & Skype: info@chipsmall.com Web: www.chipsmall.com

Address: A1208, Overseas Decoration Building, #122 Zhenhua RD., Futian, Shenzhen, China

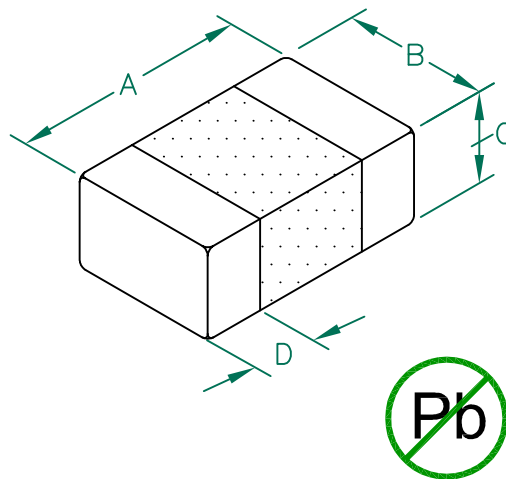


MI0805K400R-10

UNCONTROLLED DOCUMENT

PHYSICAL DIMENSIONS:

A	2.00 [.079]	+ 0.20 [.008]
B	1.25 [.049]	+ 0.20 [.008]
C	0.90 [.035]	+ 0.20 [.008]
D	0.51 [.020]	+ 0.25 [.010]

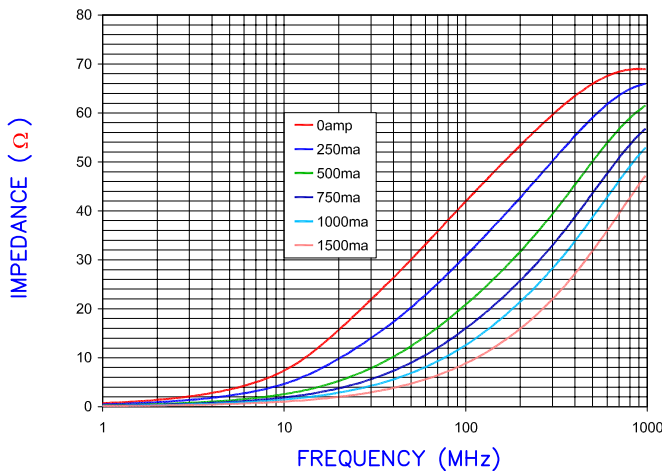


ELECTRICAL CHARACTERISTICS:

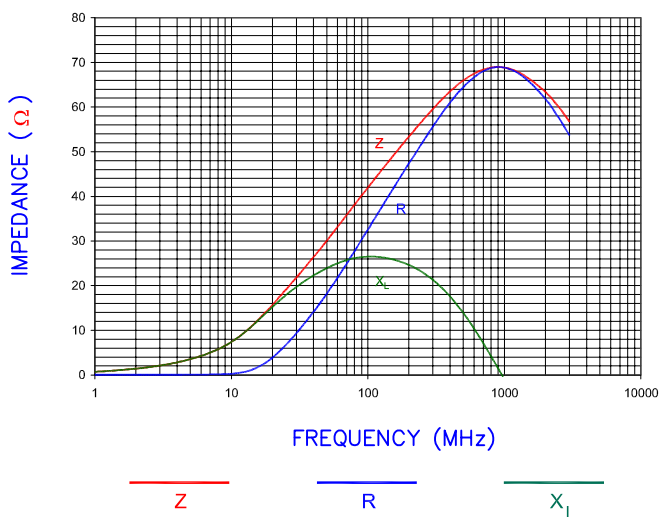
	Z @ 100MHz (Ω)	DCR (Ω)	Rated Current
Nominal	40		
Minimum	30		
Maximum	50	0.050	1500 mA

- NOTES: UNLESS OTHERWISE SPECIFIED
1. TAPED AND REELED per CURRENT EIA SPECIFICATIONS 7" REELS, 4000 PCS/REEL, PAPER TAPE.
 2. COMPONENTS SHOULD BE ADEQUATELY PREHEATED BEFORE SOLDERING.
 3. TERMINATION FINISH IS 100% TIN.
 4. OPERATING TEMP. RANGE: -40°C~+125°C. (INCLUDING SELF-HEATING)

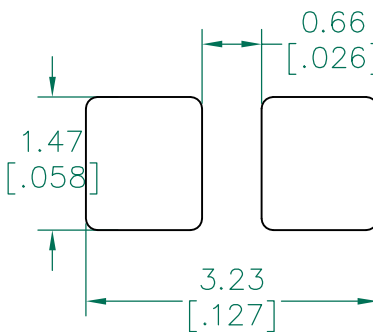
Z vs FREQUENCY
IMPEDANCE UNDER DC BIAS



|Z|, R, AND X vs. FREQUENCY

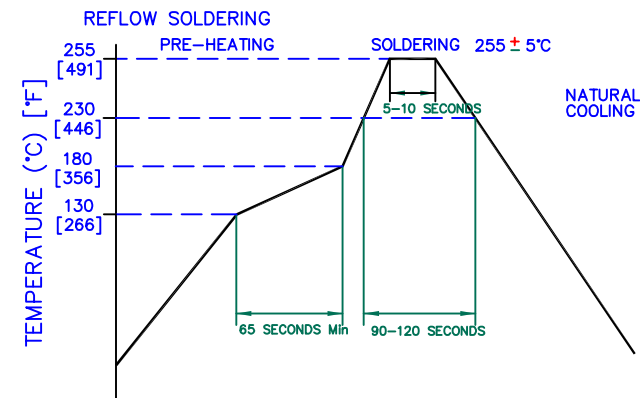


LAND PATTERNS FOR REFLOW SOLDERING



(For wave soldering, add 0.763 [.030] to this dimension.)

RECOMMENDED SOLDERING CONDITIONS



DIMENSIONS ARE IN mm [INCHES].				This print is the property of Laird Tech. and is loaned in confidence subject to return upon request and with the understanding that no copies shall be made without the written consent of Laird Tech. All rights to design or invention are reserved.		Laird	
D	ADD OPERATING TEMPERATURE UPDATE LAIRD LOGO AND REFLOW CURVE	08/05/13	QU	PROJECT/PART NUMBER:	REV	PART TYPE:	DRAWN BY:
C	CHANGE TO PAPER TAPE	03/04/10	JUN	MI0805K400R-10	D	CO-FIRE	JRK
B	UPDATE COMPANY LOGO & ADD ROHS	08/06/08	JRK	DATE:	SCALE:	NTS	SHEET:
A	ORIGINAL DRAFT	03/11/04	JRK	03/11/04			
REV	DESCRIPTION	DATE	INT	GAD #	TOOL #		
				MI0805K400R-10-D	-		2 of 2