



Chipsmall Limited consists of a professional team with an average of over 10 year of expertise in the distribution of electronic components. Based in Hongkong, we have already established firm and mutual-benefit business relationships with customers from,Europe,America and south Asia,supplying obsolete and hard-to-find components to meet their specific needs.

With the principle of "Quality Parts,Customers Priority,Honest Operation,and Considerate Service",our business mainly focus on the distribution of electronic components. Line cards we deal with include Microchip,ALPS,ROHM,Xilinx,Pulse,ON,Everlight and Freescale. Main products comprise IC,Modules,Potentiometer,IC Socket,Relay,Connector.Our parts cover such applications as commercial,industrial, and automotives areas.

We are looking forward to setting up business relationship with you and hope to provide you with the best service and solution. Let us make a better world for our industry!



Contact us

Tel: +86-755-8981 8866 Fax: +86-755-8427 6832

Email & Skype: info@chipsmall.com Web: www.chipsmall.com

Address: A1208, Overseas Decoration Building, #122 Zhenhua RD., Futian, Shenzhen, China



GSM BOOSTER

(replacement for GM862-QUAD)



Board information

The **GSM Booster** board is a replacement for Telit GM862-QUAD module and can be used on already supported development systems such as SmartGM862, PICPLC16 v6 PLC system, PICPLC4 v6 PLC system, EasyGSM/GPRS GM862 or AVRPLC16 v6 PLC system. It contains Telit **GL865-QUAD** GSM module, MMCX GSM antenna connector, SIM card holder and CSTP 50 pin vertical SMD molex connector (male) for further connection. Before you insert SIM card into SIM card holder make sure that it is properly oriented, **Figure 1** (opposite to GM862-QUAD). Then push the card slowly until you hear the "click" sound. If you want to remove the card, push it until you hear the "click" sound and then pull it out. Improper use may damage your card. There are four zero-ohm SMD jumpers used to select whether Handsfree (HF) or Handset (MT) audio pins are used. Jumpers are soldered in the HF position by default. SIM card and GSM antenna are not included in the package.

- 1 Telit **GL865-QUAD** GSM module
- 2 MMCX GSM connector for external antenna
- 3 SIM card (not included in the package)
- 4 SIM card holder
- 5 Audio pin selection between Handsfree (HF) and Handset (MT)
- 6 CSTP 50 pin vertical SMD molex connector (male) for further connection




Figure 1: GSM Booster

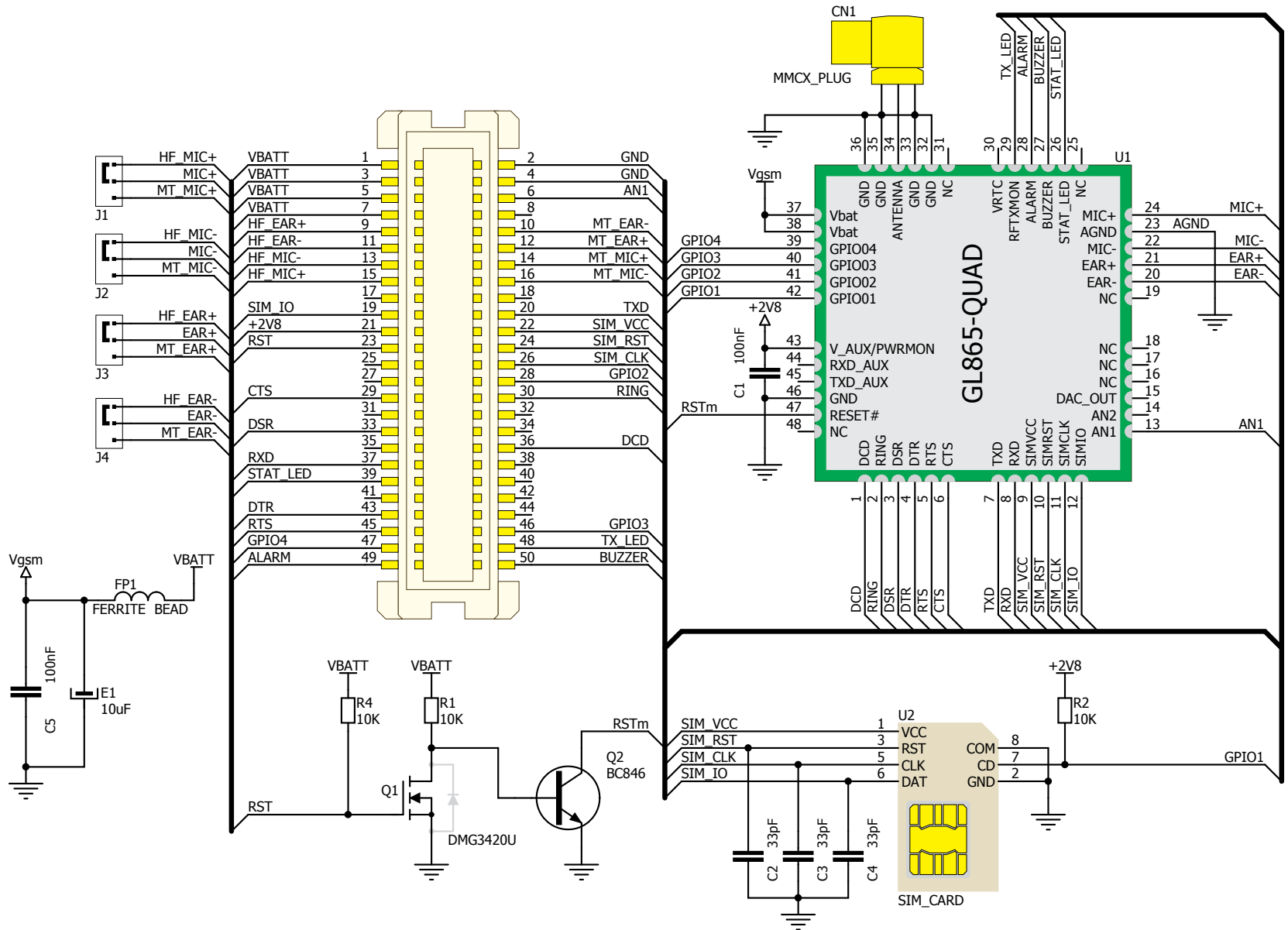


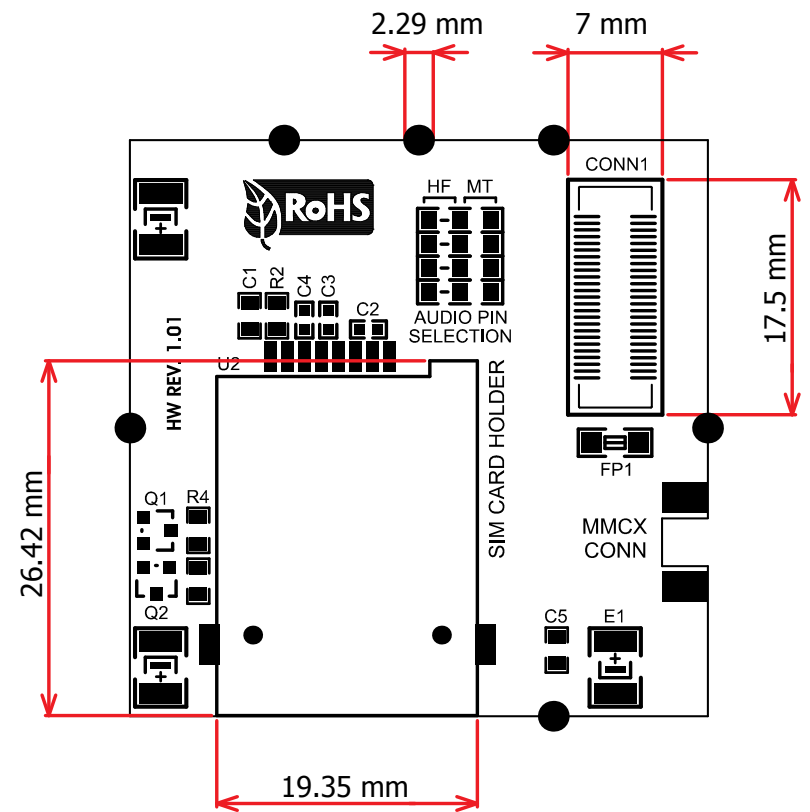
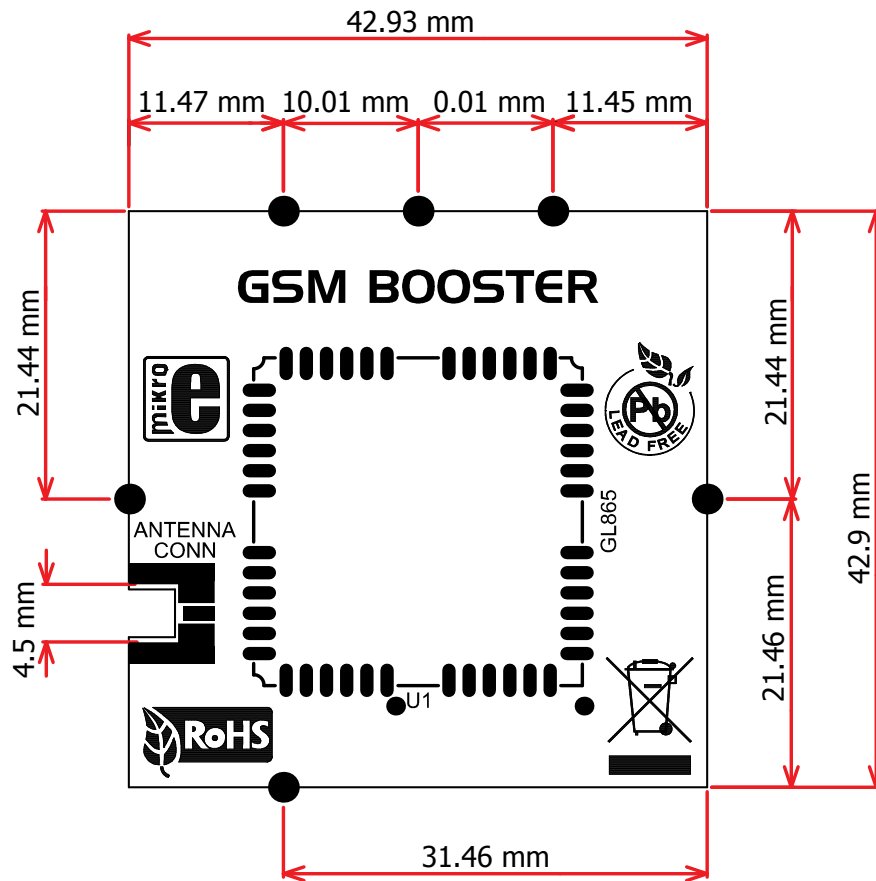
Figure 2: GSM Booster schematic

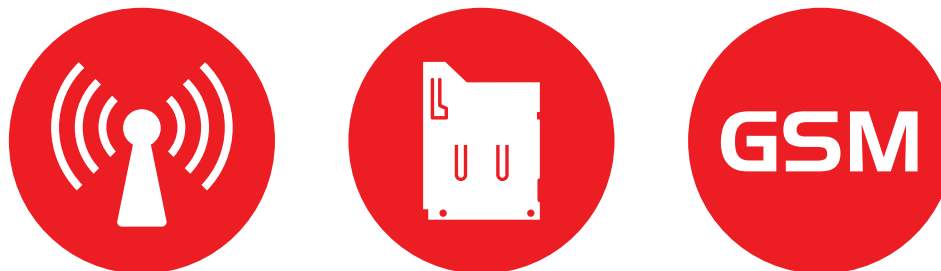
Difference between GM862-QUAD and GSM Booster

GM862-QUAD GSM Module	GSM BOOSTER board
2 audio paths, Handsfree(HF) and Handset(MT)	1 audio path and 4 SMD jumpers to choose between HF and MT
AXE pin for Handsfree switching	Not Connected
CHARGE pin - Battery charger input	Not Connected
ON/OFF pin	Not Connected
PWRMON pin - Module status ON indication	2.8V stabilized output / Power ON monitor
GPI1 - General purpose input 1	Not Connected
GPO2 - General purpose output 2	GPI02 - Configurable general purpose I/O 2
GPI08 - Configurable general purpose I/O 8	Not Connected
GPI09 - Configurable general purpose I/O 9	Not Connected
GPI010 - Configurable general purpose I/O 10	Not Connected
GPI011 - Configurable general purpose I/O 11	Not Connected
GPI012 - Configurable general purpose I/O 12	Not Connected
GPI013 - Configurable general purpose I/O 13	Not Connected
STAT_LED pin	GPI08/ STAT_LED
SIMIN pin	Not Connected

Figure 3: GSM Booster

Board dimensions





If you want to learn more about our products, please visit our website at www.mikroe.com

If you are experiencing some problems with any of our products or just need additional information, please place your ticket at www.mikroe.com/esupport

If you have any questions, comments or business proposals, do not hesitate to contact us at office@mikroe.com

GSM Booster Manual
ver. 1.01

