



Chipsmall Limited consists of a professional team with an average of over 10 year of expertise in the distribution of electronic components. Based in Hongkong, we have already established firm and mutual-benefit business relationships with customers from,Europe,America and south Asia,supplying obsolete and hard-to-find components to meet their specific needs.

With the principle of “Quality Parts,Customers Priority,Honest Operation,and Considerate Service”,our business mainly focus on the distribution of electronic components. Line cards we deal with include Microchip,ALPS,ROHM,Xilinx,Pulse,ON,Everlight and Freescale. Main products comprise IC,Modules,Potentiometer,IC Socket,Relay,Connector.Our parts cover such applications as commercial,industrial, and automotives areas.

We are looking forward to setting up business relationship with you and hope to provide you with the best service and solution. Let us make a better world for our industry!



Contact us


Tel: +86-755-8981 8866 Fax: +86-755-8427 6832

Email & Skype: info@chipsmall.com Web: www.chipsmall.com

Address: A1208, Overseas Decoration Building, #122 Zhenhua RD., Futian, Shenzhen, China



TFT Proto 5"



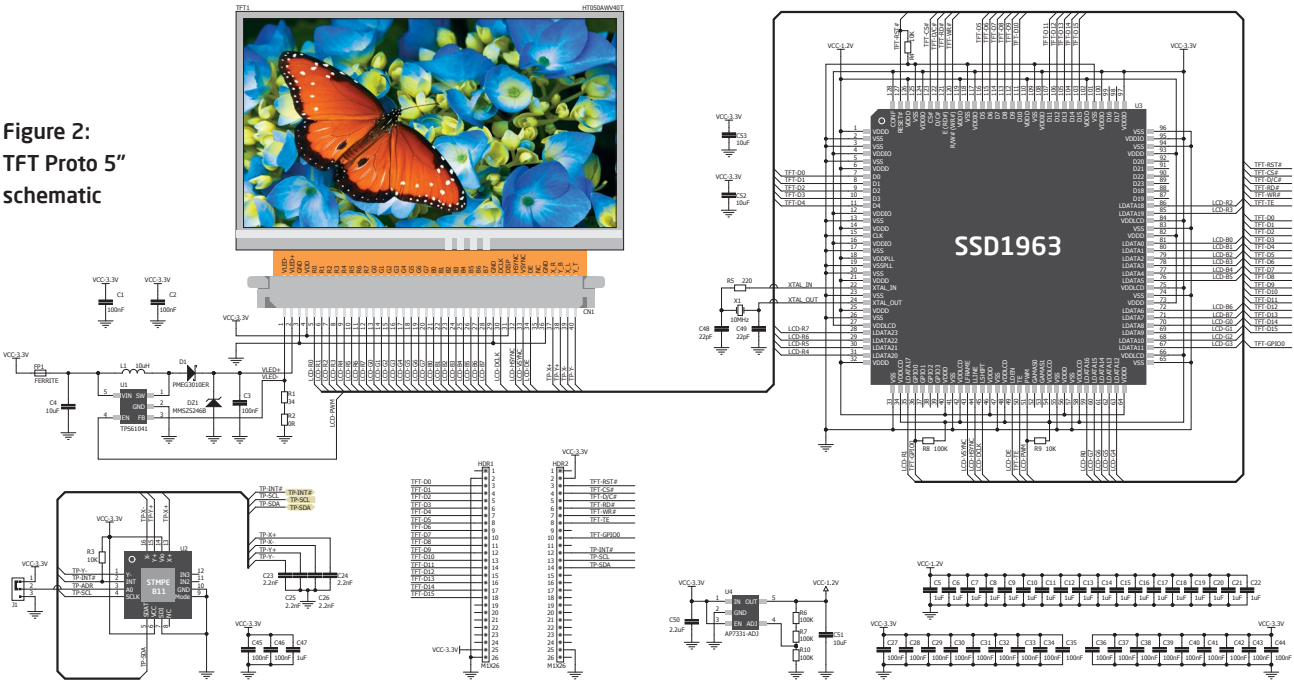
Introduction to TFT Proto 5"



Figure 1: TFT Proto 5" board

TFT Proto 5" enables you to easily add a touchscreen display to your design, whether it's a prototype or a final product. It carries a **800x480 px** HT050AWV40T TFT screen driven by a **SSD1963** graphic controller that has an interface for 8/9/16/24-bit MCUs. An **STMPE811** controller drives the 4-wire resistive touch-panel. The board is lined with two rows of 26 pins with **16 data and 7 control lines** for the graphic controller (including GPIO0 that accesses the deep-sleep mode), plus **I²C lines and an interrupt line for the touchscreen controller**. The board uses a 3.3V power supply only (with pins on each side of the board added for convenience). Mounting holes in each corner simplify integration.

Figure 2:
TFT Proto 5"
schematic



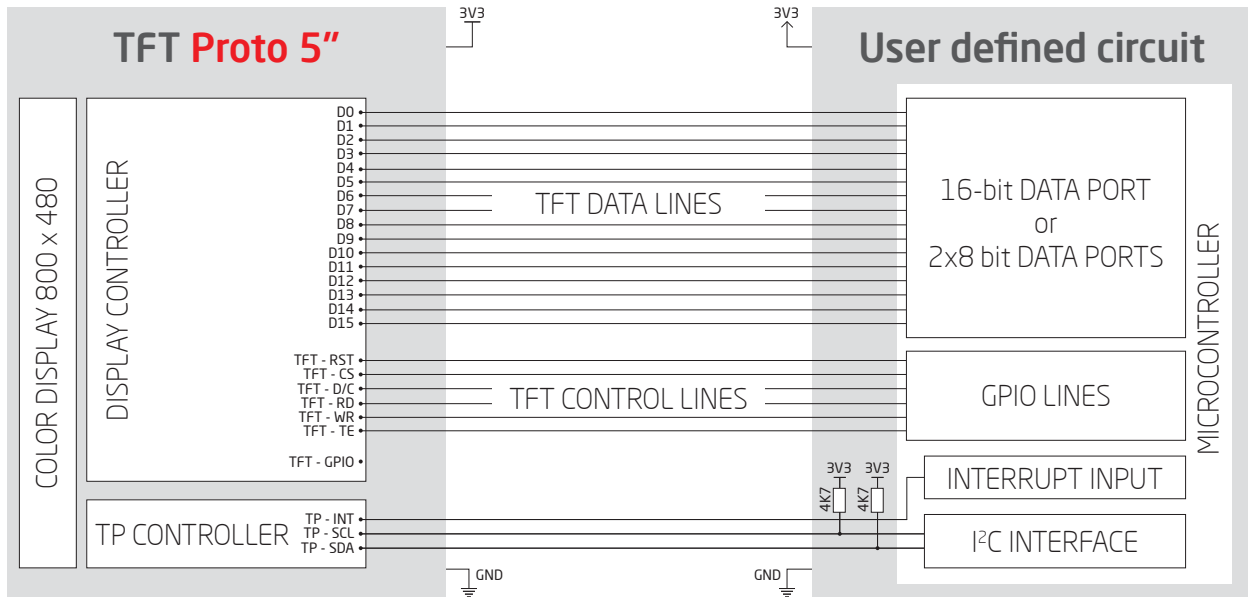



Figure 3: Typical application note

Figure 4: Board dimensions





If you want to learn more about our products, please visit our website at www.mikroe.com

If you are experiencing some problems with any of our products or just need additional information, please place your ticket at www.mikroe.com/support

If you have any questions, comments or business proposals, do not hesitate to contact us at office@mikroe.com

TFT PROTO 5" manual
ver. 1.01

