



Chipsmall Limited consists of a professional team with an average of over 10 year of expertise in the distribution of electronic components. Based in Hongkong, we have already established firm and mutual-benefit business relationships with customers from,Europe,America and south Asia,supplying obsolete and hard-to-find components to meet their specific needs.

With the principle of “Quality Parts,Customers Priority,Honest Operation,and Considerate Service”,our business mainly focus on the distribution of electronic components. Line cards we deal with include Microchip,ALPS,ROHM,Xilinx,Pulse,ON,Everlight and Freescale. Main products comprise IC,Modules,Potentiometer,IC Socket,Relay,Connector.Our parts cover such applications as commercial,industrial, and automotives areas.

We are looking forward to setting up business relationship with you and hope to provide you with the best service and solution. Let us make a better world for our industry!



## Contact us

Tel: +86-755-8981 8866 Fax: +86-755-8427 6832

Email & Skype: info@chipsmall.com Web: www.chipsmall.com

Address: A1208, Overseas Decoration Building, #122 Zhenhua RD., Futian, Shenzhen, China




## 4G LTE-E click (Europe)

PID: MIKROE-2527



**4G LTE-E click** carries the LARA-R211 multi-mode cellular module from u-blox. The board is designed to use 5V power supply. I/O voltage levels could be 3.3V or 5V. It communicates with the target microcontroller over UART interface, with additional functionality provided by the following pins on the mikroBUS™ line: AN, RST, CS, PWM, INT.



**Note:** The North America version of the 4G LTE click is also available.

## LARA-R211 overview

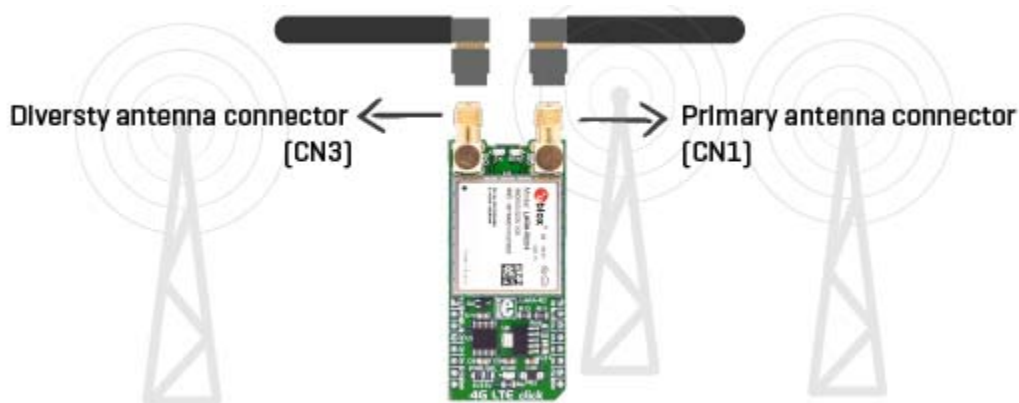
With a range of interface options and an integrated IP stack, the modules are designed to support a wide range of data-centric applications. The unique combination of performance and flexibility make these modules ideally suited for medium speed M2M applications, such as smart energy gateways, remote access video cameras, digital signage, telehealth, and telematics.

## 4G LTE-E click overview

The board has a rich set of components to simplify development: two SMA connectors, a MicroUSB port, as well as a SIM card slot.

The LARA-R211 module specifies data rates of up to 10.3 Mb/s for Download, and 5.2 Mb/s for Upload. The network protocol stack includes support for TCP, UDP, PPP, MMS, FTP, SMTP, SMTPS, HTTP, HTTPS, PING, and SSL. It covers following LTE bands: 3, 7, 20.

**Antenna interfaces** - The module has two RF pins with a characteristic impedance of 50  $\Omega$ . The primary antenna pin (ANT1) supports both Tx and Rx, providing the main antenna interface, while the secondary antenna pin (ANT2) supports Rx only for the LTE Rx **diversity configuration**.



A diversity antenna only covers the Rx frequencies, and its job is to acquire an independent sample of data. The application in which you are using the click board can then choose the receive signal it wants to use.

## Free u-blox software

**u-blox** offers **m-centre**, a free evaluation software for all their cellular modules. It is an easy to use graphical interface where you can configure the module and save the changes on EPROM. You can also view and edit SIM phonebook entries, send text messages, and communicate with the wireless module using AT commands.

## 4G LTE explained

Simply put 4G is the fourth generation of the cellular network standard. This fourth generation does not support traditional circuit-switched telephony service, but all IP based communication such as IP telephony.

If you are not familiar with cellular network standards and protocols and are not sure whether you need GSM or 3G or 4G, read our [learn.mikroe.com](http://learn.mikroe.com) article about 2G/3G/4G to get a better understanding.

**LTE** or Long Term Evolution, or 4G LTE as it is most commonly called has different categories defined. There are nine different ones so far. LARA-R211 module supports the **LTE Cat 1**.

### Key features

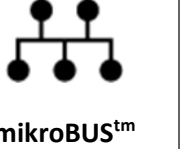
- LARA-R211 cellular module
  - Data rates of up to 10.3 Mb/s for Download
  - Data rates of up to 5.2 Mb/s for Upload
  - Covering the following LTE bands: 3, 7, 20
- SMA antenna connectors
- Micro USB connector
- Micro SIM card holder
- UART interface
- 5V power supply

### Specification

Product Type	4G LTE
Applications	medium speed M2M applications, such as smart energy gateways, remote access video cameras, digital signage, telehealth, and telematics, and more
On-board modules	LARA-R211 cellular module from u-blox
Key Features	Data rates of up to 10.3 Mb/s for Download, Data rates of up to 5.2 Mb/s for Upload, Covering the following LTE bands: 3, 7, 20, Micro SIM card socket, SMA antenna connectors, micro USB connector
Interface	UART
Power Supply	5V
Compatibility	mikroBUS
Click board size	L (57.15 x 25.4 mm)

## Pinout diagram

This table shows how the pinout on **4G LTE-E click** corresponds to the pinout on the mikroBUS™ socket (the latter shown in the two middle columns).

Notes	Pin	 mikroBUS™				Pin	Notes
Module status	<b>STA</b>	1	AN	PWM	16	<b>RI</b>	Ring indicator
Power up module	<b>PWK</b>	2	RST	INT	15	<b>CTS</b>	UART Clear to send
UART Ready to send	<b>RTS</b>	3	CS	TX	14	<b>TXD</b>	UART Transmit data
Not connected	NC	4	SCK	RX	13	<b>RXD</b>	UART Receive data
Not connected	NC	5	MISO	SCL	12	NC	Not connected
Not connected	NC	6	MOSI	SDA	11	NC	Not connected
Power supply	<b>+3.3V</b>	7	3.3V	5V	10	<b>+5V</b>	Power supply
Ground	<b>GND</b>	8	GND	GND	9	<b>GND</b>	Ground

## Jumpers and settings

Designator	Name	Default Position	Default Option	Description
JP1	I/O SEL.	Left	3V3	Power Supply Voltage Selection 3V3/5V, left position 3v3, right position 5v

## Buttons and LEDs

Designator	Name	Type (LED, BUTTON...)	Description
LD1	NET	LED	Network status LED.
LD2	STAT.	LED	Module Power On status.

## Programming

Code examples for 4G LTE-E click, written for MikroElektronika hardware and compilers are available on Libstock.

### *Code snippet*

The following code snippet shows the SMS composing function. The SMS\_RECEIVER is a phone number which will receive the SMS.

```
01 void C4G_replyToCaller()
02 {
03     char tmp[ 30 ];
04     char cmdContent[ 30 ];
05     char replyContent[ 256 ];
06     strcpy( cmdContent, "AT+CMGS=" );
07     strcat( cmdContent, SMS_RECEIVER );
08     strcpy( replyContent, "4G LTE by MikroE rocks!" );
09     AT_cmdDouble( cmdContent, replyContent );
10 }
```