



Chipsmall Limited consists of a professional team with an average of over 10 year of expertise in the distribution of electronic components. Based in Hongkong, we have already established firm and mutual-benefit business relationships with customers from,Europe,America and south Asia,supplying obsolete and hard-to-find components to meet their specific needs.

With the principle of “Quality Parts,Customers Priority,Honest Operation,and Considerate Service”,our business mainly focus on the distribution of electronic components. Line cards we deal with include Microchip,ALPS,ROHM,Xilinx,Pulse,ON,Everlight and Freescale. Main products comprise IC,Modules,Potentiometer,IC Socket,Relay,Connector.Our parts cover such applications as commercial,industrial, and automotives areas.

We are looking forward to setting up business relationship with you and hope to provide you with the best service and solution. Let us make a better world for our industry!



Contact us

Tel: +86-755-8981 8866 Fax: +86-755-8427 6832

Email & Skype: info@chipsmall.com Web: www.chipsmall.com

Address: A1208, Overseas Decoration Building, #122 Zhenhua RD., Futian, Shenzhen, China



IrDA to PC™

Manual

All Mikroelektronika's development systems feature a large number of peripheral modules expanding microcontroller's range of application and making the process of program testing easier. In addition to these modules, it is also possible to use numerous additional modules linked to the development system through the I/O port connectors. Some of these additional modules can operate as stand-alone devices without being connected to the microcontroller.

Additional Board

 **MikroElektronika**

SOFTWARE AND HARDWARE SOLUTIONS FOR EMBEDDED WORLD ...making it simple

IrDA to PC Additional Board

The *IrDA to PC* additional board is used for wireless communication carried out via infrared waves. This board includes an infrared transceiver modul TFDU4101 used for serial communication with devices transferring data via infrared waves such as printers, fax machines, notebooks, industrial devices, etc. The MCP2120 circuit provided on the board is used to convert data received from the transceiver module and send it to the microcontroller for further processing. The *IrDA to PC* board communicates with a microcontroller via serial communication UART.




Figure 1: IrDA to PC Additional Board

The *IrDA to PC* additional board is connected to a PC via the RS232 connector. In addition, this board can also be connected to other devices provided with the RS232 connector and UART module. The *IrDA to PC* board requires the power supply voltage in a range between 8V and 16V for its operation. This voltage is provided via an AC/DC connector. For the *IrDA to PC* board to transmit and receive data to and from a PC, it is necessary to have the UART terminal installed on the PC you use for your work. All Mikroelektronika's compilers include this terminal.

The TFDU4101 infrared transceiver module can send and receive data in the scope of over 1m at a rate of up to 115.2kbit/s. The baud rate depends on the MCP2120 circuit and position of jumpers B2, B1 and B0. Refer to the table on the right.

Labels used in the table have the following meaning:

- E - Jumper is placed (Enable)
- D - Jumper is removed (Disable)

Baud rate selection			
Jumper position			Baud rate
B2	B1	B0	
E	E	E	14.4 kbit/s
E	E	D	28.8 kbit/s
E	D	E	57.6 kbit/s
E	D	D	86.4 kbit/s
D	E	E	172.8 kbit/s




Figure 2: IrDA to PC board connected to a development system

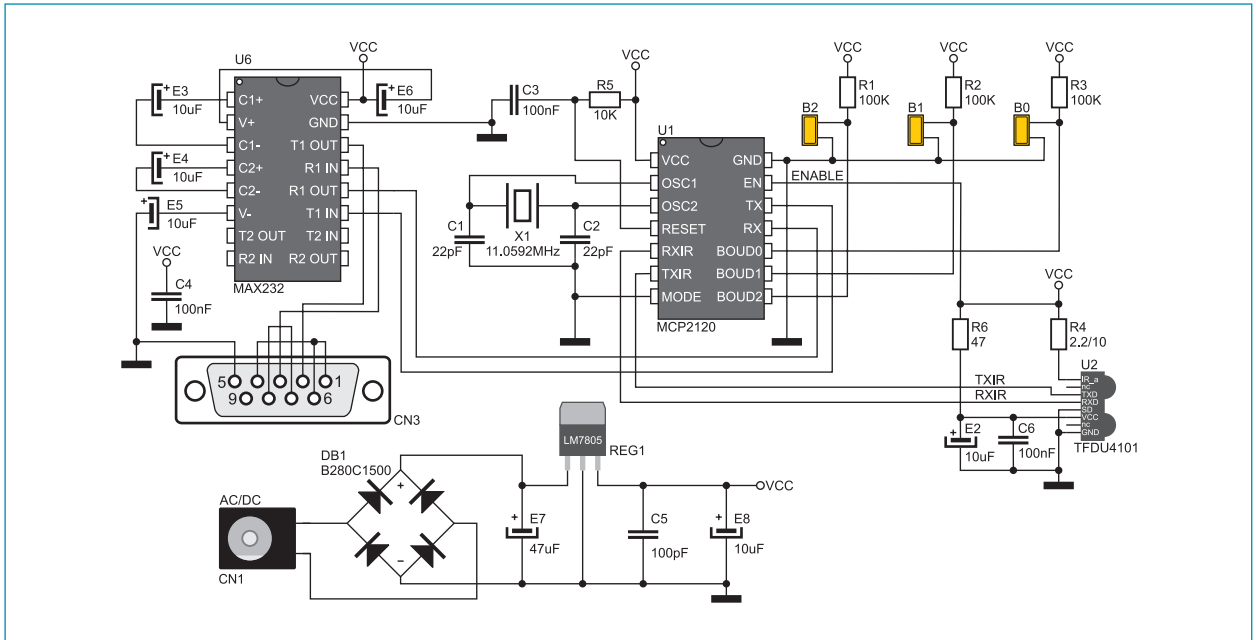


Figure 3: IrDA to PC additional board connection schematic

If you want to learn more about our products, please visit our website at www.mikroe.com

If you are experiencing some problems with any of our products or just need additional information, please place your ticket at www.mikroe.com/en/support

If you have any questions, comments or business proposals, do not hesitate to contact us at office@mikroe.com