



Chipsmall Limited consists of a professional team with an average of over 10 year of expertise in the distribution of electronic components. Based in Hongkong, we have already established firm and mutual-benefit business relationships with customers from,Europe,America and south Asia,supplying obsolete and hard-to-find components to meet their specific needs.

With the principle of “Quality Parts,Customers Priority,Honest Operation,and Considerate Service”,our business mainly focus on the distribution of electronic components. Line cards we deal with include Microchip,ALPS,ROHM,Xilinx,Pulse,ON,Everlight and Freescale. Main products comprise IC,Modules,Potentiometer,IC Socket,Relay,Connector.Our parts cover such applications as commercial,industrial, and automotives areas.

We are looking forward to setting up business relationship with you and hope to provide you with the best service and solution. Let us make a better world for our industry!



Contact us

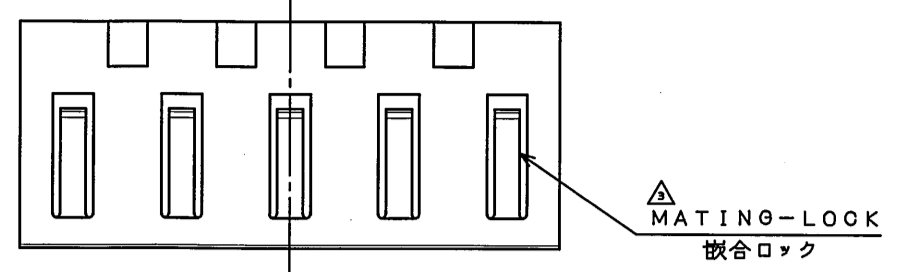
Tel: +86-755-8981 8866 Fax: +86-755-8427 6832

Email & Skype: info@chipsmall.com Web: www.chipsmall.com

Address: A1208, Overseas Decoration Building, #122 Zhenhua RD., Futian, Shenzhen, China



版数 REV.	年月日 DATE	DCN NO.	変更内容 DESCRIPTION	製図 DR.	担当 CHK.	査閲 APPD.	承認 APPD.
2	27.Jun.2008	066085	CHANGED FIG.3 ETC		Y.ITOU		Y.MIZUSAWA
3	19.May.2009	066789	CHANGED FORM ETC.		Y.ITOU		Y.MIZUSAWA
4	24.Jun.2009	068124	CHANGED NOTES ETC.		Y.ITOU		Y.MIZUSAWA
5	29.Oct.2009	068879	DELETE UL NOTATION.		Y.ITOU		Y.MIZUSAWA



MJ06-120S

PRODUCT STYLE 製品形態
 F: SOCKET-CONTACT F: ソケットコンタクト
 M: PIN-CONTACT M: ピンコンタクト
 S: SHROUD S: シェラウト
 C: HARNESS-CLIP C: ハーネスクリップ

NUMBER OF CONTACTS 芯数

SERIES シリーズ名

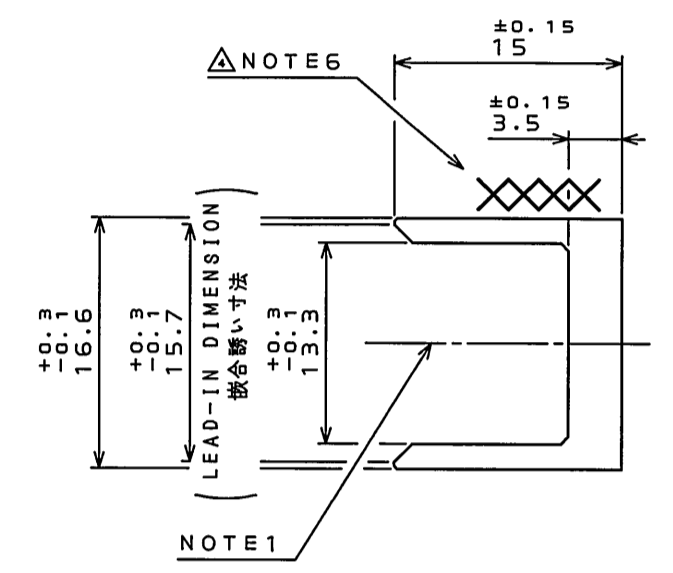
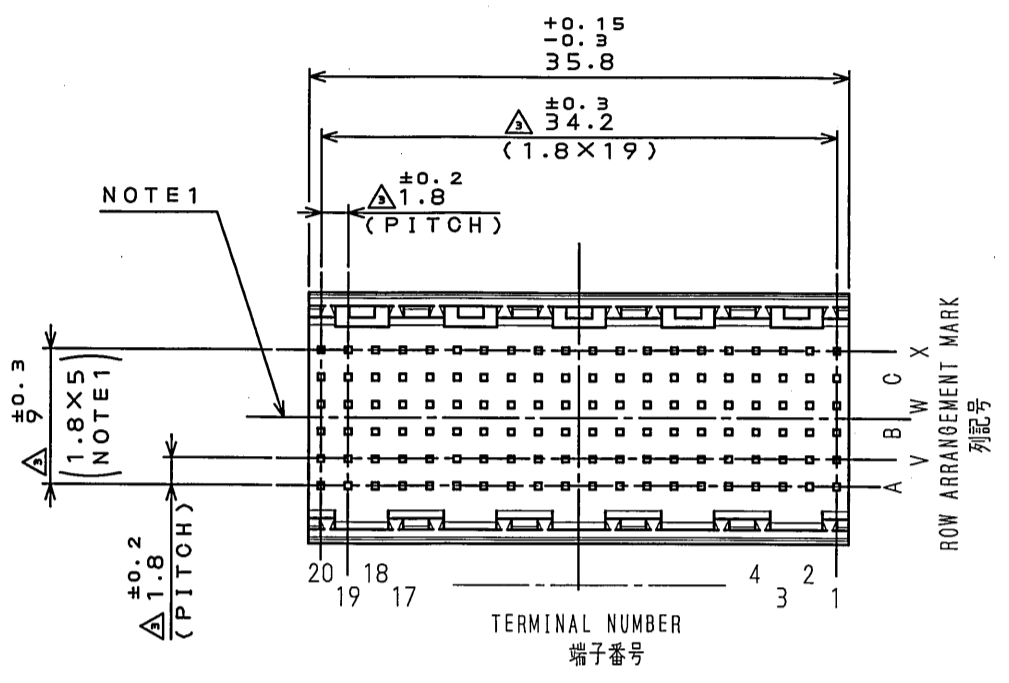
DESIGNATION
命名法

NOTE1. THIS LINE IS A CENTERLINE OF TOTAL-PITCH: 9 (1.8X5).
 2. TABLE1 SHOWS P.C.B. THROUGH-HOLE SIZE.
 △3. : CONNECTOR MOUNTING AREA (FIG.2 REF.).
 △4. FIG.1 SHOWS THE CASE OF MJ06-0120-R (SJ108977).
 5. COMPANY LOGO "JAE" AND PRODUCTION LOT NUMBER AS INDICATED.

(LOT NUMBER DISPLAY EXAMPLE)
ロット番号表示例

JAE J8526

DAY(01~31)
生産日表示
 MONTH (RESPECTIVELY OCT:0, NOV:X, DEC:Y)
月表示 (10月:0, 11月:X, 12月:Y)
 YEAR (LAST DIGIT ONLY)
年表示 (西暦末尾)
 PRODUCT CODE
製造コード
 COMPANY LOGO
社標



△6. : THE MATING-LOCK SIDE

注1. 寸法9 (1.8X5) の中心線を示す。
 2. スルーホール仕様をTABLE1に示す。
 △3. はコネクタ実装領域を示す (FIG.2 参照)。
 △4. FIG.1は、MJ06-0120-R (SJ108977) の場合を示す。
 5. 図示の位置に社標、ロット番号を表示する。
 △6. は、嵌合ロック側を示す。

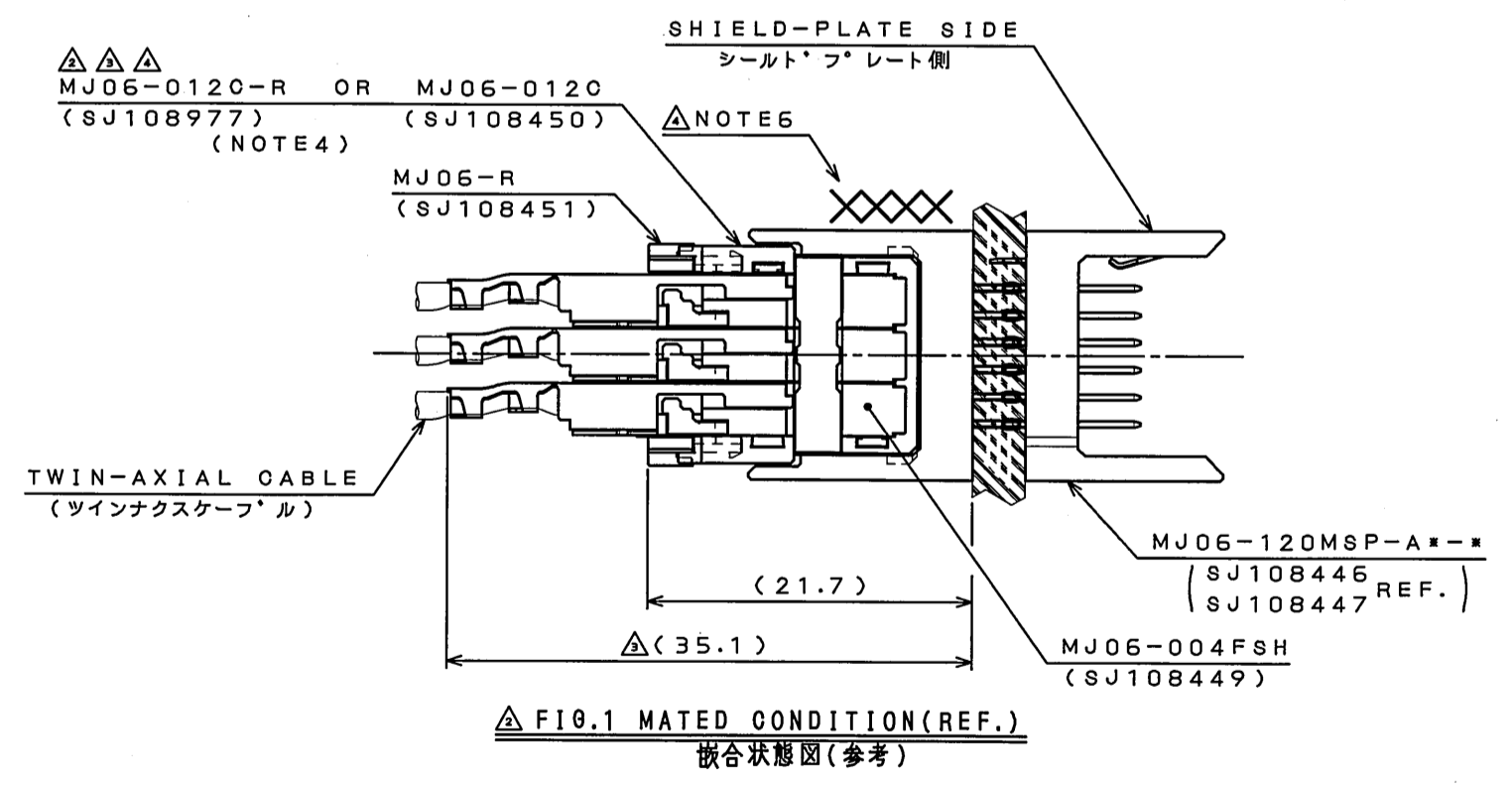
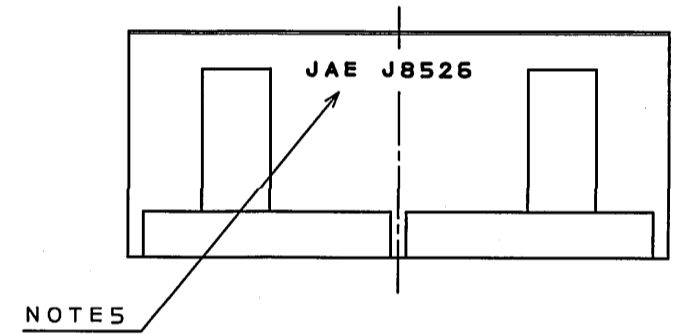


TABLE1 P.C.B. THROUGH-HOLE SIZE (REF.)
基板スルーホール寸法 (参考)

FINISHED HOLE DIAMETER (GOLD OVER COPPER PLATING) 仕上り径 (銅上Auフラッシュめっき)	±0.05 φ0.6 [mm]
STARTED DRILL DIAMETER トリル下穴径	±0.025 φ0.7 [mm]
COPPER PLATING THICKNESS 銅めっき厚	20 [μm] MIN.
P.C.B MATERIAL 基板材料	GLASS FILLED EPOXY ガラス布入りエポキシ積層板

1	INSULATOR	1	GLASS FILLED PBT	COLOR: WHITE
符号 NO.	名称 DESCRIPTION	個数 QTY.	材料 MATERIAL	備考 REMARKS
	JACS-10524	第1版 (ORIGINAL DATE) 26.May.2008	度 (SCALE) 2:1	仕上 FINISH MJ06
公差 (GENERAL TOLERANCE)	寸法 (DIMENSION)	製図 DR.	担当 CHK.	名称 (TITLE) MJ06-120S
. ±0.8	X° ±	Y.ITOU		SHROUD
.X ±0.4	X°X' ±			
.XX ±0.1	X°X'X'' ±	承認 APPD.	承認 APPD.	質量 (MASS) 4.2 [g]
		Y.MIZUSAWA		
				図面番号 (DRAWING NO.) SJ108448
				版数 (REV.) 5

