



Chipsmall Limited consists of a professional team with an average of over 10 year of expertise in the distribution of electronic components. Based in Hongkong, we have already established firm and mutual-benefit business relationships with customers from,Europe,America and south Asia,supplying obsolete and hard-to-find components to meet their specific needs.

With the principle of "Quality Parts,Customers Priority,Honest Operation,and Considerate Service",our business mainly focus on the distribution of electronic components. Line cards we deal with include Microchip,ALPS,ROHM,Xilinx,Pulse,ON,Everlight and Freescale. Main products comprise IC,Modules,Potentiometer,IC Socket,Relay,Connector.Our parts cover such applications as commercial,industrial, and automotives areas.

We are looking forward to setting up business relationship with you and hope to provide you with the best service and solution. Let us make a better world for our industry!



Contact us

Tel: +86-755-8981 8866 Fax: +86-755-8427 6832

Email & Skype: info@chipsmall.com Web: www.chipsmall.com

Address: A1208, Overseas Decoration Building, #122 Zhenhua RD., Futian, Shenzhen, China



MJW0281A (NPN) MJW0302A (PNP)

Preferred Devices

Complementary NPN-PNP Power Bipolar Transistors

These complementary devices are lower power versions of the popular MJW3281A and MJW1302A audio output transistors. With superior gain linearity and safe operating area performance, these transistors are ideal for high fidelity audio amplifier output stages and other linear applications.

Features

- Exceptional Safe Operating Area
- NPN/PNP Gain Matching within 10% from 50 mA to 5 A
- Excellent Gain Linearity
- High BVCEO
- High Frequency

Benefits

- Reliable Performance at Higher Powers
- Symmetrical Characteristics in Complementary Configurations
- Accurate Reproduction of Input Signal
- Greater Dynamic Range
- High Amplifier Bandwidth

Applications

- High-End Consumer Audio Products
 - ◆Home Amplifiers
 - ◆Home Receivers
- Professional Audio Amplifiers
 - ◆Theater and Stadium Sound Systems
 - ◆Public Address Systems (PAs)

MAXIMUM RATINGS

Rating	Symbol	Value	Unit
Collector-Emitter Voltage	V_{CEO}	260	Vdc
Collector-Base Voltage	V_{CBO}	260	Vdc
Emitter-Base Voltage	V_{EBO}	5.0	Vdc
Collector-Emitter Voltage – 1.5 V	V_{CEX}	260	Vdc
Collector Current – Continuous – Peak (Note 1)	I_C	15 30	Adc
Base Current – Continuous	I_B	1.5	Adc
Total Power Dissipation @ $T_C = 25^\circ\text{C}$	P_D	150	Watts
Operating and Storage Junction Temperature Range	T_J, T_{stg}	- 65 to +150	$^\circ\text{C}$

Maximum ratings are those values beyond which device damage can occur. Maximum ratings applied to the device are individual stress limit values (not normal operating conditions) and are not valid simultaneously. If these limits are exceeded, device functional operation is not implied, damage may occur and reliability may be affected.

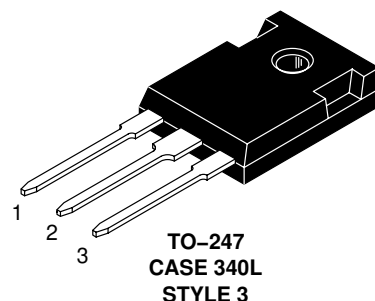
1. Pulse Test: Pulse Width = 5.0 ms, Duty Cycle < 10%.



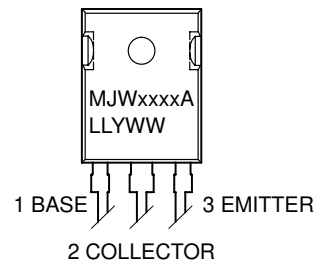
ON Semiconductor®

<http://onsemi.com>

**15 AMPERES
COMPLEMENTARY
SILICON POWER
TRANSISTORS
260 VOLTS
150 WATTS**



MARKING DIAGRAM



MJWxxxxA = Device Code
xxxx = 0281 OR 0302
LL = Location Code
Y = Year
WW = Work Week

ORDERING INFORMATION

Device	Package	Shipping
MJW0281A	TO-247	30 Units/Rail
MJW0302A	TO-247	30 Units/Rail

Preferred devices are recommended choices for future use and best overall value.

MJW0281A (NPN) MJW0302A (PNP)

THERMAL CHARACTERISTICS

Characteristic	Symbol	Value	Unit
Thermal Resistance, Junction-to-Case	$R_{\theta JC}$	0.83	$^{\circ}C/W$

ELECTRICAL CHARACTERISTICS ($T_C = 25^{\circ}C$ unless otherwise noted)

Characteristic	Symbol	Min	Max	Unit
----------------	--------	-----	-----	------

OFF CHARACTERISTICS

Collector-Emitter Sustaining Voltage ($I_C = 30\text{ mA}$, $I_B = 0$)	$V_{CEO(sus)}$	260	–	V
Collector Cutoff Current ($V_{CB} = 260\text{ V}$, $I_E = 0$)	I_{CBO}	–	10	μA
Emitter Cutoff Current ($V_{EB} = 5.0\text{ V}$, $I_C = 0$)	I_{EBO}	–	5.0	μA

ON CHARACTERISTICS

DC Current Gain ($I_C = 0.5\text{ A}$, $V_{CE} = 5.0\text{ V}$) ($I_C = 1.0\text{ A}$, $V_{CE} = 5.0\text{ V}$) ($I_C = 3.0\text{ A}$, $V_{CE} = 5.0\text{ V}$)	h_{FE}	75 75 75	150 150 150	–
Collector-Emitter Saturation Voltage ($I_C = 5.0\text{ A}$, $I_B = 0.5\text{ A}$)	$V_{CE(sat)}$	–	1.0	V
Base-Emitter On Voltage ($I_C = 5.0\text{ A}$, $V_{CE} = 5.0\text{ V}$)	$V_{BE(on)}$	–	1.2	V

DYNAMIC CHARACTERISTICS

Current-Gain – Bandwidth Product ($I_C = 1.0\text{ A}$, $V_{CE} = 5.0\text{ V}$, $f_{test} = 1.0\text{ MHz}$)	f_T	30	–	MHz
Output Capacitance ($V_{CB} = 10\text{ V}$, $I_E = 0$, $f_{test} = 1.0\text{ MHz}$)	C_{ob}	–	400	pF

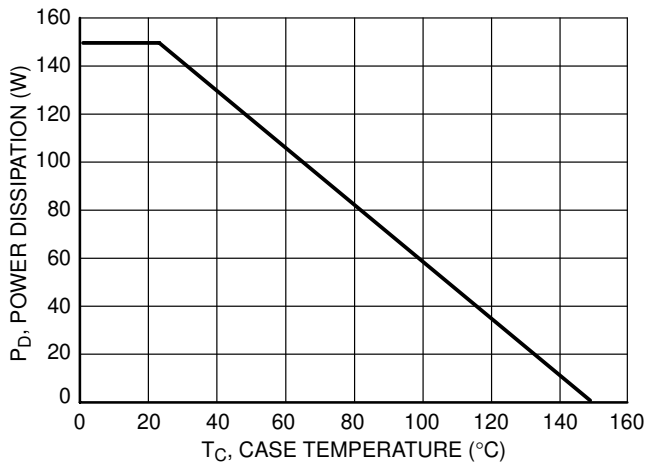


Figure 1. Power Derating

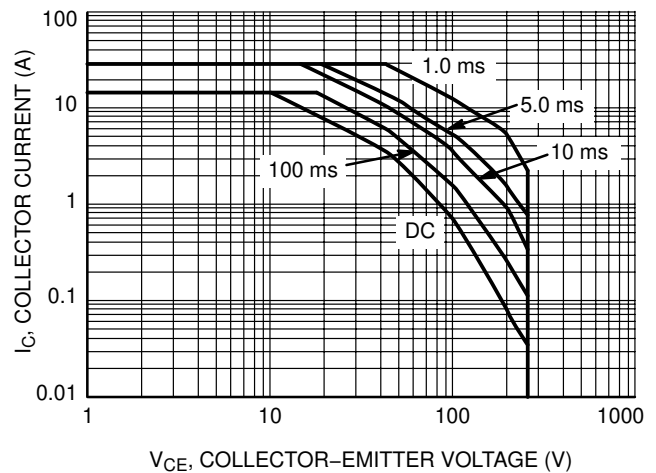


Figure 2. Safe Operating Area

MJW0281A (NPN) MJW0302A (PNP)

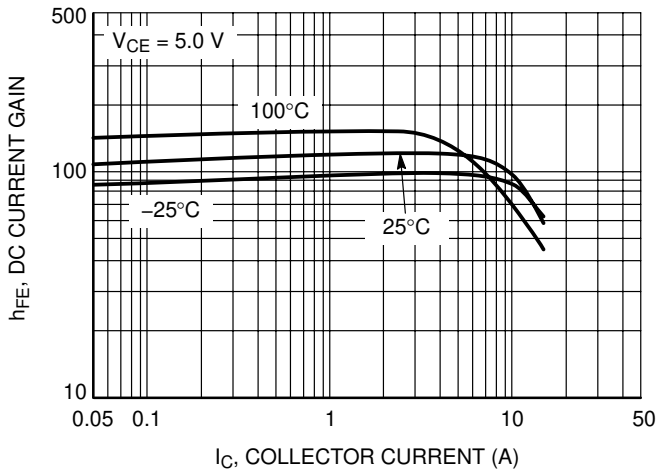


Figure 3. MJW0281A DC Current Gain

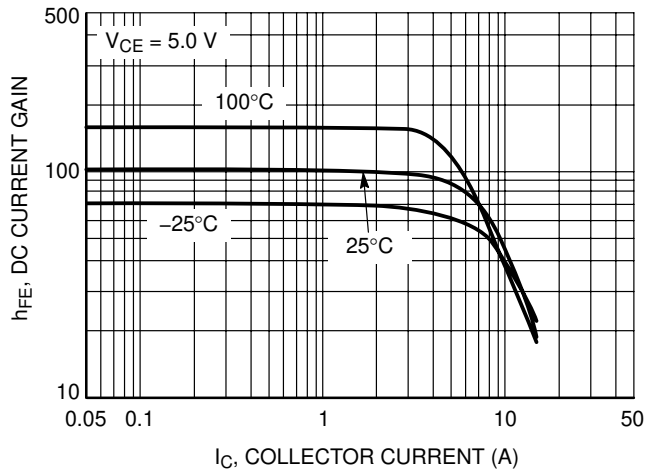


Figure 4. MJW0302A DC Current Gain

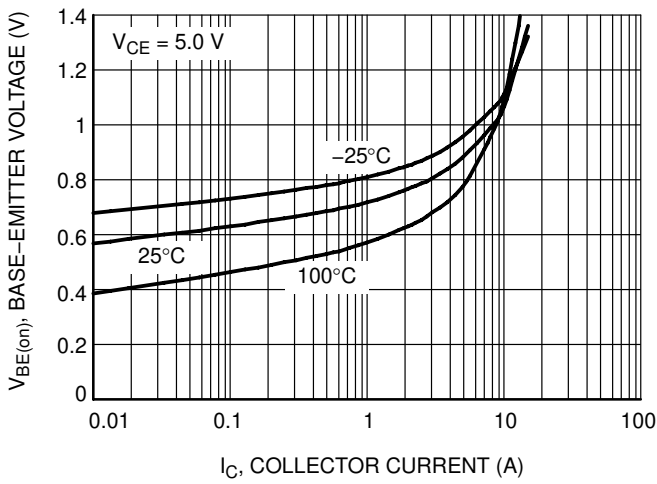


Figure 5. MJW0281A Base-Emitter Voltage

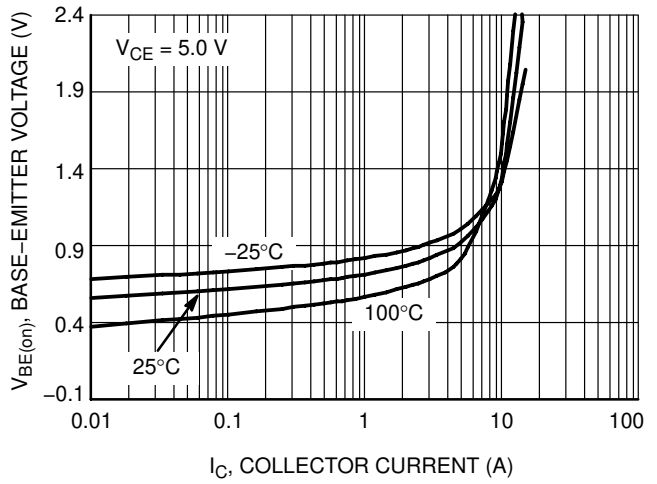


Figure 6. MJW0302A Base-Emitter Voltage

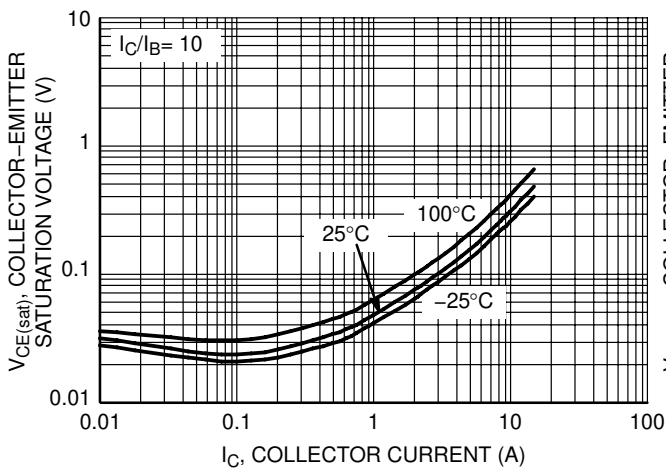


Figure 7. MJW0281A Saturation Voltage

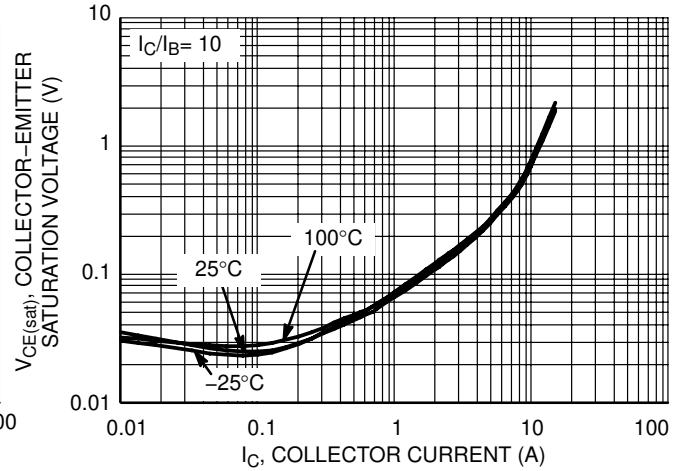


Figure 8. MJW0302A Saturation Voltage

MJW0281A (NPN) MJW0302A (PNP)

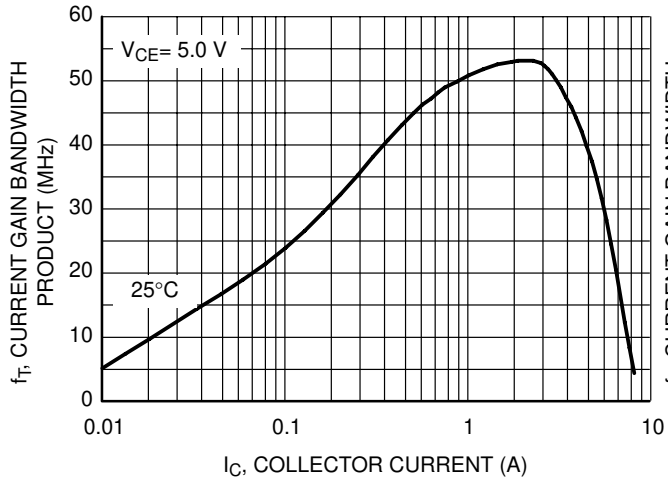


Figure 9. MJW0281A Current Gain Bandwidth Product

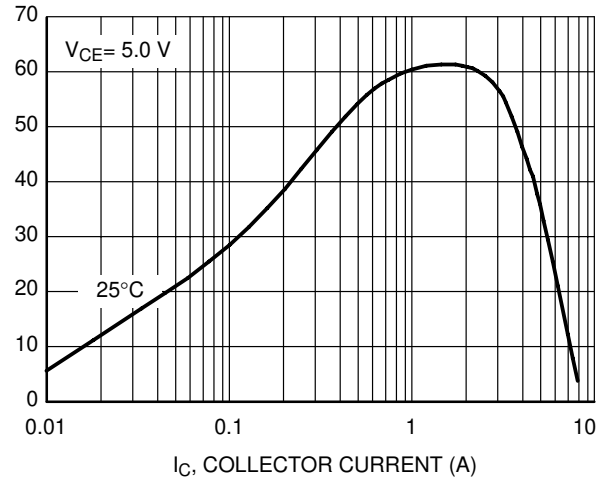
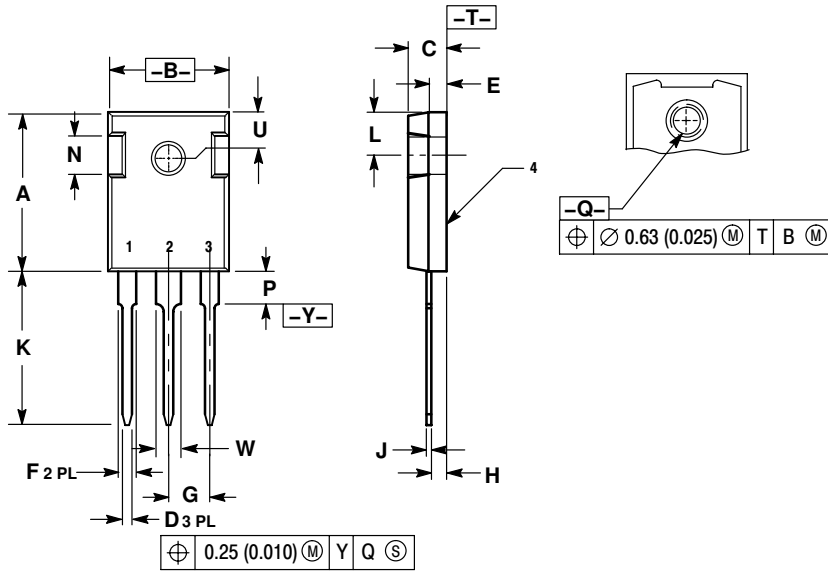


Figure 10. MJW0302A Current Gain Bandwidth Product

MJW0281A (NPN) MJW0302A (PNP)

PACKAGE DIMENSIONS

TO-247
CASE 340L-02
ISSUE D



NOTES:


1. DIMENSIONING AND TOLERANCING PER ANSI Y14.5M, 1982.
2. CONTROLLING DIMENSION: MILLIMETER.

DIM	MILLIMETERS		INCHES	
	MIN	MAX	MIN	MAX
A	20.32	21.08	0.800	0.830
B	15.75	16.26	0.620	0.640
C	4.70	5.30	0.185	0.209
D	1.00	1.40	0.040	0.055
E	2.20	2.60	0.087	0.102
F	1.65	2.13	0.065	0.084
G	5.45 BSC		0.215 BSC	
H	1.50	2.49	0.059	0.098
J	0.40	0.80	0.016	0.031
K	20.06	20.83	0.790	0.820
L	5.40	6.20	0.212	0.244
N	4.32	5.49	0.170	0.216
P	---	4.50	---	0.177
Q	3.55	3.65	0.140	0.144
U	6.15 BSC		0.242 BSC	
W	2.87	3.12	0.113	0.123

- STYLE 3:
PIN 1. BASE
2. COLLECTOR
3. EMITTER
4. COLLECTOR

MJW0281A (NPN) MJW0302A (PNP)

PowerBase is a trademark of Semiconductor Components Industries, LLC (SCILLC)

ON Semiconductor and  are registered trademarks of Semiconductor Components Industries, LLC (SCILLC). SCILLC reserves the right to make changes without further notice to any products herein. SCILLC makes no warranty, representation or guarantee regarding the suitability of its products for any particular purpose, nor does SCILLC assume any liability arising out of the application or use of any product or circuit, and specifically disclaims any and all liability, including without limitation special, consequential or incidental damages. "Typical" parameters which may be provided in SCILLC data sheets and/or specifications can and do vary in different applications and actual performance may vary over time. All operating parameters, including "Typicals" must be validated for each customer application by customer's technical experts. SCILLC does not convey any license under its patent rights nor the rights of others. SCILLC products are not designed, intended, or authorized for use as components in systems intended for surgical implant into the body, or other applications intended to support or sustain life, or for any other application in which the failure of the SCILLC product could create a situation where personal injury or death may occur. Should Buyer purchase or use SCILLC products for any such unintended or unauthorized application, Buyer shall indemnify and hold SCILLC and its officers, employees, subsidiaries, affiliates, and distributors harmless against all claims, costs, damages, and expenses, and reasonable attorney fees arising out of, directly or indirectly, any claim of personal injury or death associated with such unintended or unauthorized use, even if such claim alleges that SCILLC was negligent regarding the design or manufacture of the part. SCILLC is an Equal Opportunity/Affirmative Action Employer. This literature is subject to all applicable copyright laws and is not for resale in any manner.

PUBLICATION ORDERING INFORMATION

LITERATURE FULFILLMENT:

Literature Distribution Center for ON Semiconductor
P.O. Box 61312, Phoenix, Arizona 85082-1312 USA
Phone: 480-829-7710 or 800-344-3860 Toll Free USA/Canada
Fax: 480-829-7709 or 800-344-3867 Toll Free USA/Canada
Email: orderlit@onsemi.com

N. American Technical Support: 800-282-9855 Toll Free
USA/Canada

Japan: ON Semiconductor, Japan Customer Focus Center
2-9-1 Kamimeguro, Meguro-ku, Tokyo, Japan 153-0051
Phone: 81-3-5773-3850

ON Semiconductor Website: <http://onsemi.com>

Order Literature: <http://www.onsemi.com/litorder>

For additional information, please contact your
local Sales Representative.

MJW0281A/D