



Chipsmall Limited consists of a professional team with an average of over 10 year of expertise in the distribution of electronic components. Based in Hongkong, we have already established firm and mutual-benefit business relationships with customers from,Europe,America and south Asia,supplying obsolete and hard-to-find components to meet their specific needs.

With the principle of “Quality Parts,Customers Priority,Honest Operation,and Considerate Service”,our business mainly focus on the distribution of electronic components. Line cards we deal with include Microchip,ALPS,ROHM,Xilinx,Pulse,ON,Everlight and Freescale. Main products comprise IC,Modules,Potentiometer,IC Socket,Relay,Connector.Our parts cover such applications as commercial,industrial, and automotives areas.

We are looking forward to setting up business relationship with you and hope to provide you with the best service and solution. Let us make a better world for our industry!



Contact us

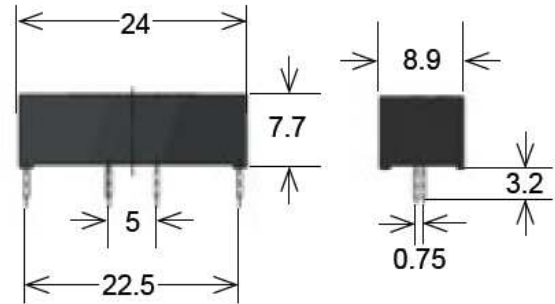
Tel: +86-755-8981 8866 Fax: +86-755-8427 6832

Email & Skype: info@chipsmall.com Web: www.chipsmall.com

Address: A1208, Overseas Decoration Building, #122 Zhenhua RD., Futian, Shenzhen, China



MK02/6 Series Reed Sensors



- Features: Ferrous Metal Detection, Front or Above Operation, THT
- Applications: Door & Window Control, Fire Protection Doors, Safety & Interlock Sensing & Others
- Markets: Industrial, Security & Others

Part Description: **MK 02/6-0**

Operation Series	Contact QTY
6	01




Customer Options	Switch Model	Unit
Contact Data	80	
Rated Power (max.) Any DC combination of V&A not to exceed their individual max.'s	10	W
Switching Voltage (max.) DC or peak AC	170	V
Switching Current (max.) DC or peak AC	0.5	A
Carry Current (max.) DC or peak AC	0.5	A
Contact Resistance (max.) @ 0.5V & 50mA	200	mOhm
Breakdown Voltage (min.) According to EN60255-5	0.21	kVDC
Operating Time (max.) Incl. Bounce; Measured with w/ Nominal Voltage	0.6	ms
Release Time (max.) Measured with no Coil Excitation	0.05	ms
Insulation Resistance (typ.) Rh<45%, 100V Test Voltage	10 ⁹	GOhm
Capacitance (typ.) @ 10kHz across open Switch	0.4	pF

Series Datasheet – MK02/6 Reed Sensors

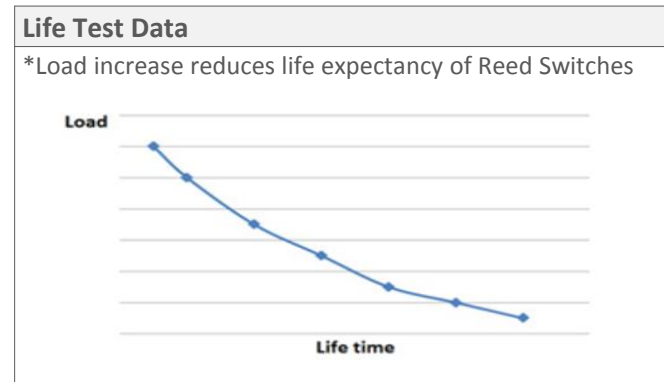
www.standexmeder.com

Housing and Cable Specifications	
Housing Material	PBT Glass Fibre Reinforced
Case Color	Black
Sealing Compound	Polyurethan

Environmental Data		Unit
Shock Resistance (max.) 1/2 sine wave duration 11ms	50	g
Vibration Resistance (max.)	20	g
Operating Temperature	-20 to 80	°C
Storage Temperature	-20 to 80	°C

Glossary Contact Form		
Form A	NO = Normally Open Contacts SPST = Single Pole Single Throw	
Form B	NC = Normally Closed Contacts SPST = Single Pole Single Throw	
Form C	Changeover SPDT = Single Pole Double Throw	

Handling & Assembly Instructions	
➤	Use proper lead clamping/heat sinking techniques to prevent mechanical and/or heat stress during soldering & welding
➤	Mechanical shock as the result of dropping the reed sensor may cause immediate or post-installation failure
➤	Only a simple piece of iron is required to activate switching position



Operation Series – PCB Through Hole Mount

For best operation it is recommended that you DO NOT mount these sensors on any ferromagnetic material OR use any ferromagnetic screws.

