



Chipsmall Limited consists of a professional team with an average of over 10 year of expertise in the distribution of electronic components. Based in Hongkong, we have already established firm and mutual-benefit business relationships with customers from,Europe,America and south Asia,supplying obsolete and hard-to-find components to meet their specific needs.

With the principle of “Quality Parts,Customers Priority,Honest Operation,and Considerate Service”,our business mainly focus on the distribution of electronic components. Line cards we deal with include Microchip,ALPS,ROHM,Xilinx,Pulse,ON,Everlight and Freescale. Main products comprise IC,Modules,Potentiometer,IC Socket,Relay,Connector.Our parts cover such applications as commercial,industrial, and automotives areas.

We are looking forward to setting up business relationship with you and hope to provide you with the best service and solution. Let us make a better world for our industry!



Contact us

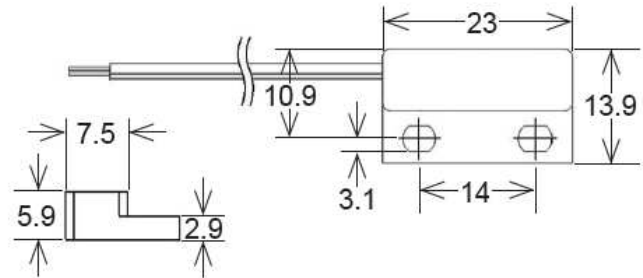
Tel: +86-755-8981 8866 Fax: +86-755-8427 6832

Email & Skype: info@chipsmall.com Web: www.chipsmall.com

Address: A1208, Overseas Decoration Building, #122 Zhenhua RD., Futian, Shenzhen, China

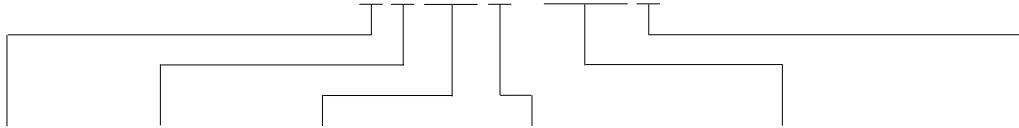


MK04 Series Reed Sensors



- Features: Standard Screw Fastening Reed Sensor with Cable Termination, Five Operation Sensitivities
- Applications: Door & Window Contacts, Pneumatic or Hydraulic Actuator Position Indication & Others
- Markets: Appliance, Industrial, Security & Others

Part Description: **MK 04-0X00X-000X**



Contact QTY	Contact Form	Switch Model	Magnetic Sensitivity	Cable Length (mm)	Termination
01	A, B, C	66, 75, 90	B, C, D, E, F, G	200, 300, 500, 1,000, 1,500, 2,000, 3,000, 5,000	w

Customer Options	Switch Model			Unit
	66	75	90	
Contact Data				
Rated Power (max.) Any DC combination of V&A not to exceed their individual max.'s	10	10	10	W
Switching Voltage (max.) DC or peak AC	200	500	175	V
Switching Current (max.) DC or peak AC	0.5	0.5	0.5	A
Carry Current (max.) DC or peak AC	1.0	1.0	1.0	A
Contact Resistance (max.) @ 0.5V & 50mA	150	200	150	mOhm
Breakdown Voltage (min.) According to EN60255-5	0.25	1.5	0.2	kVDC
Operating Time (max.) Incl. Bounce; Measured with w/ Nominal Voltage	0.7	0.5	0.7	ms
Release Time (max.) Measured with no Coil Excitation	0.05	0.1	1.5	ms
Insulation Resistance (typ.) Rh<45%, 100V Test Voltage	10 ¹⁰	10 ¹⁰	10 ⁹	GOhm
Capacitance (typ.) @ 10kHz across open Switch	0.3	0.4	1.5	pF

Series Datasheet – MK04 Reed Sensors

www.standexmeder.com

Housing and Cable Specifications	
Housing Material	PBT Glass Fibre Reinforced
Case Color	White
Sealing Compound	Polyurethan
Cable Typ	Flat Cable
Cable Material	PVC
Cross Section (mm ²)	2 x 0.14 / 3x0,14


Environmental Data		Unit
Shock Resistance (max.) 1/2 sine wave duration 11ms	50	g
Vibration Resistance (max.)	20	g
Operating Temperature Cable not moved	-05 to 70	°C
Operating Temperature Cable moved	-30 to 70	°C
Storage Temperature	-30 to 70	°C

Glossary Contact Form		
Form A	NO = Normally Open Contacts SPST = Single Pole Single Throw	
Form B	NC = Normally Closed Contacts SPST = Single Pole Single Throw	
Form C	Changeover SPDT = Single Pole Double Throw	

Glossary Magnetic Sensitivity							
Sens.	A	B	C	D	E	F	G
AT	05-10	10-15	15-20	20-25	25-30	30-35	35-40



MK04 Reed Sensor



Handling & Assembly Instructions

- Max torque of screw is 1Nm
- Cable bending-radius is diameter x 15
- Min. bending distance to housing is 5mm
- Drag mark out of the mounting area forbidden
- Decrease switching distance by mounting on iron
- Do not use magnetically inductive screws
- Series resistor recommended for > 5m cable length

Life Test Data

*Load increase reduces life expectancy of Reed Switches

