



Chipsmall Limited consists of a professional team with an average of over 10 year of expertise in the distribution of electronic components. Based in Hongkong, we have already established firm and mutual-benefit business relationships with customers from,Europe,America and south Asia,supplying obsolete and hard-to-find components to meet their specific needs.

With the principle of “Quality Parts,Customers Priority,Honest Operation,and Considerate Service”,our business mainly focus on the distribution of electronic components. Line cards we deal with include Microchip,ALPS,ROHM,Xilinx,Pulse,ON,Everlight and Freescale. Main products comprise IC,Modules,Potentiometer,IC Socket,Relay,Connector.Our parts cover such applications as commercial,industrial, and automotives areas.

We are looking forward to setting up business relationship with you and hope to provide you with the best service and solution. Let us make a better world for our industry!



Contact us

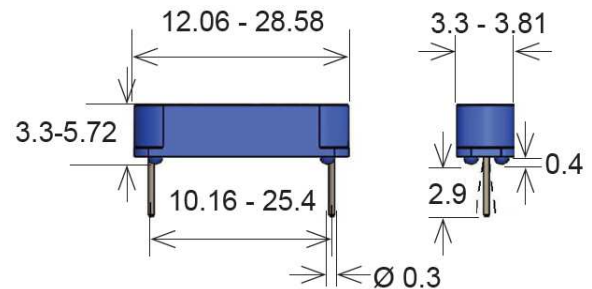
Tel: +86-755-8981 8866 Fax: +86-755-8427 6832

Email & Skype: info@chipsmall.com Web: www.chipsmall.com

Address: A1208, Overseas Decoration Building, #122 Zhenhua RD., Futian, Shenzhen, China



MK06 Series Reed Sensors



- Features: High Power Switches, Various Case Sizes and Operate Sensitivities Available
- Applications: On/Off Control Switch, Position Detection, Switching Element & Others
- Markets: Appliance, Telecommunication, Security, Medical, Industry & Others

Part Description: **MK 06-0-X**



Size	Magnetic Sensitivity
4, 5, 6, 7, 8, 10	B, C, D, E, H, I, K

Customer Options	Switch Model			Unit
	66	87	90	
Contact Data	66	87	90	
Rated Power (max.) Any DC combination of V&A not to exceed their individual max.'s	10	10	10	W
Switching Voltage (max.) DC or peak AC	200	200	175	V
Switching Current (max.) DC or peak AC	0.5	0.4	0.5	A
Carry Current (max.) DC or peak AC	1.0	0.5	1.0	A
Contact Resistance (max.) @ 0.5V & 50mA	150	150	150	mOhm
Breakdown Voltage (min.) According to EN60255-5	0.25	0.23	0.2	kVDC
Operating Time (max.) Incl. Bounce; Measured with w/ Nominal Voltage	0.7	0.6	0.7	ms
Release Time (max.) Measured with no Coil Excitation	0.05	0.05	1.5	ms
Insulation Resistance (typ.) Rh<45%, 100V Test Voltage	10 ¹⁰	10 ⁹	10 ⁹	Ohm
Capacitance (typ.) @ 10kHz across open Switch	0.3	0.2	1.5	pF

Series Datasheet – MK06 Reed Sensors

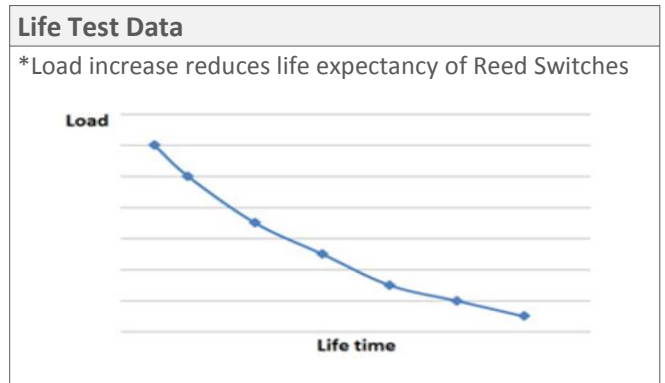

www.standexmeder.com

Housing and Lead Specifications	
Housing Material	PBT Glass Fibre Reinforced
Case Color	Blue
Sealing Compound	Epoxy Resin
Lead Design	THT

Environmental Data		Unit
Shock Resistance (max.) 1/2 sine wave duration 11ms	30	g
Vibration Resistance (max.)	20	g
Operating Temperature	-20 to 85	°C
Storage Temperature	-35 to 85	°C
Soldering Temperature (max.) 5 sec. max.	260	°C

Handling & Assembly Instructions	
➤	Use proper lead clamping or heat sinking techniques to prevent mechanical and/or heat stress during, soldering, and welding
➤	Mechanical shock as the result of dropping the reed sensor may cause immediate or post-installation failure

Glossary Contact Form		
Form A	NO = Normally Open Contacts SPST = Single Pole Single Throw	
Form B	NC = Normally Closed Contacts SPST = Single Pole Single Throw	
Form C	Changeover SPDT = Single Pole Double Throw	



Glossary Magnetic Sensitivity		
AT Range	Sensitivity (Form A)	Sensitivity (Form C)
05 – 10	A	
10 – 15	B	
15 – 20	C	H
20 – 25	D	I
25 – 30	E	K
30 – 35	F	
35 - 40	G	



Dimensions

