



Chipsmall Limited consists of a professional team with an average of over 10 year of expertise in the distribution of electronic components. Based in Hongkong, we have already established firm and mutual-benefit business relationships with customers from,Europe,America and south Asia,supplying obsolete and hard-to-find components to meet their specific needs.

With the principle of “Quality Parts,Customers Priority,Honest Operation,and Considerate Service”,our business mainly focus on the distribution of electronic components. Line cards we deal with include Microchip,ALPS,ROHM,Xilinx,Pulse,ON,Everlight and Freescale. Main products comprise IC,Modules,Potentiometer,IC Socket,Relay,Connector.Our parts cover such applications as commercial,industrial, and automotives areas.

We are looking forward to setting up business relationship with you and hope to provide you with the best service and solution. Let us make a better world for our industry!



Contact us

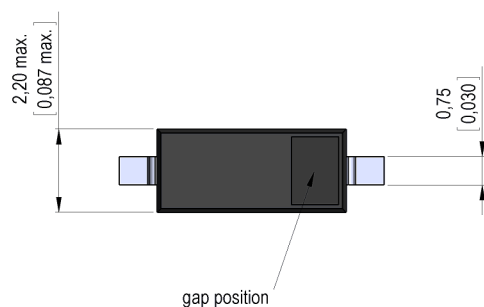
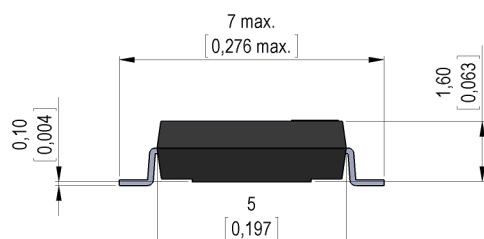
Tel: +86-755-8981 8866 Fax: +86-755-8427 6832

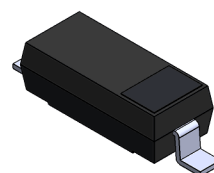
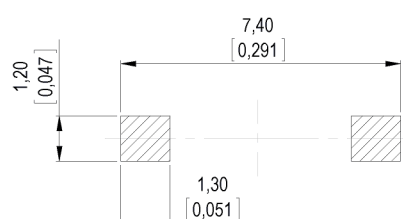
Email & Skype: info@chipsmall.com Web: www.chipsmall.com

Address: A1208, Overseas Decoration Building, #122 Zhenhua RD., Futian, Shenzhen, China

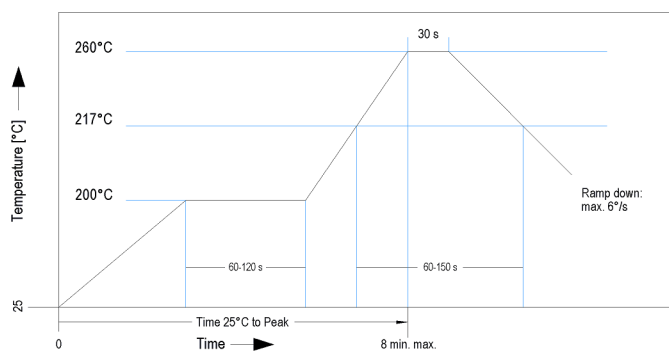
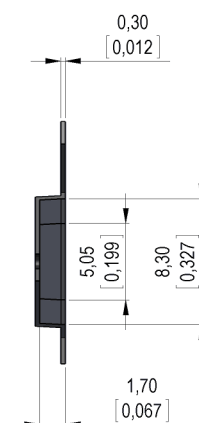
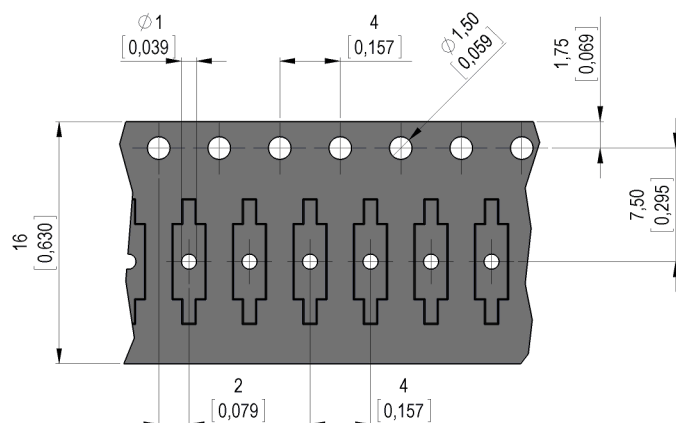


Dimensions mm[inch]

 tolerances according to DIN ISO 2768-m
 Toleranzen gem. DIN ISO 2768-m

Isometric

 Scale 5:1
 Maßstab 5:1

Recommended PCB Pad Layout

Solder Reflow Profile

reflow soldering conditions according to JEDEC norm J-STD 020D.1


Packaging


Gap position opposite to the sprocket holes.



Products for tomorrow...

Europe: +49 / 7731 8399 0

| Email: info@meder.com

USA: +1 / 508 295 0771

| Email: salesusa@meder.com

Asia: +852 / 2955 1682

| Email: salesasia@meder.com

Item No.:

9240000021

Item:

MK24-B-2

Magnetic properties	Conditions	Min	Typ	Max	Unit
Pull-In excitation (modified contact)	Reed switch modified phys. conditioned tolerance of +/- 1 AT	37		71	AT
Test equipment	Testing 100%	KMS11+AP74			
Pull-In in milliTesla (modified conta	MS150 - phys. caused tolerance +/- 0,1mT	3		5,8	mT

Contact data 04	Conditions	Min	Typ	Max	Unit
Contact rating (> 9 AT)	Any DC combination of V & A not to exceed their individual max.'s			3	W
Switching voltage	DC or Peak AC			30	V
Switching current (> 9 AT)	DC or Peak AC			0,3	A
Carry current (> 9 AT)	DC or Peak AC			0,5	A
Contact resistance static (>9AT)	Measured with 40% overdrive Start value			200	mOhm
Insulation resistance	RH <45 %, 100 V test voltage	10			GOhm
Breakdown voltage (> 9 AT)	according to IEC 255-5	100			VDC
Operate time incl. bounce (> 9 AT)				0,2	ms
Release time	measured with no coil excitation			0,15	ms
Capacity	@ 10 kHz across open switch		0,1		pF

Special Product Data	Conditions	Min	Typ	Max	Unit
Reach / RoHS conformity			yes		

Environmental data	Conditions	Min	Typ	Max	Unit
Shock	1/2 sine, duration 11ms, in 3 axis			30	g
Vibration	from 10 - 2000 Hz			20	g
Operating temperature		-40		115	°C
Storage temperature		-55		115	°C
Soldering Temperature Tsold	Reflow according IPC/JEDEC J-STD-020C			260	°C
Washability		fully sealed			

General data	Conditions	Min	Typ	Max	Unit
Remark		Pick & place force should not exceed 25cN!			
Packaging		Tape & Reel per 2000 pcs. / Tray H20			

Modifications in the sense of technical progress are reserved

Designed at: 01.07.09 Designed by: THAUKE

Approval at: 03.11.09 Approval by: JHEYDER

Last Change at: 12.07.12 Last Change by: THAUKE

Approval at: 23.07.12 Approval by: AWEBER

Version: 7