



Chipsmall Limited consists of a professional team with an average of over 10 year of expertise in the distribution of electronic components. Based in Hongkong, we have already established firm and mutual-benefit business relationships with customers from,Europe,America and south Asia,supplying obsolete and hard-to-find components to meet their specific needs.

With the principle of "Quality Parts,Customers Priority,Honest Operation,and Considerate Service",our business mainly focus on the distribution of electronic components. Line cards we deal with include Microchip,ALPS,ROHM,Xilinx,Pulse,ON,Everlight and Freescale. Main products comprise IC,Modules,Potentiometer,IC Socket,Relay,Connector.Our parts cover such applications as commercial,industrial, and automotives areas.

We are looking forward to setting up business relationship with you and hope to provide you with the best service and solution. Let us make a better world for our industry!



Contact us

Tel: +86-755-8981 8866 Fax: +86-755-8427 6832

Email & Skype: info@chipsmall.com Web: www.chipsmall.com

Address: A1208, Overseas Decoration Building, #122 Zhenhua RD., Futian, Shenzhen, China



MKP3V120, MKP3V240

Sidac High Voltage Bidirectional Triggers

Bidirectional devices designed for direct interface with the AC power line. Upon reaching the breakover voltage in each direction, the device switches from a blocking state to a low voltage on-state. Conduction will continue like a Triac until the main terminal current drops below the holding current. The plastic axial lead package provides high pulse current capability at low cost. Glass passivation insures reliable operation.

Features

- High Pressure Sodium Vapor Lighting
- Strobes and Flashers
- Ignitors
- High Voltage Regulators
- Pulse Generators
- Used to Trigger Gates of SCR's and Triacs
- \mathcal{N} Indicates UL Registered – File #E128662
- These are Pb-Free Devices

MAXIMUM RATINGS ($T_J = 25^\circ\text{C}$ unless otherwise noted)

Rating	Symbol	Value	Unit
Peak Repetitive Off-State Voltage (Sine Wave, 50 to 60 Hz, $T_J = -40$ to 125°C) MKP3V120 MKP3V240	V_{DRM} , V_{RRM}	± 90 ± 180	V
On-State RMS Current ($T_L = 80^\circ\text{C}$, Lead Length = 3/8", All Conduction Angles)	$I_{T(RMS)}$	± 1.0	A
Peak Non-Repetitive Surge Current (60 Hz One Cycle Sine Wave, Peak Value, $T_J = 125^\circ\text{C}$)	I_{TSM}	± 20	A
Operating Junction Temperature Range	T_J	-40 to +125	$^\circ\text{C}$
Storage Temperature Range	T_{stg}	-40 to +150	$^\circ\text{C}$

THERMAL CHARACTERISTICS

Characteristic	Symbol	Max	Unit
Thermal Resistance, Junction-to-Lead (Lead Length = 3/8")	$R_{\theta JL}$	15	$^\circ\text{C}/\text{W}$
Lead Solder Temperature (Lead Length $\geq 1/16"$ from Case, 10 s Max)	T_L	260	$^\circ\text{C}$

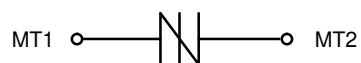
Stresses exceeding those listed in the Maximum Ratings table may damage the device. If any of these limits are exceeded, device functionality should not be assumed, damage may occur and reliability may be affected.



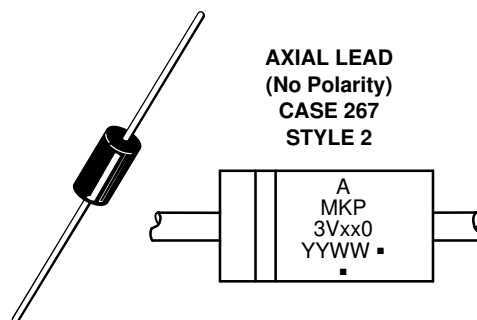
Expertise Applied | Answers Delivered

Littelfuse.com

SIDACS (\mathcal{N}) 1 AMPERE RMS 120 and 240 VOLTS



MARKING DIAGRAM



AXIAL LEAD
(No Polarity)
CASE 267
STYLE 2

A = Assembly Location
xx = 12 or 24
YY, Y = Year
WW = Work Week
▪ = Pb-Free Package
(Note: Microdot may be in either location)

ORDERING INFORMATION

Device	Package	Shipping
MKP3V120G	Axial Lead	500 Units/Box
MKP3V120RLG	Axial Lead	1500/Tape & Reel
MKP3V240G	Axial Lead	500 Units/Box
MKP3V240RLG	Axial Lead	1500/Tape & Reel

MKP3V120, MKP3V240

ELECTRICAL CHARACTERISTICS ($T_C = 25^\circ\text{C}$ unless otherwise noted; Electricals apply in both directions)

Characteristic	Symbol	Min	Typ	Max	Unit
----------------	--------	-----	-----	-----	------

OFF CHARACTERISTICS

Repetitive Peak Off-State Current (50 to 60 Hz Sine Wave) $V_{\text{DRM}} = 90\text{ V}$ $V_{\text{DRM}} = 180\text{ V}$	I_{DRM}	–	–	10	μA
	MKP3V120 MKP3V240				

ON CHARACTERISTICS

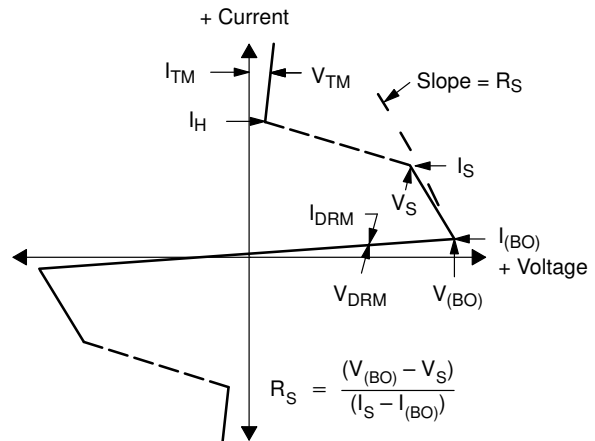
Breakover Voltage, $I_{\text{BO}} = 200\ \mu\text{A}$	V_{BO}	110 220	– –	130 250	V
	MKP3V120 MKP3V240				
Breakover Current	I_{BO}	–	–	200	μA
Peak On-State Voltage ($I_{\text{TM}} = 1\text{ A Peak}$, Pulse Width $\leq 300\ \mu\text{s}$, Duty Cycle $\leq 2\%$)	V_{TM}	–	1.1	1.5	V
Dynamic Holding Current (Sine Wave, 60 Hz, $R_L = 100\ \Omega$)	I_{H}	–	–	100	mA
Switching Resistance (Sine Wave, 50 to 60 Hz)	R_S	0.1	–	–	k Ω

DYNAMIC CHARACTERISTICS

Critical Rate-of-Rise of On-State Current, Critical Damped Waveform Circuit ($I_{\text{PK}} = 130\ \Omega$, Pulse Width = 10 μsec)	di/dt	–	120	–	A/ μs
--	-------	---	-----	---	------------------

Voltage Current Characteristic of SIDAC (Bidirectional Device)

Symbol	Parameter
I_{DRM}	Off State Leakage Current
V_{DRM}	Off State Repetitive Blocking Voltage
V_{BO}	Breakover Voltage
I_{BO}	Breakover Current
I_{H}	Holding Current
V_{TM}	On State Voltage
I_{TM}	Peak on State Current



MKP3V120, MKP3V240

CURRENT DERATING

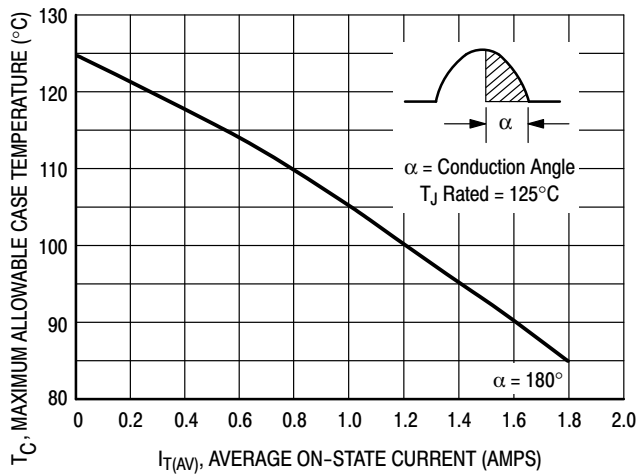


Figure 1. Maximum Case Temperature

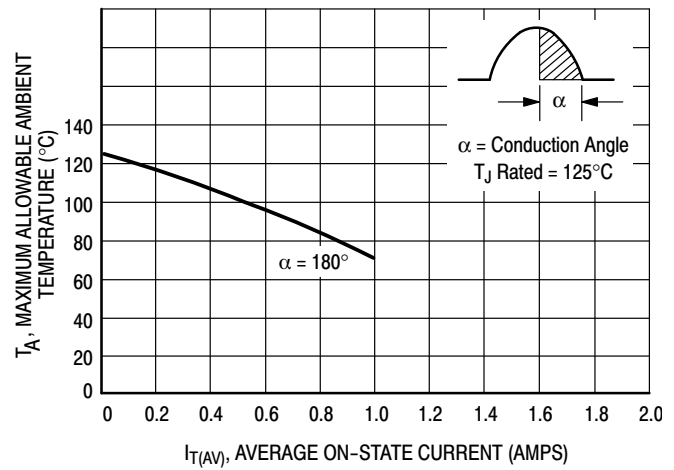


Figure 2. Maximum Ambient Temperature

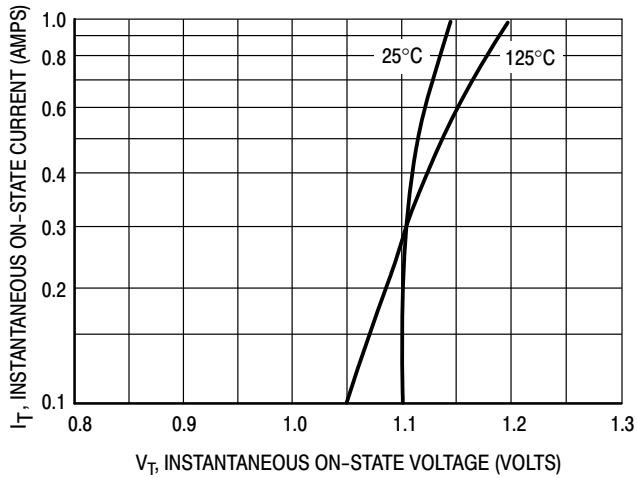


Figure 3. Typical Forward Voltage

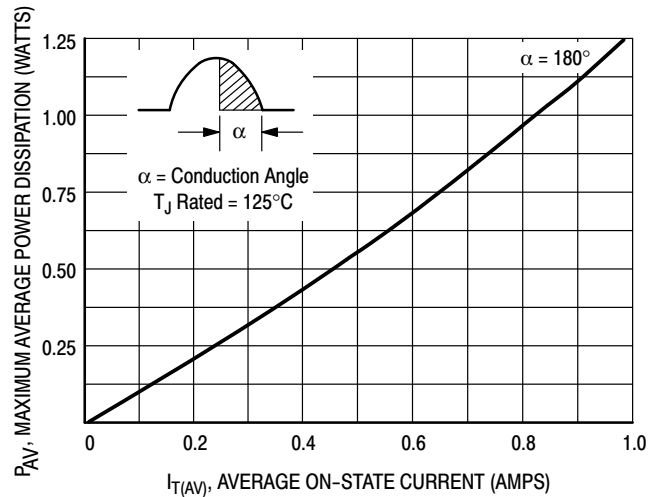


Figure 4. Typical Power Dissipation

MKP3V120, MKP3V240

THERMAL CHARACTERISTICS

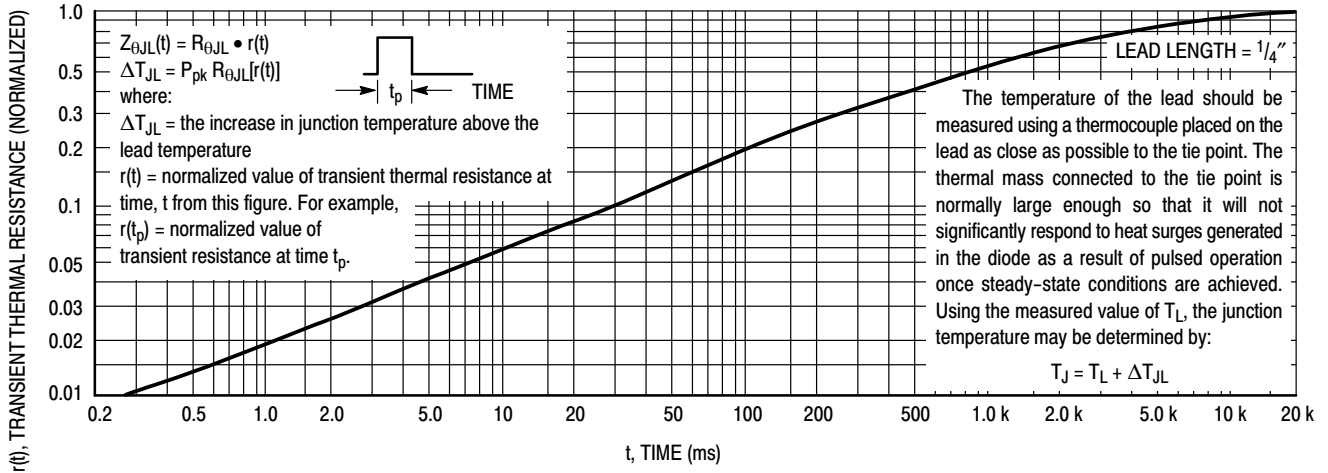


Figure 5. Thermal Response

TYPICAL CHARACTERISTICS

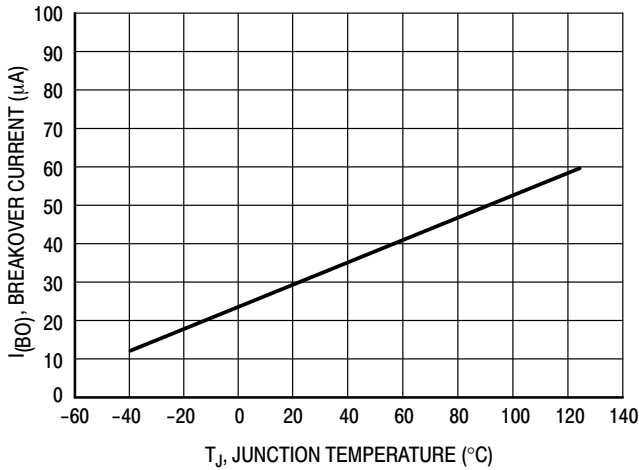


Figure 6. Typical Breakover Current

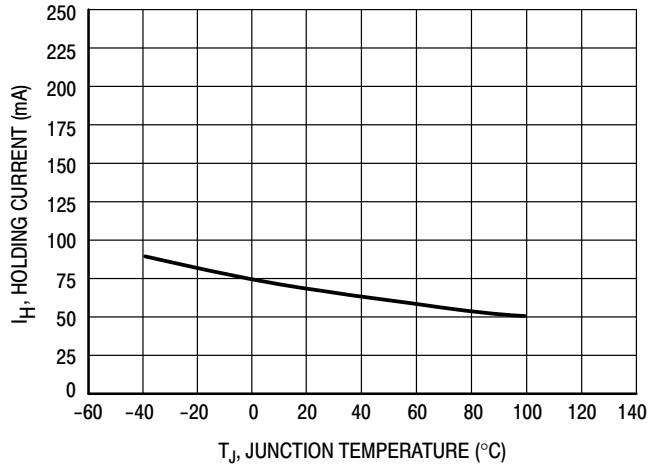
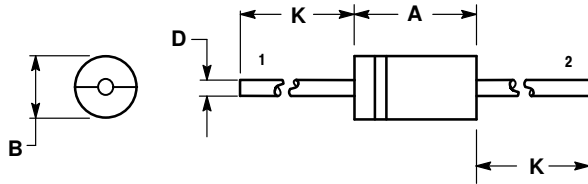


Figure 7. Typical Holding Current

MKP3V120, MKP3V240

PACKAGE DIMENSIONS

AXIAL LEAD CASE 267-05 ISSUE G



NOTES:

1. DIMENSIONS AND TOLERANCING PER ANSI Y14.5M, 1982.
2. CONTROLLING DIMENSION: INCH.
3. 267-04 OBSOLETE, NEW STANDARD 267-05.

DIM	INCHES		MILLIMETERS	
	MIN	MAX	MIN	MAX
A	0.287	0.374	7.30	9.50
B	0.189	0.209	4.80	5.30
D	0.047	0.051	1.20	1.30
K	1.000	---	25.40	---

STYLE 2:

NO POLARITY

Littelfuse products are not designed for, and shall not be used for, any purpose (including, without limitation, automotive, military, aerospace, medical, life-saving, life-sustaining or nuclear facility applications, devices intended for surgical implant into the body, or any other application in which the failure or lack of desired operation of the product may result in personal injury, death, or property damage) other than those expressly set forth in applicable Littelfuse product documentation. Warranties granted by Littelfuse shall be deemed void for products used for any purpose not expressly set forth in applicable Littelfuse documentation. Littelfuse shall not be liable for any claims or damages arising out of products used in applications not expressly intended by Littelfuse as set forth in applicable Littelfuse documentation. The sale and use of Littelfuse products is subject to Littelfuse Terms and Conditions of Sale, unless otherwise agreed by Littelfuse.

Littelfuse.com