



Chipsmall Limited consists of a professional team with an average of over 10 year of expertise in the distribution of electronic components. Based in Hongkong, we have already established firm and mutual-benefit business relationships with customers from,Europe,America and south Asia,supplying obsolete and hard-to-find components to meet their specific needs.

With the principle of “Quality Parts,Customers Priority,Honest Operation,and Considerate Service”,our business mainly focus on the distribution of electronic components. Line cards we deal with include Microchip,ALPS,ROHM,Xilinx,Pulse,ON,Everlight and Freescale. Main products comprise IC,Modules,Potentiometer,IC Socket,Relay,Connector.Our parts cover such applications as commercial,industrial, and automotives areas.

We are looking forward to setting up business relationship with you and hope to provide you with the best service and solution. Let us make a better world for our industry!



Contact us

Tel: +86-755-8981 8866 Fax: +86-755-8427 6832

Email & Skype: info@chipsmall.com Web: www.chipsmall.com

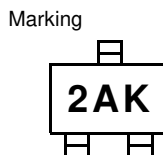

Address: A1208, Overseas Decoration Building, #122 Zhenhua RD., Futian, Shenzhen, China



MMBT3906K

PNP Epitaxial Silicon Transistor

General Purpose Transistor



Absolute Maximum Ratings $T_a = 25^\circ\text{C}$ unless otherwise noted

Symbol	Parameter	Value	Units
V_{CBO}	Collector-Base Voltage	-40	V
V_{CEO}	Collector-Emitter Voltage	-40	V
V_{EBO}	Emitter-Base Voltage	-5	V
I_C	Collector Current	-200	mA
P_C	Collector Power Dissipation	350	mW
T_J, T_{STG}	Operating Junction and Storage Temperature Range	-55 ~ 150	$^\circ\text{C}$

Electrical Characteristics $T_a = 25^\circ\text{C}$ unless otherwise noted

Symbol	Parameter	Test Condition	Min.	Max.	Units
BV_{CBO}	Collector-Base Breakdown Voltage	$I_C = -10\mu\text{A}, I_E = 0$	-40		V
BV_{CEO}	Collector-Emitter Breakdown Voltage *	$I_C = -1.0\text{mA}, I_B = 0$	-40		V
BV_{EBO}	Emitter-Base Breakdown Voltage	$I_E = 10\mu\text{A}, I_C = 0$	-5		V
I_{CEX}	Collector Cut-off Current	$V_{CE} = -30\text{V}, V_{EB} = -3\text{V}$		-50	nA
h_{FE}	DC Current Gain *	$V_{CE} = -1\text{V}, I_C = -0.1\text{mA}$ $V_{CE} = -1\text{V}, I_C = -1\text{mA}$ $V_{CE} = -1\text{V}, I_C = -10\text{mA}$ $V_{CE} = -1\text{V}, I_C = -50\text{mA}$ $V_{CE} = -1\text{V}, I_C = -100\text{mA}$	60 80 100 60 30	300	
$V_{CE(sat)}$	Collector-Emitter Saturation Voltage *	$I_C = -10\text{mA}, I_B = -1\text{mA}$ $I_C = -50\text{mA}, I_B = -5.0\text{mA}$		-0.25 -0.4	V V
$V_{BE(sat)}$	Base-Emitter Saturation Voltage *	$I_C = -10\text{mA}, I_B = -1.0\text{mA}$ $I_C = -50\text{mA}, I_B = -5.0\text{mA}$	-0.65	-0.85 -0.95	V V
f_T	Current Gain Bandwidth Product	$I_C = -10\text{mA}, V_{CE} = -20\text{V}, f = 100\text{MHz}$	250		MHz
C_{ob}	Output Capacitance	$V_{CB} = -5\text{V}, I_E = 0, f = 1.0\text{MHz}$		4.5	pF
NF	Noise Figure	$I_C = -100\mu\text{A}, V_{CE} = -5\text{V}, R_S = 1\text{K}\Omega$ $f = 10\text{Hz to } 15.7\text{KHz}$		4	dB
t_{ON}	Turn On Time	$V_{CC} = -3\text{V}, V_{BE} = -0.5\text{V}$ $I_C = -10\text{mA}, I_{B1} = -1\text{mA}$		70	ns
t_{OFF}	Turn Off Time	$V_{CC} = -3\text{V}, I_C = -10\text{mA}, I_{B1} = I_{B2} = -1\text{mA}$		300	ns

* Pulse Test: Pulse Width \leq 300 μs , Duty Cycle \leq 2%

Typical Performance Characteristics

Figure 1. DC current Gain

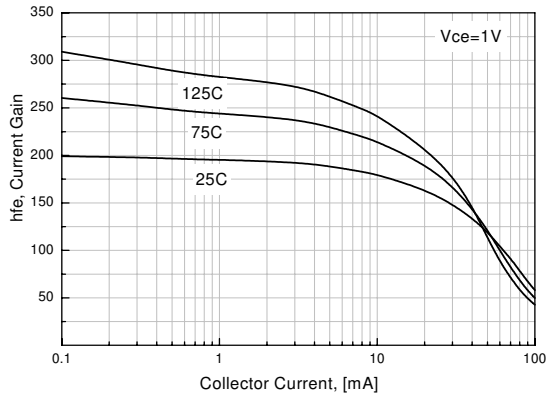


Figure 2. Collector-Emitter Saturation Voltage

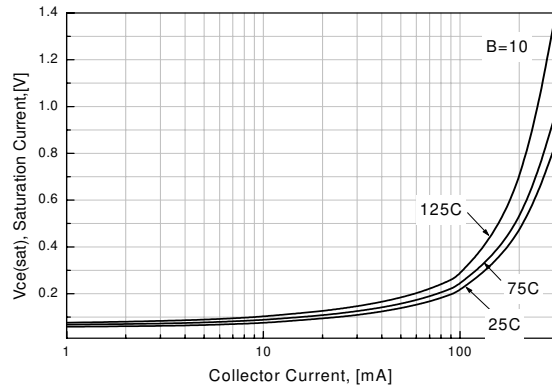


Figure 3. Base-Emitter Saturation Voltage

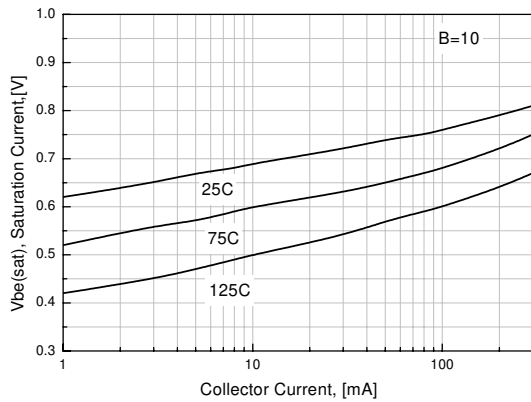


Figure 4. Collector - Base Leakage Current

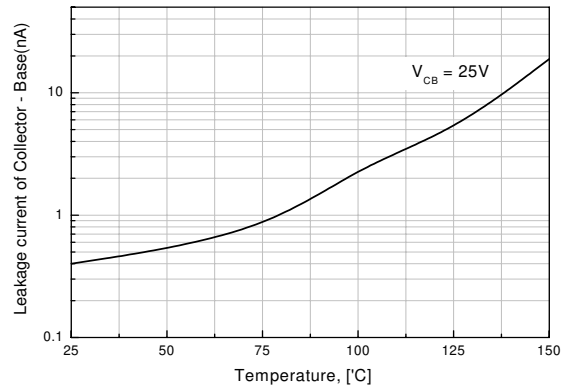


Figure 5. Output Capacitance

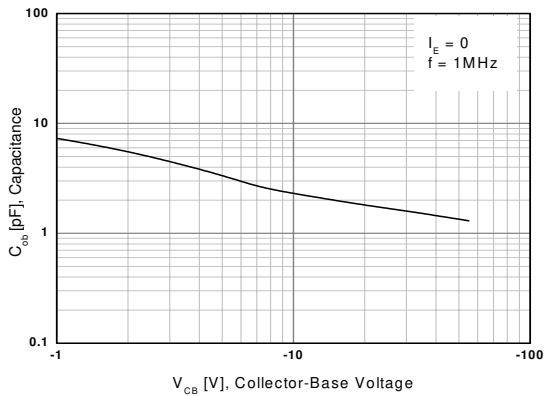
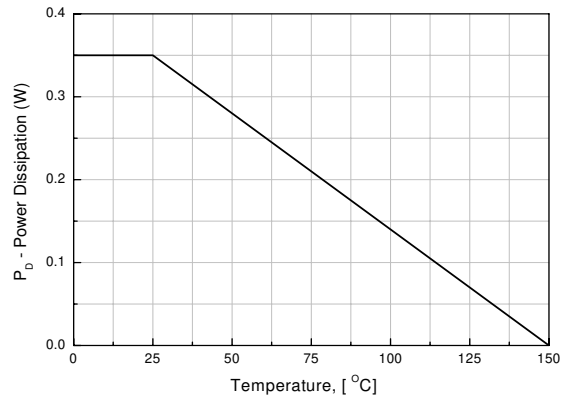
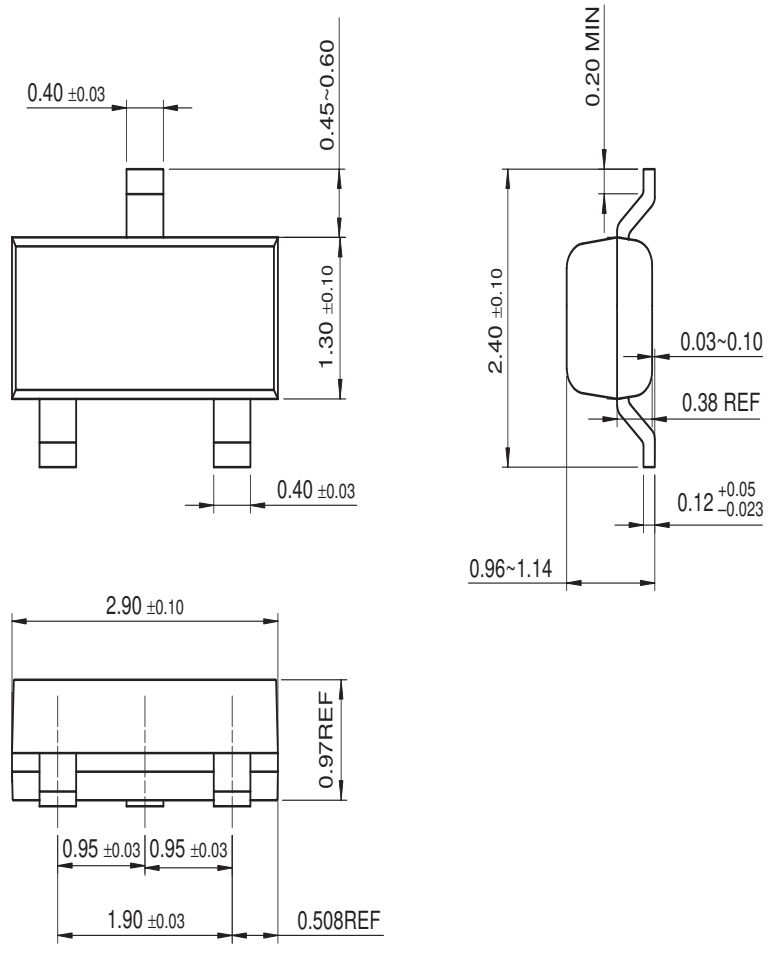


Figure 6. Power Dissipation vs Ambient Temperature



Mechanical Dimensions

SOT-23



Dimensions in Millimeters

TRADEMARKS

The following are registered and unregistered trademarks Fairchild Semiconductor owns or is authorized to use and is not intended to be an exhaustive list of all such trademarks.

ACE [™]	FAST [®]	ISOPLANAR [™]	PowerSaver [™]	SuperSOT [™] -6
ActiveArray [™]	FAST [™]	LittleFET [™]	PowerTrench [®]	SuperSOT [™] -8
Bottomless [™]	FPS [™]	MICROCOUPLER [™]	QFET [®]	SyncFET [™]
Build it Now [™]	FRFET [™]	MicroFET [™]	QS [™]	TinyLogic [®]
CoolFET [™]	GlobalOptoisolator [™]	MicroPak [™]	QT Optoelectronics [™]	TINYOPTO [™]
CROSSVOLT [™]	GTO [™]	MICROWIRE [™]	Quiet Series [™]	TruTranslation [™]
DOME [™]	HiSeC [™]	MSX [™]	RapidConfigure [™]	UHC [™]
EcoSPARK [™]	I ² C [™]	MSXPro [™]	RapidConnect [™]	UltraFET [®]
E ² CMOS [™]	i-Lo [™]	OCX [™]	μSerDes [™]	UniFET [™]
EnSigna [™]	ImpliedDisconnect [™]	OCXPro [™]	ScalarPump [™]	VCX [™]
FACT [™]	IntelliMAX [™]	OPTOLOGIC [®]	SILENT SWITCHER [®]	Wire [™]
FACT Quiet Series [™]		OPTOPLANAR [™]	SMART START [™]	
Across the board. Around the world. [™]		PACMAN [™]	SPM [™]	
The Power Franchise [®]		POP [™]	Stealth [™]	
Programmable Active Droop [™]		Power247 [™]	SuperFET [™]	
		PowerEdge [™]	SuperSOT [™] -3	

DISCLAIMER

FAIRCHILD SEMICONDUCTOR RESERVES THE RIGHT TO MAKE CHANGES WITHOUT FURTHER NOTICE TO ANY PRODUCTS HEREIN TO IMPROVE RELIABILITY, FUNCTION OR DESIGN. FAIRCHILD DOES NOT ASSUME ANY LIABILITY ARISING OUT OF THE APPLICATION OR USE OF ANY PRODUCT OR CIRCUIT DESCRIBED HEREIN; NEITHER DOES IT CONVEY ANY LICENSE UNDER ITS PATENT RIGHTS, NOR THE RIGHTS OF OTHERS.

LIFE SUPPORT POLICY

FAIRCHILD'S PRODUCTS ARE NOT AUTHORIZED FOR USE AS CRITICAL COMPONENTS IN LIFE SUPPORT DEVICES OR SYSTEMS WITHOUT THE EXPRESS WRITTEN APPROVAL OF FAIRCHILD SEMICONDUCTOR CORPORATION.

As used herein:

1. Life support devices or systems are devices or systems which, (a) are intended for surgical implant into the body, or (b) support or sustain life, or (c) whose failure to perform when properly used in accordance with instructions for use provided in the labeling, can be reasonably expected to result in significant injury to the user.
2. A critical component is any component of a life support device or system whose failure to perform can be reasonably expected to cause the failure of the life support device or system, or to affect its safety or effectiveness.

PRODUCT STATUS DEFINITIONS**Definition of Terms**

Datasheet Identification	Product Status	Definition
Advance Information	Formative or In Design	This datasheet contains the design specifications for product development. Specifications may change in any manner without notice.
Preliminary	First Production	This datasheet contains preliminary data, and supplementary data will be published at a later date. Fairchild Semiconductor reserves the right to make changes at any time without notice in order to improve design.
No Identification Needed	Full Production	This datasheet contains final specifications. Fairchild Semiconductor reserves the right to make changes at any time without notice in order to improve design.
Obsolete	Not In Production	This datasheet contains specifications on a product that has been discontinued by Fairchild semiconductor. The datasheet is printed for reference information only.

Rev. 117