



Chipsmall Limited consists of a professional team with an average of over 10 year of expertise in the distribution of electronic components. Based in Hongkong, we have already established firm and mutual-benefit business relationships with customers from,Europe,America and south Asia,supplying obsolete and hard-to-find components to meet their specific needs.

With the principle of “Quality Parts,Customers Priority,Honest Operation,and Considerate Service”,our business mainly focus on the distribution of electronic components. Line cards we deal with include Microchip,ALPS,ROHM,Xilinx,Pulse,ON,Everlight and Freescale. Main products comprise IC,Modules,Potentiometer,IC Socket,Relay,Connector.Our parts cover such applications as commercial,industrial, and automotives areas.

We are looking forward to setting up business relationship with you and hope to provide you with the best service and solution. Let us make a better world for our industry!



## Contact us

Tel: +86-755-8981 8866 Fax: +86-755-8427 6832

Email & Skype: info@chipsmall.com Web: www.chipsmall.com





Address: A1208, Overseas Decoration Building, #122 Zhenhua RD., Futian, Shenzhen, China



**Honeywell**

**MML Pushbutton/Indicator Lens**

**Legend Order Guide/Product Specification** (PG \_\_\_ of \_\_\_)

Switch & Indicator Lense Type Orientation	Figure No	Max Lines/Area			Max Characters/Line					
		5/64	7/64	9/64	13/64	5/64	7/64	9/64	13/64	
	C	1	2	1	1	1	3	2	2	1
	D	2	2	1	1	1	4	3	2	2
	E	3	1	1	1	1	6	4	3	2
	G	4	2	1	1	1	7	4	4	3

Catalog Listing  
**MML 5** \_\_\_\_\_

Customer P.O. No.	Customer Dwg. No.
MICRO SWITCH Sales Order	Line Number
	Schedule No.

Customer: \_\_\_\_\_

Address: \_\_\_\_\_

(city) \_\_\_\_\_ (state) \_\_\_\_\_

**Instructions**

1. Fill in appropriate catalog listing - one listing/sheet.
2. Check proper figure #, Type size, Type color.
3. Fill in quantity required.
4. Indicate legends desired — Do not exceed maximums shown in Legend Order Guide.

**Note**

1. For Proper Legend Orientation, MML housings (when viewed from front of panel) should have "MICRO SWITCH" logo oriented "UP"
2. All legends will be centered within Legend Area.
3. Please use black ink in filling out this form to help us process your order.

**LEGEND ORDER CHART**

Customer Part No	Fig No	Type Size		Ink Color		Button Qty	Legend Description	
		5/64	7/64	9/64	13/64		1st Line	2nd Line

FO-74024-B

(Signature) \_\_\_\_\_ (Date) \_\_\_\_\_

**Hot Stamp Legending**

Modified Gothic lettering (A thru Z), numerals (0 thru 9) and Symbols below available in 5/64, 7/64, 9/64, and 13/64.	<b>A3</b> Modified Gothic
STANDARD SYMBOLS AVAILABLE	
. , : ; ! ? ' - " / ( ) * &	
\$ % # 0 + - ± ÷ × = ≠ > <	
→ ↕ ← ↖ ↗ ↘ ↙ ↚	CR 1/4 1/2 3/4 1/3 2/3 @ ∞

**SPECIAL LEGENDS**

NOTE: Use this area to show special Legend Locations or Configurations NOT shown above. NON-STANDARD legends will involve additional charges and increased delivery time.

	Fig. "A"	Fig. "B"
--	----------	----------

Manuals

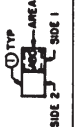
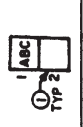
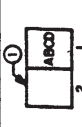
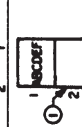
**Honeywell**

**MML ROCKER LEGEND ORDER GUIDE/PRODUCT SPECIFICATION** (PG.      of     )

Catalog Listing **MML**

Customer P.O. No.	Customer Dwg. No.
MICRO SWITCH Sales Order	Line Number
Schedule No.	

Customer: \_\_\_\_\_  
Address: \_\_\_\_\_  
  
\_\_\_\_\_  
(city) \_\_\_\_\_  
(state) \_\_\_\_\_

Switch Type & Orientation	Figure No	Max Lines/Area			Max Characters/Line				
		5/64	7/64	9/64	13/64	5/64	7/64	9/64	13/64
MML 24, 34 4 x .6 Size 	1	2	1	1	1	3	2	2	1
MML 24, 34 .4 x .6 Size Umbrella and MML 34 .6 x .8 Size 	2	1	1	1	1	3	3	2	1
MML 24, 34 .4 x .6 Size Umbrella and MML 34 .6 x .8 Size 	3	3	2	2	1	4	3	3	2
MML 34 .6 x .8 Size 	4	2	1	1	1	6	4	4	2

- Instructions**
1. Fill in appropriate catalog listing - one listing/sheet.
  2. Check proper figure #, Type size, Type color.
  3. Fill in quantity required.
  4. Indicate legends desired — Do not exceed maximums shown in Legend Order Guide.

- Note**
1. For Proper Legend Orientation, MML housings (when viewed from front of panel) should have "MICRO SWITCH" logo oriented to the left. For other Orientation, indicate the Housing Logo Location in Special Legend Area.
  2. All legends will be centered within Legend Area.
  3. Please use black ink in filling out this form to help us process your order.

Modified Gothic lettering (A thru Z), numerals (0 thru 9) and Symbols below available in 5/64, 7/64, 9/64, and 13/64.	A3 Modified Gothic												
	STANDARD SYMBOLS AVAILABLE												
.	:	;	!	?	'	-	"	/	( )	*	&		
\$	¢	#	%	o	+	-	±	+	x	=	≠	>	<
→	↖	↗	↘	↙	↘	↙	↘	↙	↘	↙	↘	↙	↘

**SPECIAL LEGENDS**

NOTE: Use this area to show special Legend Locations or Configurations NOT shown above. NON-STANDARD legends will involve additional charges and increased delivery time.

Fig. "A"	Fig. "B"
----------	----------

**LEGEND ORDER CHART**

Customer Part No	Fig No	Side No	Type Size			Ink Color		Button Qty	Legend Description	
			5/64	7/64	9/64	13/64	Black		White	1st Line

FO-74193-B  
\_\_\_\_\_  
(Signature)