



Chipsmall Limited consists of a professional team with an average of over 10 year of expertise in the distribution of electronic components. Based in Hongkong, we have already established firm and mutual-benefit business relationships with customers from,Europe,America and south Asia,supplying obsolete and hard-to-find components to meet their specific needs.

With the principle of “Quality Parts,Customers Priority,Honest Operation,and Considerate Service”,our business mainly focus on the distribution of electronic components. Line cards we deal with include Microchip,ALPS,ROHM,Xilinx,Pulse,ON,Everlight and Freescale. Main products comprise IC,Modules,Potentiometer,IC Socket,Relay,Connector.Our parts cover such applications as commercial,industrial, and automotives areas.

We are looking forward to setting up business relationship with you and hope to provide you with the best service and solution. Let us make a better world for our industry!



Contact us

Tel: +86-755-8981 8866 Fax: +86-755-8427 6832

Email & Skype: info@chipsmall.com Web: www.chipsmall.com

Address: A1208, Overseas Decoration Building, #122 Zhenhua RD., Futian, Shenzhen, China



REVISION AJ

DIMENSIONS ARE IN INCHES		UNLESS OTHERWISE NOTED	TOLERANCES ARE:	TITLE:	DWG NO:
ONE PLC DECIMALS ± .1 [2.54]	THREE PLC DECIMALS ± .005 [.127]		ANGLES	2mm THROUGH HOLE BOX CONNECTOR STRIP ASSEMBLY	MMS-1XX-01-XXX-XX-XXX
TWO PLC DECIMALS ± .01 [.254]	FOUR PLC DECIMALS ± .0020 [.0508]		± 2°		SHEET 1 OF 2

MMS-1XX-01-XXX-XX-XXX

NO. OF POSITIONS PER ROW
-02 THRU -40 FOR DOUBLE ROW

LEAD STYLE
-01 = THROUGH HOLE (SEE TABLE 1)

PLATING
-L = LIGHT SELECTIVE
-S = SELECTIVE
-T = TIN
-F = FLASH SELECTIVE
-H = HEAVY GOLD (ENTRY STYLE:
-SV, -DV AND -DH ONLY)

POLARIZING OPTION
SPECIFY POSITION TO BE POLARIZED (USE PK-07-N)

ENTRY/ROW SPECIFICATION
-SH = SINGLE ROW, HORIZONTAL ENTRY (USE MMS-XX-S -SEE NOTE 7)
-DH = DOUBLE ROW, HORIZONTAL ENTRY (USE MMS-XX-D -SEE NOTE 7)

□ -XD = DUAL ENTRY
□ -XP = PASS THROUGH ENTRY
XV = VERTICAL (TOP) ENTRY

□ = ENTRY OPTION AVAILABLE AS NON-CATALOGED STANDARD

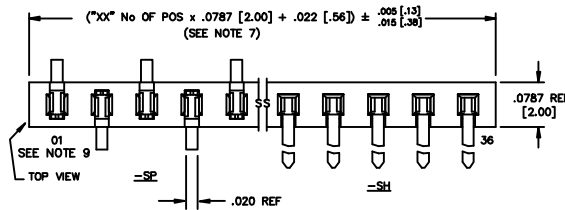


FIG 1

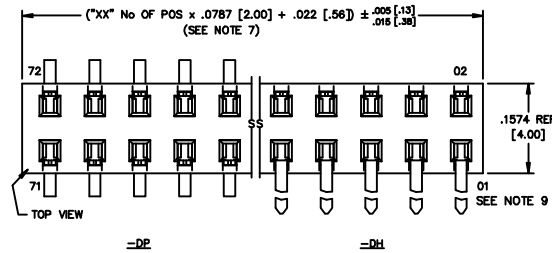
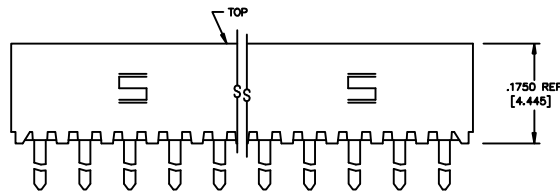


FIG 2



LEAD/ENTRY CONTACT 1

TABLE 1

		CONTACT 2	PACKAGING TUBE	PLUG	
□	01-SD	C-63-01-XXX	PT-1-24-02-23	TP-24	
□	01-DD	C-63-01-XXX	PT-1-24-01-25	TP-03	
□	01-SP	C-63-10-XXX	PT-1-24-03-16	TP-03	
□	01-DP	C-63-10-XXX	PT-1-24-01-27	TP-03	
	01-SH	C-63-05-XXX	PT-1-24-01-37	TP-24	
	01-DH	C-63-03-XXX	C-63-04-XXX	PT-1-24-03-09	TP-09
	01-L-SV	C-63-29-XXX	PT-1-24-01-23	TP-12	
	01-L-DV	C-63-29-XXX	PT-1-24-19-09	TP-09	
	01-S-SV	C-63-29-XXX	PT-1-24-01-23	TP-12	
	01-S-DV	C-63-29-XXX	PT-1-24-19-09	TP-09	
	01-T-SV	C-63-29-XXX	PT-1-24-01-23	TP-12	
	01-T-DV	C-63-29-XXX	PT-1-24-19-09	TP-09	
	01-F-SV	C-63-29-XXX	PT-1-24-01-23	TP-12	
	01-F-DV	C-63-29-XXX	PT-1-24-19-09	TP-09	
	01-H-SV	C-63-29-XXX	PT-1-24-01-23	TP-12	
	01-H-DV	C-63-29-XXX	PT-1-24-19-09	TP-09	

NOTES:

- CONTACT RETENTION FORCE: SINGLE ROW .5 LB MIN. CONTACT RETENTION FORCE: DOUBLE ROW 1 LB MIN.
- MAX ALLOWABLE BOW: .003 INCH/INCH.
- MAX ALLOWABLE SWAY: 2' IN EITHER DIRECTION.
- 1st POS. WILL ALWAYS POINT UP ON TOP VIEW AS SHOWN.
- [] DIMS ARE IN METRIC AND ARE NOT CONTROLLING DIMS.
- (Ⓢ) REPRESENTS A CRITICAL DIMENSION.
- CUT BODIES FROM MMS-40-D AND MMS-40-S.
- POSITIONS -02 THRU -04 ARE TO BE BULK PACKAGED.
- # 1 PIN LOCATION IS THE SAME FOR ALL LEAD STYLES WITHIN A ROW OPTION.
SH, -SP, -SD, -SV SEE FIG 1. DH, -DP, -DD, -DV, SEE FIG 2
- MAXIMUM PIN HEIGHT VARIATION BETWEEN TWO PINS IN THE SAME ROW IS +/- .005.

PROPRIETARY NOTE

THIS DOCUMENT CONTAINS INFORMATION CONFIDENTIAL AND PROPRIETARY TO SAMTEC INC. AND SHALL NOT BE REPRODUCED OR TRANSMITTED TO OTHER DOCUMENTS OR DISCLOSED TO OTHERS OR USED FOR ANY PURPOSE OTHER THAN THAT FOR WHICH IT WAS OBTAINED WITHOUT THE EXPRESSED WRITTEN CONSENT OF SAMTEC INC.

PLOT SCALE: 1=15 / DIMSCALE: .1

samtec

EXISPROD\ASSEMBLY\2MM
MMS01ASM

520 PARK EAST BLVD, NEW ALBANY, INDIANA 47150
PHONE (812) 944-8733 P.O. BOX 1147
CODE 55322

MADE BY:
PURVIS 2-12-93

MMS-1XX-01-XXX-XX-XXX
SHEET 1 OF 2