



Chipsmall Limited consists of a professional team with an average of over 10 year of expertise in the distribution of electronic components. Based in Hongkong, we have already established firm and mutual-benefit business relationships with customers from,Europe,America and south Asia,supplying obsolete and hard-to-find components to meet their specific needs.

With the principle of "Quality Parts,Customers Priority,Honest Operation,and Considerate Service",our business mainly focus on the distribution of electronic components. Line cards we deal with include Microchip,ALPS,ROHM,Xilinx,Pulse,ON,Everlight and Freescale. Main products comprise IC,Modules,Potentiometer,IC Socket,Relay,Connector.Our parts cover such applications as commercial,industrial, and automotives areas.

We are looking forward to setting up business relationship with you and hope to provide you with the best service and solution. Let us make a better world for our industry!



Contact us

Tel: +86-755-8981 8866 Fax: +86-755-8427 6832

Email & Skype: info@chipsmall.com Web: www.chipsmall.com

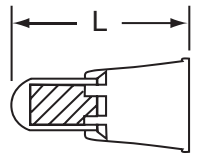
Address: A1208, Overseas Decoration Building, #122 Zhenhua RD., Futian, Shenzhen, China





Crimp Sleeve Connector, Nylon Insulated, Steel Insert

MN10CEC/ST



Data Sheet

Product Number	Wire Range	Copper Wire Combinations	L	Barrel Length	Barrel I.D.
MN10CEC/ST	18-10	see chart below	0.85	0.34	0.152



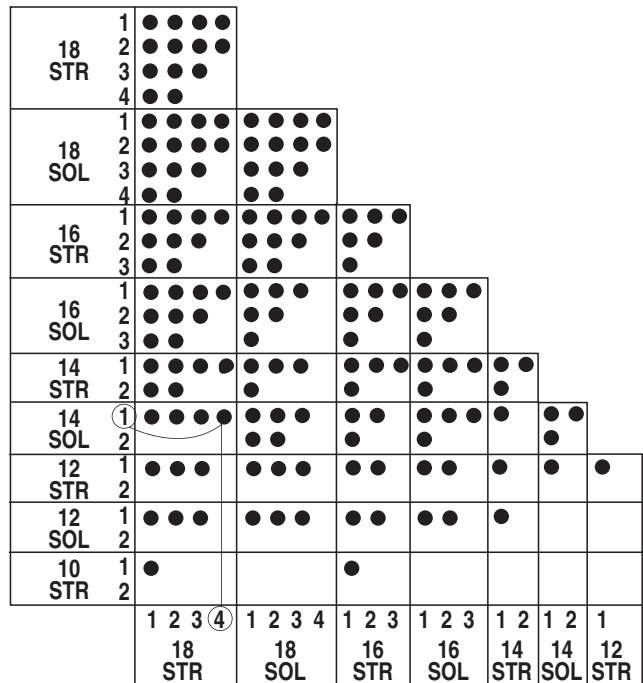
UNDERWRITERS
LABORATORIES
STANDARD NO. UL 486C
3M FILE NO. E23438



CANADIAN STANDARDS
ASSOCIATION
STANDARD NO. 22.2
NO. 0, 188
3M FILE NO. LR15503

Specifications

Wire Size: 18-10 AWG Copper wire only
Maximum Voltage Rating: 600 V Building Wire, 1000 V signs, fixtures (Luminaires)
Maximum Operating Temp: 221°F (105°C)
Maximum Current: Same as Wire
Insulator Material: Nylon
Sleeve Material: Steel
Sleeve Plating: Tin



How to read chart:
One #14 solid plus four #18 stranded (equalling five wires) may be connected using an MN10CEC/ST connector.

Installation Information

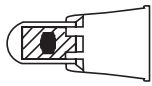
WARNING

Turn power off before installing or removing terminal. All electrical work should be done according to appropriate electrical codes.

UL Listed and CSA Certified for use on solid or stranded copper (AWG) wire only.

Strip away the end 3/8 inch of wire insulation.
Hold stripped wire ends even and twist tightly.

Make the crimp in the proper station of a recommended 3M™ crimp tool: TH-440, TH-450 (scissor style) or TR-482 (ratchet style).



 Barrel Crimp (Required)

*Pretwist wires
before crimping*

Engineering Specification

3M Crimp-Type Connectors shall, electrically and mechanically, connect permanently. The connector line shall have regulatory agency coverage (UL Listing CSA Certification). The connectors shall be marked with the wire range and a manufacturer's symbol (↑).

The 3M Steel Insert Closed End crimp type connector shall be tin plated, annealed seamless steel sleeve, 0.34" long and sized for a selection of wire combinations within a specified (AWG) wire range (18-10). The steel sleeve shall be covered by a molded nylon, skirted insulator of natural color.

Insulated terminals shall be UL Listed and CSA Certified for 600 Volts maximum, building wire: 1000-Volts maximum, in signs fixtures and luminaires, and have a maximum operating temperature of 221°F (105°C).

3M and Scotchlok are trademarks of 3M Company.

 is a trademark of Underwriters Laboratories.

 is a trademark of Canadian Standards Association.

Important Notice

All statements, technical information, and recommendations related to 3M's products are based on information believed to be reliable, but the accuracy or completeness is not guaranteed. Before using this product, you must evaluate it and determine if it is suitable for your intended application. You assume all risks and liability associated with such use. Any statements related to the product which are not contained in 3M's current publications, or any contrary statements contained on your purchase order shall have no force or effect unless expressly agreed upon, in writing, by an authorized officer of 3M.

Warranty; Limited Remedy; Limited Liability. This product will be free from defects in material and manufacture for a period of one (1) year from the date of purchase. **3M MAKES NO OTHER WARRANTIES INCLUDING, BUT NOT LIMITED TO, ANY IMPLIED WARRANTY OF MERCHANTABILITY OR FITNESS FOR A PARTICULAR PURPOSE.** If this product is defective within the warranty period stated above, your exclusive remedy shall be, at 3M's option, to replace or repair the 3M product or refund the purchase price of the 3M product. **Except where prohibited by law, 3M will not be liable for any loss or damage arising from this 3M product, whether direct, indirect, special, incidental or consequential regardless of the legal theory asserted.**

3M

Electrical Markets Division

6801 River Place Blvd.
Austin, TX 78726-9000
<http://www.3M.com/elpd>