



Chipsmall Limited consists of a professional team with an average of over 10 year of expertise in the distribution of electronic components. Based in Hongkong, we have already established firm and mutual-benefit business relationships with customers from,Europe,America and south Asia,supplying obsolete and hard-to-find components to meet their specific needs.

With the principle of "Quality Parts,Customers Priority,Honest Operation,and Considerate Service",our business mainly focus on the distribution of electronic components. Line cards we deal with include Microchip,ALPS,ROHM,Xilinx,Pulse,ON,Everlight and Freescale. Main products comprise IC,Modules,Potentiometer,IC Socket,Relay,Connector.Our parts cover such applications as commercial,industrial, and automotives areas.

We are looking forward to setting up business relationship with you and hope to provide you with the best service and solution. Let us make a better world for our industry!



Contact us

Tel: +86-755-8981 8866 Fax: +86-755-8427 6832

Email & Skype: info@chipsmall.com Web: www.chipsmall.com

Address: A1208, Overseas Decoration Building, #122 Zhenhua RD., Futian, Shenzhen, China



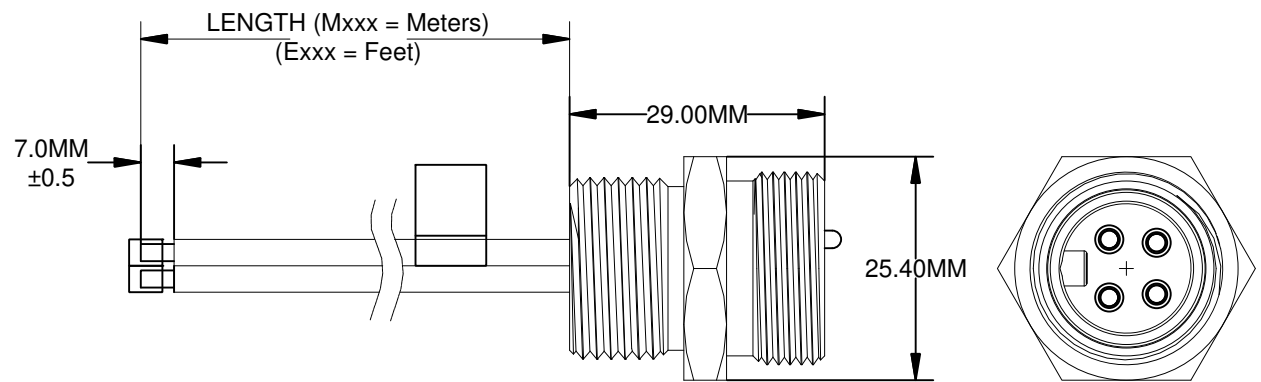
4

3

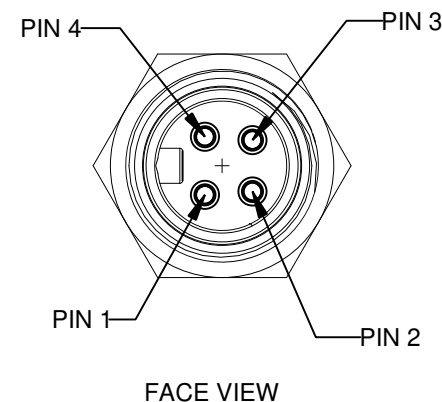
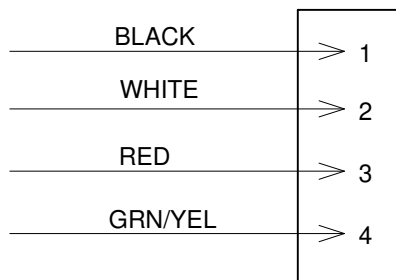
2

1

REVISIONS						
REV	ZONE	ECO	DESCRIPTION	DATE	BY	CHK APPR
A1	-	-	TECHNICAL DATA SHEET RELEASE	08 OCT 15	JLAG	- -



WIRING DIAGRAM



TECHNICAL DATA:

1) MATERIALS:

- COUPLING NUT: MACHINED ALUMINUM, ANODIZED
- INSULATION INSERT: THERMOPLASTIC, UL 94/V-0
- CONTACT: GOLD FLASH PLATING OVER COPPER ALLOY
- CABLE RATING: UL LISTED TYPE 1015, CSA CERTIFIED TYPE TEW, FT1 FLAME RATING, 600V, 105°C
- CABLE JACKET MATERIAL: PVC
- CONDUCTOR INSULATION: PVC
- NUMBER OF CONDUCTORS: (4) 16AWG

2) ELECTRICAL DATA:

- CURRENT (MAX): 10A
- VOLTAGE (MAX): 600V AC/DC
- INSULATION RESISTANCE (MIN): 5000M OHMS
- DIELECTRIC TEST VOLTAGE: 2200V

3) MECHANICAL DATA:

- TEMPERATURE RANGE: -20°C TO +105°C
- PROTECTION: IP67 (MATED CONDITION)
- MATING CYCLES: >500
- VIBRATION RESISTANCE PER MIL-STD-202 METHOD 204
- THERMAL SHOCK PER MIL-STD-202 METHOD 207
- 48 HOUR SALT SPRAY PER MIL-STD-202 METHOD 101

- 4) RoHS COMPLIANT
- 5) UL 2238 LISTED ASSEMBLY
- UL FILE NUMBERS: E224856

Risk of Electrical Shock
Do Not Disconnect Under Load.
Risque de chocs electriques
Ne pas debrancher sous tension.

WARNING

TOLERANCE	
0-2.99 M = +100.0/-25.0mm	0-9.99 FT = +4" / -1"
3-8.99 M = +150.0/-25.0mm	10.00-29.99 FT = +6" / -1"
9-14.99 M = +300.0/-25.0mm	30.00-49.99 FT = +12" / -1"
15-OVER M = +450.0/-25.0mm	50 FT-OVER = +18" / -1"

QUANTITY	PART NUMBER	DESCRIPTION	ITEM
MATERIALS LIST			
UNLESS OTHERWISE SPECIFIED 1) All dimensions are in metric(mm). 2) Tolerances are as follows: 1 PL DEC ±0.30 2 PL DEC ±0.15 3 PL DEC ±0.08 3) Note reference =		<p style="text-align: center; font-size: 24pt;">Amphenol</p> <p style="text-align: center;">Sine Systems - www.sineco.com 44724 Morley Drive Clinton Township, MI 48036</p>	
MATERIAL SPECIFICATIONS:		MINIBOSS M22 (7/8"), 4 PIN, Male Receptacle, External threads, 16 AWG, UL1015, PVC Wire	
PROCESS SPECIFICATIONS:		THIS DRAWING IS SUPPLIED FOR INFORMATION ONLY. DESIGN FEATURES, SPECIFICATIONS AND PERFORMANCE DATA SHOWN HEREON ARE THE PROPERTY OF THE AMPHENOL CORPORATION. NO RIGHTS OF REPRODUCTION ARE IMPLIED. ALL DIMENSIONS ARE SUBJECT TO NORMAL MANUFACTURING VARIATIONS.	
NEXT ASSY:		SIZE: C-	REVISION: A1
		SCALE: HALF	DWG NO: MN41PW02M SHEET 1 OF 1

TITLE: 4 PIN MIN. RECEPT. + METERS
 DWG NO: MN41PW02MXXX
 REV: B1
 SH: 1
 OF: 1

4

3

2

1