



Chipsmall Limited consists of a professional team with an average of over 10 year of expertise in the distribution of electronic components. Based in Hongkong, we have already established firm and mutual-benefit business relationships with customers from,Europe,America and south Asia,supplying obsolete and hard-to-find components to meet their specific needs.

With the principle of “Quality Parts,Customers Priority,Honest Operation,and Considerate Service”,our business mainly focus on the distribution of electronic components. Line cards we deal with include Microchip,ALPS,ROHM,Xilinx,Pulse,ON,Everlight and Freescale. Main products comprise IC,Modules,Potentiometer,IC Socket,Relay,Connector.Our parts cover such applications as commercial,industrial, and automotives areas.

We are looking forward to setting up business relationship with you and hope to provide you with the best service and solution. Let us make a better world for our industry!



## Contact us

Tel: +86-755-8981 8866 Fax: +86-755-8427 6832

Email & Skype: info@chipsmall.com Web: www.chipsmall.com

Address: A1208, Overseas Decoration Building, #122 Zhenhua RD., Futian, Shenzhen, China



The Leading Enterprise Internet of Things Solution

## Wireless 0–50 VDC Voltage Meters

### General Description

The ALTA Wireless Voltage Meter measures the voltage between two electrical points. It can be connected to the power and ground of any voltage source and measure within stated accuracy up to 50 VDC. Perfect for measuring battery voltage at specified intervals where sensor data will be wirelessly sent to iMonnit, the online sensor monitoring system.

- Wireless interface for measuring voltage
- Available in multiple voltage ranges. Measures voltage up to 50 VDC

### Principle of Operation

By connecting the leads on the ALTA Wireless Voltage Meter to the positive and ground terminals of a battery, users can measure battery voltage through the iMonnit Online Sensor Monitoring and Notification System. Notifications can be set up through the online system to alert the user when battery levels reach a certain point. The data is also stored in the online system and can be reviewed and exported as a data sheet or graph.


### Example Applications

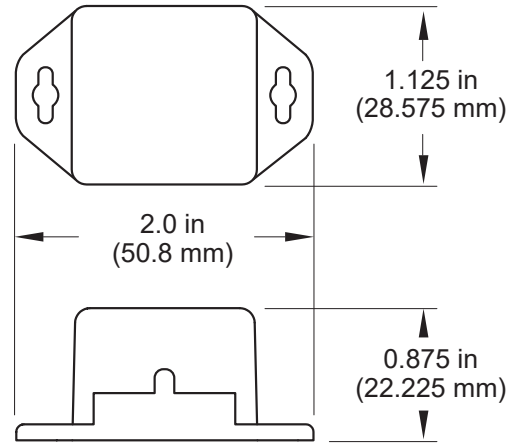
- Car battery monitoring
- Boat and marine battery monitoring
- RV battery monitoring
- ATV/motorcycle battery monitoring
- Lawn mower and utility vehicle battery monitoring
- Many additional applications

### Features of Monnit ALTA Sensors



- Wireless range of 1,200+ feet through 12+ walls \*
  - Frequency-Hopping Spread Spectrum (FHSS)
  - Improved interference immunity
  - Improved power management for longer battery life \*\* (12+ years on AA batteries)
  - Encrypt-RF® Security (Diffie-Hellman Key Exchange + AES-128 CBC for sensor data messages)
  - Onboard data memory stores up to 512 readings per sensor:
    - 10-minute heartbeats = 3.5 days
    - 2-hour heartbeats = 42 days
  - Over-the-air updates (future proof)
  - Free iMonnit basic online wireless sensor monitoring and notification system to configure sensors, view data and set alerts via SMS text and email
- \* Actual range may vary depending on environment.  
 \*\* Battery life is determined by sensor reporting frequency and other variables. Other power options are also available.

### Wireless Range Comparison





## ALTA Commercial Coin Cell Wireless 0–50 VDC Voltage Meter | Technical Specifications

Supply voltage	2.0–3.8 VDC *
Current consumption	0.2 $\mu$ A (sleep mode), 0.7 $\mu$ A (RTC sleep), 570 $\mu$ A (MCU idle), 2.5 mA (MCU active), 5.5 mA (radio RX mode), 22.6 mA (radio TX mode)
Operating temperature range (board circuitry and coin cell)	-7°C to +60°C (20°F to +140°F) **
Optimal battery temperature range (coin cell)	+10°C to +50°C (+50°F to +122°F)
Full-scale voltage	0–50 VDC ***
Absolute maximum voltage	75 VDC ***
Sensor resolution	0.025 VDC
Conversion time	228 $\mu$ s
Accuracy	+/- 3% FS****
User-calibrated accuracy	+/- 1% FS *****
Integrated memory	Up to 512 sensor messages
Wireless range	1,200+ ft non-line-of-sight
Security	Encrypt-RF® (256-bit key exchange and AES-128 CTR)
Weight	0.7 ounces
Certifications	  Industry Canada 900 MHz product; FCC ID: ZTL-G2SC1 and IC: 9794A-G2SC1. 868 and 433 MHz product tested and found to comply with: EN 300 220-2 V3.1.1 (2017-02), EN 300 220-2 V3.1.1 (2017-02) and EN 60950

\* Hardware cannot withstand negative voltage. Please take care when connecting a power device.

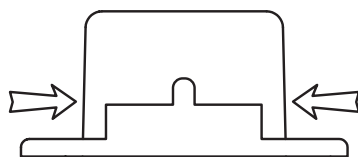
\*\* At temperatures above 100°C, it is possible for the board circuitry to lose programmed memory.

\*\*\* The sensor is capable of measuring above 50 volts but may not meet the specified accuracy above this value.

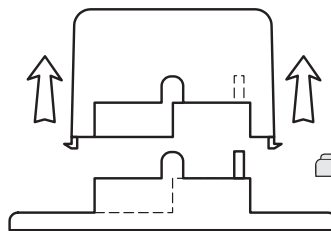
\*\*\*\* Due to diode reverse voltage protection the sensor typically has a -0.3 volt offset between 0 and 5 Volts.

\*\*\*\*\* For best results calibrate at a voltage between 50% and 90 % of the voltage range. If the max application voltage is below 50% of the voltage range (25V) calibrate to the max application voltage instead. It is not recommended to calibrate the sensor below 6 Volts.

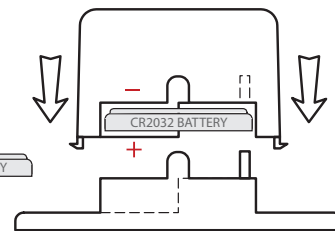
## PinchPower™ Enclosures



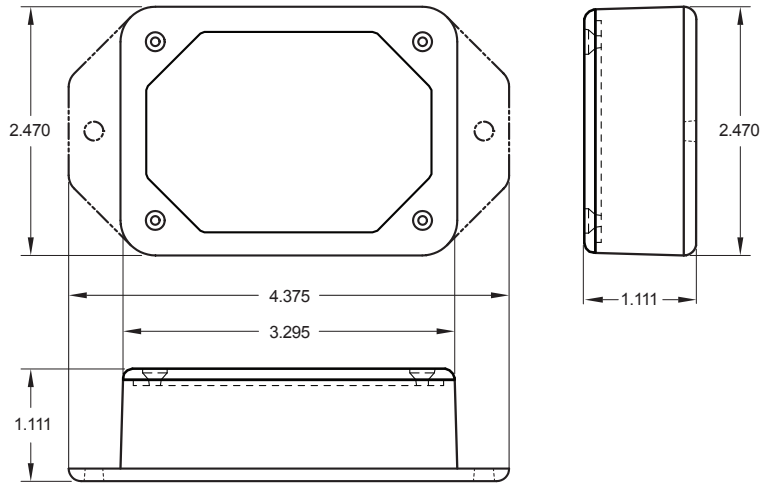
**Pinch**  
(press in on the sides)





**Pull**  
(sensor away from base)



**Press**  
(sensor back into base)



## ALTA Commercial AA Wireless 0–50 VDC Voltage Meter | Technical Specifications

Supply voltage	2.0–3.8 VDC (3.0–3.8 VDC using power supply) *
Current consumption	0.2 $\mu$ A (sleep mode), 0.7 $\mu$ A (RTC sleep), 570 $\mu$ A (MCU idle), 2.5 mA (MCU active), 5.5 mA (radio RX mode), 22.6 mA (radio TX mode)
Operating temperature range (board circuitry and batteries)	-18°C to 55°C (0°F to 130°F) using alkaline -40°C to 85°C (-40°F to 185°F) using lithium **
Optimal battery temperature range (AA)	+10°C to +50°C (+50°F to +122°F)
Full-scale voltage	0–50 VDC ***
Absolute maximum voltage	75 VDC ***
Sensor resolution	0.025 VDC
Conversion time	228 $\mu$ s
Accuracy	+/- 3% FS****
User-calibrated accuracy	+/- 1% FS*****
Integrated memory	Up to 512 sensor messages
Wireless range	1,200+ ft non-line-of-sight
Security	Encrypt-RF® (256-bit key exchange and AES-128 CTR)
Weight	3.7 ounces
Certifications	<div style="display: flex; align-items: center; gap: 10px;">   <span>Industry Canada</span> </div> 900 MHz product; FCC ID: ZTL-G2SC1 and IC: 9794A-G2SC1. 868 and 433 MHz product tested and found to comply with: EN 300 220-2 V3.1.1 (2017-02), EN 300 220-2 V3.1.1 (2017-02) and EN 60950

\* Hardware cannot withstand negative voltage. Please take care when connecting a power device.

\*\* At temperatures above 100°C, it is possible for the board circuitry to lose programmed memory.

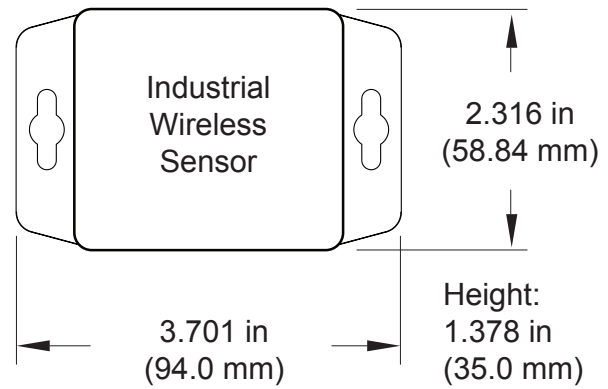
\*\*\* The sensor is capable of measuring above 50 volts but may not meet the specified accuracy above this value.

\*\*\*\* Due to diode reverse voltage protection the sensor typically has a -0.3 volt offset between 0 and 5 Volts.



\*\*\*\*\* For best results calibrate at a voltage between 50% and 90 % of the voltage range. If the max application voltage is below 50% of the voltage range (25V) calibrate to the max application voltage instead. It is not recommended to calibrate the sensor below 6 Volts.

## Power Options

The standard version of this sensor is powered by two replaceable 1.5 V AA sized batteries (included with purchase). This sensor is also available with a line power option. The line powered version of this sensor has a barrel power connector allowing it to be powered by a standard 3.0–3.6 V power supply. The line powered version also uses two standard 1.5 V AA batteries as backup for uninterrupted operation in the event of line power outage. Power options must be selected at time of purchase, as the internal hardware of the sensor must be changed to support the selected power requirements.



## ALTA Industrial Wireless 0–50 VDC Voltage Meter | Technical Specifications

Supply voltage	2.0–3.8 VDC (3.0–3.8 VDC using power supply) *	
Current consumption	0.2 $\mu$ A (sleep mode), 0.7 $\mu$ A (RTC sleep), 570 $\mu$ A (MCU idle), 2.5 mA (MCU active), 5.5 mA (radio RX mode), 22.6 mA (radio TX mode)	
Operating temperature range (board circuitry and battery)	-40°C to +85°C (-40°F to +185°F) **	
Included battery	Max temperature range	-40° to +85°C (-40° to +185°F)
	Capacity	1800 mAh
Optional solar feature	Solar panel	5VDC/30mA (53mm x 30mm)
	Charging temperature range	0° to 45°C (32° to 113°F)
	Max temperature range	-20° to 60°C (-4° to 140°F)
	Included rechargeable battery	600 mAh/>2000 charge cycles (80% of initial capacity)
	Solar efficiency	Optimized for high and low-light operation ***
Full-scale voltage	0–50 VDC ****	
Absolute maximum voltage	75 VDC ****	
Sensor resolution	0.025 VDC	
Conversion time	228 $\mu$ s	
Accuracy	+/- 3% FS*****	
User-calibrated accuracy	+/- 1% FS *****	
Integrated memory	Up to 512 sensor messages	
Wireless range	1,200+ ft non-line-of-sight	
Security	Encrypt-RF® (256-bit key exchange and AES-128 CTR)	
Weight	4.7 ounces	
Enclosure rating	NEMA 1, 2, 4, 4x, 12 and 13 rated, sealed and weather proof	
UL rating	UL Listed to UL508-4x specifications (File E194432)	
Certifications	 	900 MHz product; FCC ID: ZTL-G2SC1 and IC: 9794A-G2SC1. 868 and 433 MHz product tested and found to comply with: EN 300 220-2 V3.1.1 (2017-02), EN 300 220-2 V3.1.1 (2017-02) and EN 60950

\* Hardware cannot withstand negative voltage. Please take care when connecting a power device.

\*\* At temperatures above 100°C, it is possible for the board circuitry to lose programmed memory.

\*\*\* Light present 25% of day yields 125% of operating power to support 10-minute heartbeats.

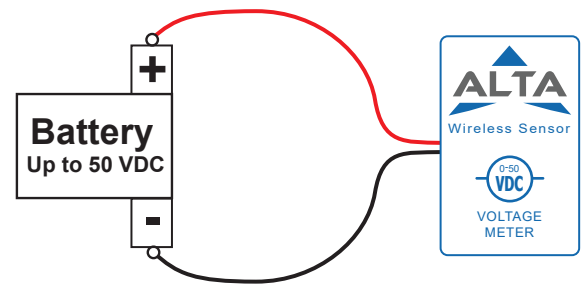
\*\*\*\* The sensor is capable of measuring above 50 volts but may not meet the specified accuracy above this value.

\*\*\*\*\* Due to diode reverse voltage protection the sensor typically has a -0.3 volt offset between 0 and 5 Volts.

\*\*\*\*\* For best results calibrate at a voltage between 50% and 90 % of the voltage range. If the max application voltage is below 50% of the voltage range (25V) calibrate to the max application voltage instead. It is not recommended to calibrate the sensor below 6 Volts.

## Proper Installation

If the sensor is not connected to the battery (power source) properly, it will appear that the sensor is broken. Please follow this wiring diagram to ensure proper performance and detection.



## Commercial Grade Sensors

Monnit commercial grade sensors are designed for applications in ordinary environments (normal room temperature, humidity and atmospheric pressure). Do not use these sensors under the following conditions as these factors can deteriorate the product characteristics and cause failures and burnout.

- Corrosive gas or deoxidizing gas: chlorine gas, hydrogen sulfide gas, ammonia gas, sulfuric acid gas, nitric oxides gas, etc.
- Volatile or flammable gas
- Dusty conditions
- Low-pressure or high-pressure environments
- Wet or excessively humid locations
- Places with salt water, oils chemical liquids or organic solvents
- Where there are excessively strong vibrations
- Other places where similar hazardous conditions exist

Use these products within the specified temperature range. Higher temperature may cause deterioration of the characteristics or the material quality.

## Industrial Grade Sensors | Type 1, 2, 4, 4X, 12 and 13 NEMA Rated Enclosure

Monnit's Industrial sensors are enclosed in reliable, weatherproof NEMA-rated enclosures. Our NEMA-rated enclosures are constructed for both indoor or outdoor use and protect the sensor circuitry against the ingress of solid foreign objects like dust as well as the damaging effects of water (rain, sleet, snow, splashing water, and hose-directed water).

- Safe from falling dirt
- Protects against wind-blown dust
- Protects against rain, sleet, snow, splashing water, and hose-directed water
- Increased level of corrosion resistance
- Will remain undamaged by ice formation on the enclosure

**MONNIT**<sup>®</sup>

For more information about our products or to place an order, please contact our sales department at 801-561-5555.

Visit us on the web at [www.monnit.com](http://www.monnit.com).

Monnit Corporation  
3400 South West Temple  
Salt Lake City, UT 84115  
801-561-5555  
[www.monnit.com](http://www.monnit.com)