



Chipsmall Limited consists of a professional team with an average of over 10 year of expertise in the distribution of electronic components. Based in Hongkong, we have already established firm and mutual-benefit business relationships with customers from,Europe,America and south Asia,supplying obsolete and hard-to-find components to meet their specific needs.

With the principle of “Quality Parts,Customers Priority,Honest Operation,and Considerate Service”,our business mainly focus on the distribution of electronic components. Line cards we deal with include Microchip,ALPS,ROHM,Xilinx,Pulse,ON,Everlight and Freescale. Main products comprise IC,Modules,Potentiometer,IC Socket,Relay,Connector.Our parts cover such applications as commercial,industrial, and automotives areas.

We are looking forward to setting up business relationship with you and hope to provide you with the best service and solution. Let us make a better world for our industry!



Contact us

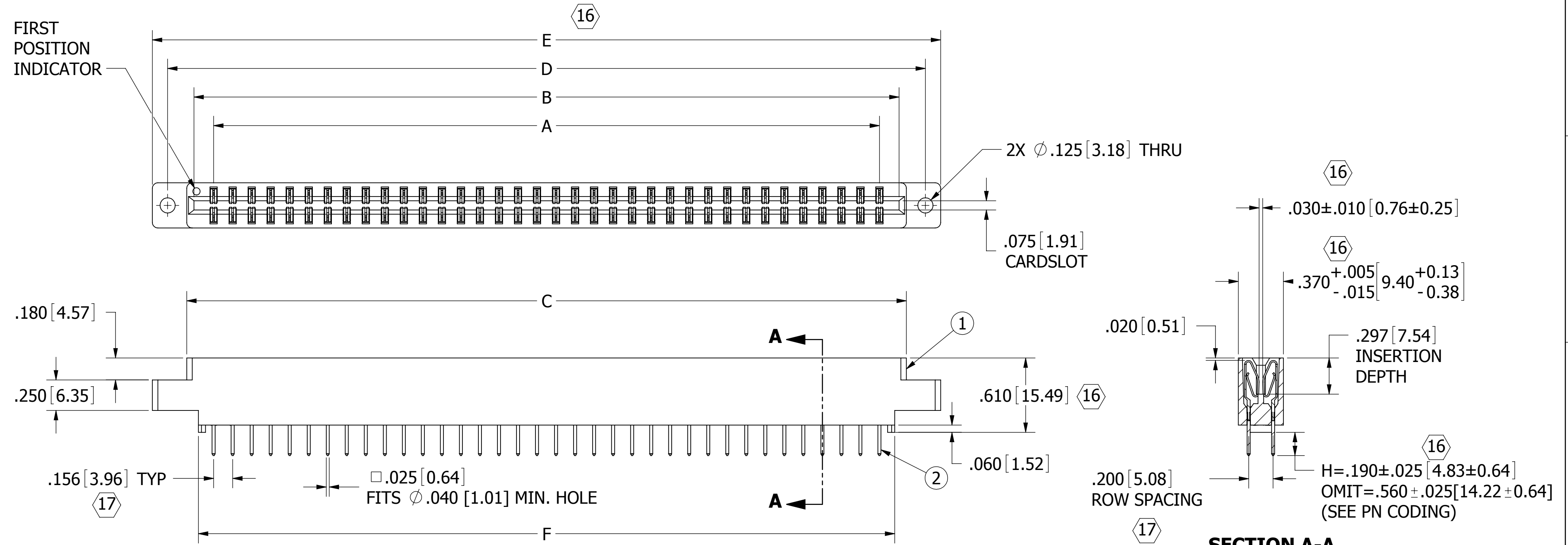
Tel: +86-755-8981 8866 Fax: +86-755-8427 6832

Email & Skype: info@chipsmall.com Web: www.chipsmall.com

Address: A1208, Overseas Decoration Building, #122 Zhenhua RD., Futian, Shenzhen, China

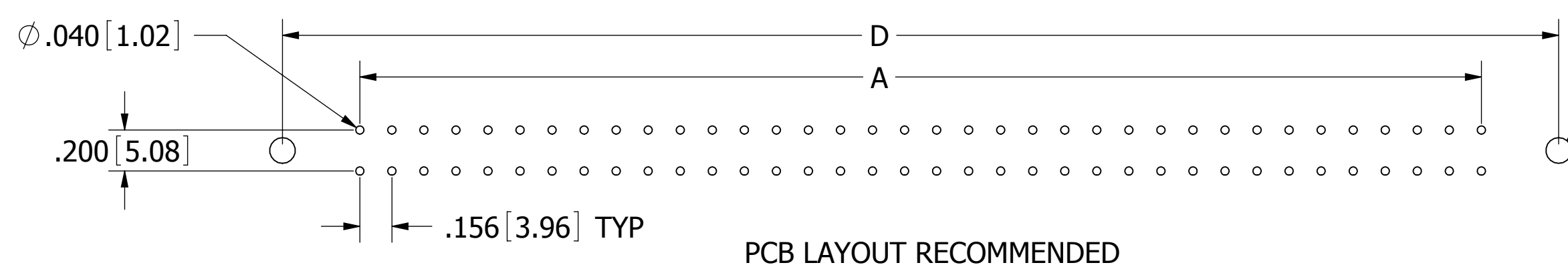


REVISIONS				
REV.	ECO. NO	DESCRIPTION	DATE	BY
A	2472	INITIAL RELEASE	10/11/2011	JH



MP _ - 156- -DW-5H _ Z (REF: _ M _ DRSH)
 MP _ - 156- -DW-5 _ Z (REF: _ M _ DRMH)

SECTION A-A
 SCALE 2 : 1.25



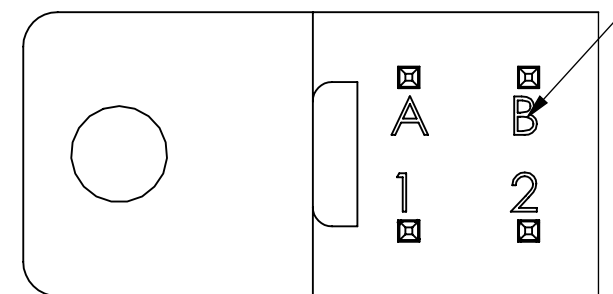
$2X \phi .125 [3.18]$
 FOR MOUNTING STYLE 1, 2, 5 OR 6

CONTACT MARKINGS
 (LETTERS G, I, O & Q NOT USED)

SIZES 06-25 & 30
 1 2 ... 23 24 ... 29 30
 A B ... A B ... H J


SIZES 28 & 31
 1 2 ... 23 24 ... 30 31
 A B ... A B ... J K

SIZES 36 - 43
 A B ... A B ... X Y
 1 2 ... 23 24 ... 42 43



REF: _ M _ DRS _ (OMIT, S38, S81, S328)
 _ M _ DRM _ (OMIT, S38, S81, S328)

- NOTES:
- INSULATOR MATERIAL: SEE PART NUMBER CODING.
 - CONTACT MATERIAL: SEE PART NUMBER CODING.
 - PLATING: SEE PART NUMBER CODING.
 - OPERATING TEMPERATURE: SEE PART NUMBER CODING.
 - PROCESSING TEMP: SEE PART NUMBER CODING.
 - UL FLAMMABILITY RATING: 94V-0
 - DIELECTRIC WITHSTANDING VOLTAGE: 950 VAC MINIMUM AT SEA LEVEL
 - CURRENT RATING: 3 AMPS PER CONTACT
 - CONTACT RESISTANCE: 30 MILLI OHMS MAX
 - INSULATION RESISTANCE: 5000 MEGA OHMS
 - DURABILITY: 500 CYCLES MIN
 - CONNECTOR IDENTIFICATION: THE PART SHALL BE MARKED WITH A PART NUMBER AND LOT CODE
 - BOARD THICKNESS ACCOMMODATED: $.062 \pm .008 [1.57 \pm 0.20]$
 - INSERTION FORCE: 8 OZ MAX PER CONTACT PAIR WHEN USING A $.062 [1.57]$ TEST BLADE
 - WITHDRAWAL FORCE: 1 OZ MIN PER CONTACT PAIR USING $.062 [1.57]$ PCB
- (16) UNLESS OTHERWISE SPECIFIED INSPECTION VALIDATION REQUIRED
- (17) INSPECTION VALIDATION REQUIRED. FIT CHECK ROW SPACING AND PITCH USING SULLINS INSPECTION BOARD. MUST FIT FREELY WITHOUT FORCE
18. MODIFICATION: SEE PART NUMBER CODING.

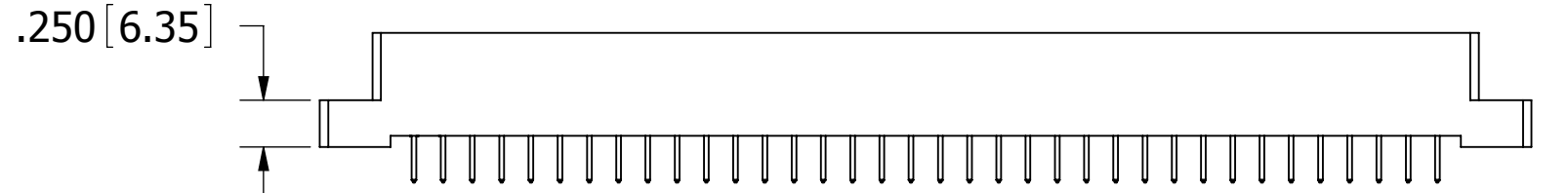
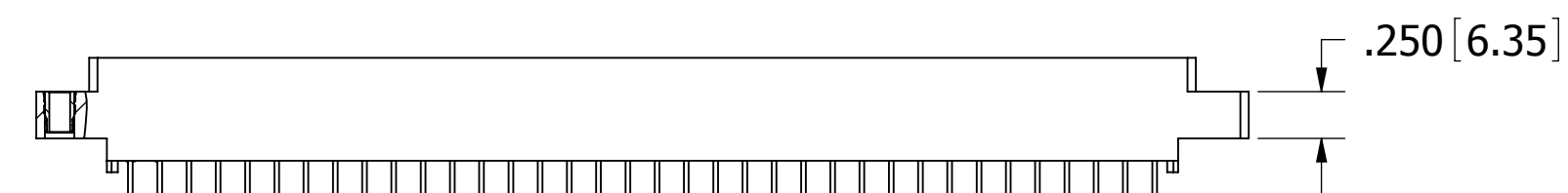
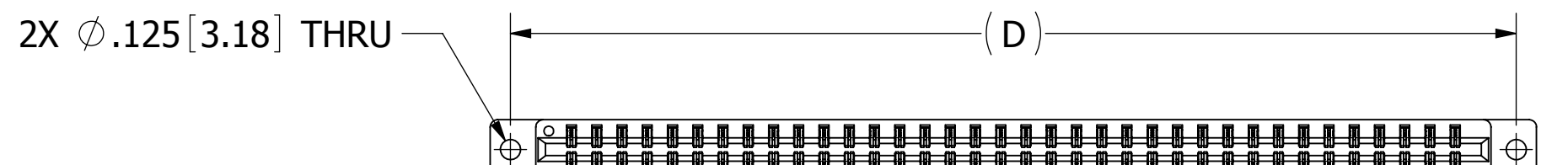
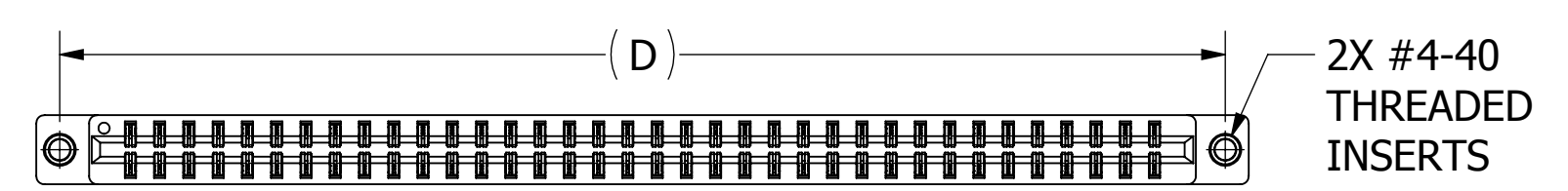


RoHS COMPLIANT

ITEM	PART NO	DESCRIPTION	DWG NO	QTY
2	_ M -DRS, DRM	CONTACT PIN	10030	A/R
1	M _ M _ (-A _)	.156 CC, HIGH PROFILE BODY	10020	1

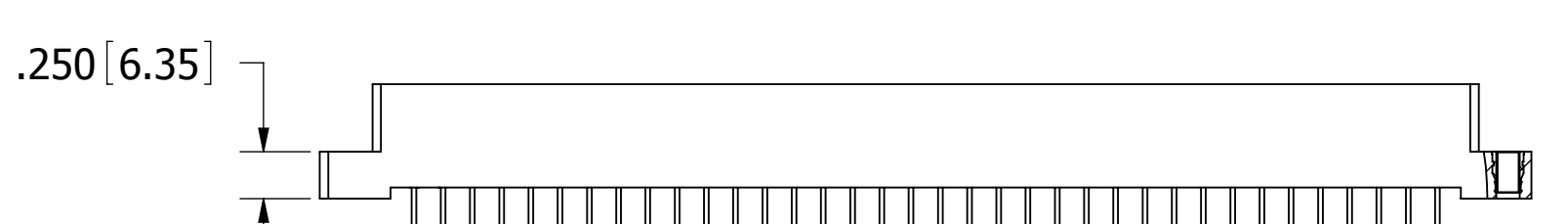
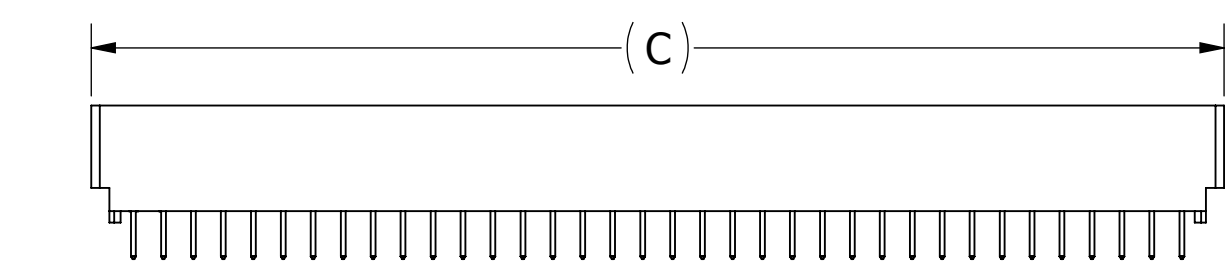
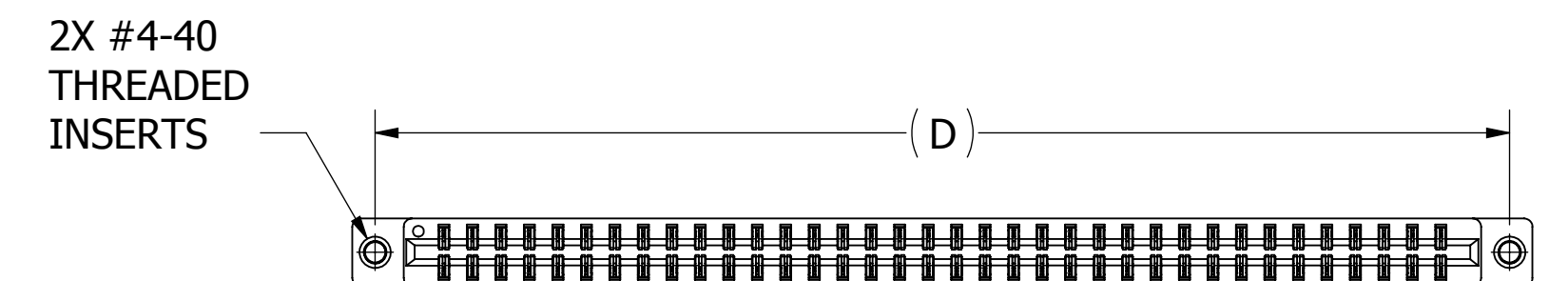
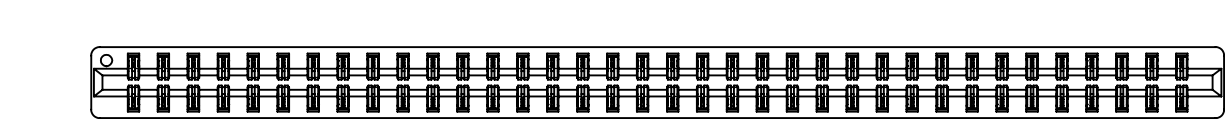
BILL OF MATERIALS

UNLESS OTHERWISE SPECIFIED: DIMENSIONS ARE IN INCHES [MM]	DRAWN	DATE	NAME		
		10/11/2011	JH		
TOLERANCES: ANGULAR: $\pm 30'$ $.XX \pm .02 [.5]$ $.XXX \pm .005 [.13]$ $.XXXX \pm .0005 [.013]$	THE INFORMATION HEREIN CONTAINS PROPRIETARY INFORMATION OF SULLINS ELECTRONICS AND IS NOT TO BE REPRODUCED, USED OR DISCLOSED TO OTHERS FOR ANY PURPOSE EXCEPT AS SPECIFICALLY AUTHORIZED IN WRITING BY AN OFFICER OF SULLINS ELECTRONICS.			TITLE	
	INTERPRET DIMENSIONS AND TOLERANCING PER: ASME Y14.5M-2009			EDGE CARD, .156 CC, HP	
PART NUMBER		SIZE	CAGE CODE	DWG. NO.	REV
MP _ - 156- -DW- (H) _ (Z) _		C	54453	11894	A
SCALE: 2:1.25			SHEET 1 OF 3		




MP _ - 156- -DW-6H _ Z_ (REF: _ M _ DRSI)
 MP _ - 156- -DW-6 _ Z_ (REF: _ M _ DRMI)

MP _ - 156- -DW-1H _ (Z)_ (REF: _ M _ DRSD)
 MP _ - 156- -DW-1 _ (Z)_ (REF: _ M _ DRMD)



MP _ - 156- -DW-4H _ Z_ (REF: _ M _ DRSN)
 MP _ - 156- -DW-4 _ Z_ (REF: _ M _ DRMN)

MP _ - 156- -DW-2H _ (Z)_ (REF: _ M _ DRST)
 MP _ - 156- -DW-2 _ (Z)_ (REF: _ M _ DRMT)



RoHS COMPLIANT

UNLESS OTHERWISE SPECIFIED: DIMENSIONS ARE IN INCHES [MM]	DRAWN	DATE	NAME	
		10/11/2011	JH	
TOLERANCES: ANGULAR: ± 30' .XX=± .02 [.5] .XXX=± .005 [.13] .XXXX=± .0005 [.013]	<small>THE INFORMATION HEREIN CONTAINS PROPRIETARY INFORMATION OF SULLINS ELECTRONICS AND IS NOT TO BE REPRODUCED, USED OR DISCLOSED TO OTHERS FOR ANY PURPOSE EXCEPT AS SPECIFICALLY AUTHORIZED IN WRITING BY AN OFFICER OF SULLINS ELECTRONICS.</small>			TITLE
	INTERPRET DIMENSIONS AND TOLERANCING PER: ASME Y14.5M-2009			EDGE CARD, .156 CC, HP
	PART NUMBER			REV
	MP _ - 156- -DW- _ (H) _ _ (Z)_			A
	SIZE	CAGE CODE	DWG. NO.	
	C	54453	11894	
	SCALE: 1:1			SHEET 2 OF 3

PART NUMBER	NO. OF POS.	DIMENSIONS											
		A ±.008[0.20]		B ±.008[0.20]		C ±.015[0.38]		D ±.010[0.38]		E ±.020[0.51]		F ±.015[0.38]	
		IN	MM	IN	MM	IN	MM	IN	MM	IN	MM	IN	MM
MP - 156-06-DW- (H) Z	6	0.780	19.81	1.102	27.99	1.221	31.01	1.534	38.96	1.784	45.31	1.030	26.16
MP - 156-08-DW- (H) Z	8	1.092	27.74	1.414	35.92	1.533	38.94	1.846	46.89	2.096	53.24	1.342	34.09
MP - 156-10-DW- (H) Z	10	1.404	35.66	1.726	43.84	1.845	46.86	2.158	54.81	2.408	61.16	1.654	42.01
MP - 156-12-DW- (H) Z	12	1.716	43.59	2.038	51.77	2.157	54.79	2.470	62.74	2.720	69.09	1.966	49.94
MP - 156-15-DW- (H) Z	15	2.184	55.47	2.506	63.65	2.625	66.68	2.938	74.63	3.188	80.98	2.434	61.82
MP - 156-18-DW- (H) Z	18	2.652	67.36	2.974	75.54	3.093	78.56	3.406	86.51	3.656	92.86	2.902	73.71
MP - 156-20-DW- (H) Z	20	2.964	75.29	3.286	83.46	3.405	86.49	3.718	94.44	3.968	100.79	3.214	81.64
MP - 156-22-DW- (H) Z	22	3.276	83.21	3.598	91.39	3.717	94.41	4.030	102.36	4.280	108.71	3.526	89.56
MP - 156-24-DW- (H) Z	24	3.588	91.14	3.910	99.31	4.029	102.34	4.342	110.29	4.592	116.64	3.838	97.49
MP - 156-25-DW- (H) Z	25	3.744	95.10	4.066	103.28	4.185	106.30	4.498	114.25	4.748	120.60	3.994	101.45
MP - 156-28-DW- (H) Z	28	4.212	106.98	4.534	115.16	4.653	118.19	4.966	126.14	5.216	132.49	4.462	113.33
MP - 156-30-DW- (H) Z	30	4.524	114.91	4.846	123.09	4.965	126.11	5.278	134.06	5.528	140.41	4.774	121.26
MP - 156-31-DW- (H) Z	31	4.680	118.87	5.002	127.05	5.121	130.07	5.434	138.02	5.684	144.37	4.930	125.22
MP - 156-36-DW- (H) Z	36	5.460	138.68	5.782	146.86	5.901	149.89	6.214	157.84	6.464	164.19	5.710	145.03
MP - 156-40-DW- (H) Z	40	6.084	154.53	6.406	162.71	6.525	165.74	6.838	173.69	7.088	180.04	6.334	160.88
MP - 156-43-DW- (H) Z	43	6.552	166.42	6.874	174.60	6.993	177.62	7.306	185.57	7.556	191.92	6.802	172.77

PART NUMBER CODING

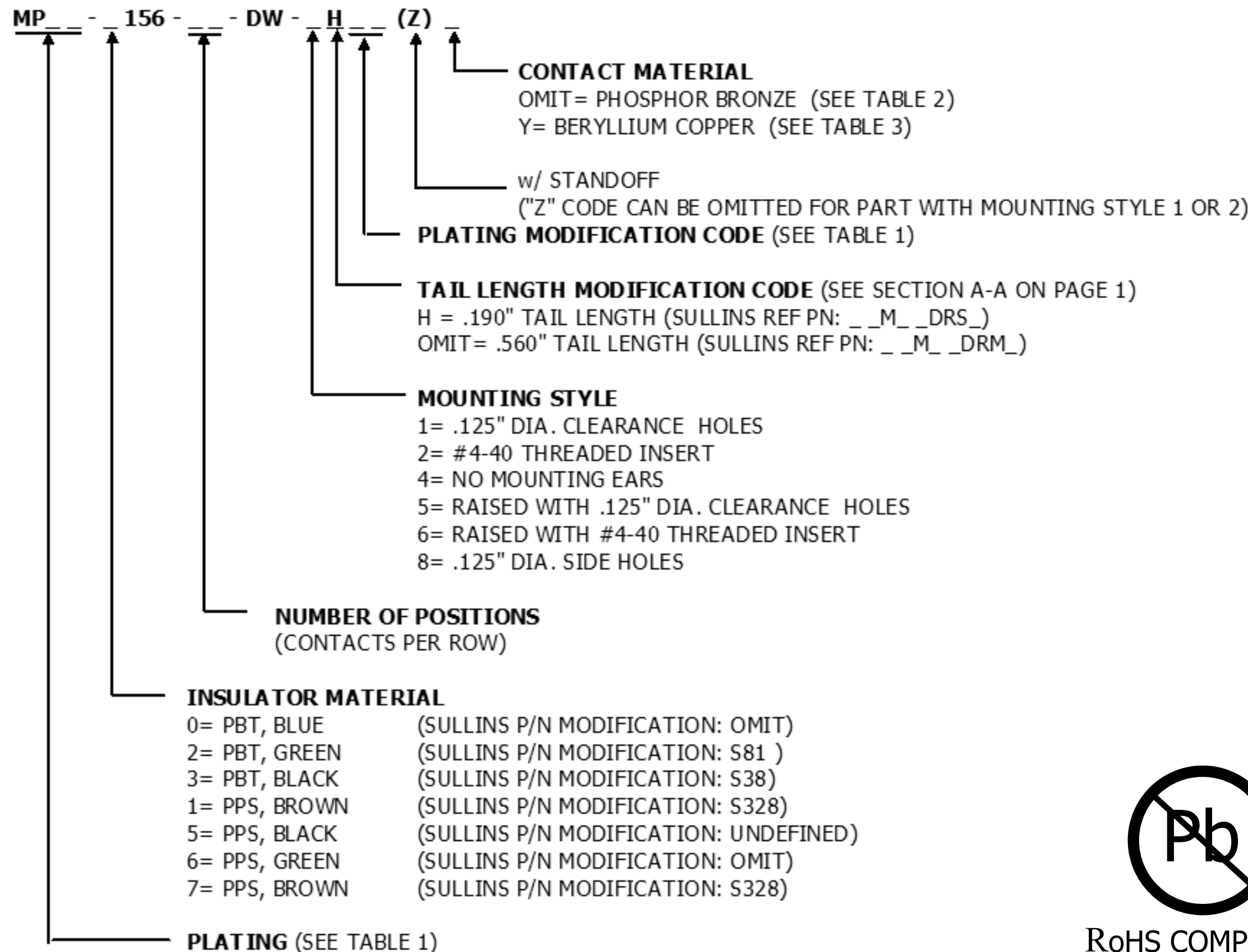


TABLE 1 (PLATING):

ALL PLATINGS HAVE .000050" NICKEL UNDERPLATE


	CONTACT SURFACE	TERMINATION	PLATING MODIFICATION CODE	SULLINS PLATING (REF)
MP	.000010" GOLD OVERALL		OMIT	S
	.000030" GOLD	.000010" GOLD OVERALL	G	M
MPSL	.000010" GOLD	.000100" PURE TIN, MATTE	K	B
	.000030" GOLD	.000100" PURE TIN, MATTE	GK	C
MPL	.000100" PURE TIN, MATTE OVERALL		K	E

TABLE 2 (PHOSPHOR BRONZE CONTACTS):

INSULATOR MATERIAL CODE	OPERATING TEMPERATURE	PROCESSING TEMPERATURE	SULLINS MATERIAL CODE
0, 2, 3	-65°C TO +125°C	260°C FOR 10 SEC MAX (230°C, 30 SEC)	E
1, 5, 6, 7	-65°C TO +125°C	260°C FOR 120 SEC MAX	R

TABLE 3 (BERYLLIUM COPPER CONTACTS):

INSULATOR MATERIAL CODE	OPERATING TEMPERATURE	PROCESSING TEMPERATURE	SULLINS MATERIAL CODE
0, 2, 3	-65°C TO +125°C	260°C FOR 10 SEC MAX (230°C, 30 SEC)	H
1, 5, 6, 7	-65°C TO +150°C	260°C FOR 120 SEC MAX	A



RoHS COMPLIANT

UNLESS OTHERWISE SPECIFIED: DIMENSIONS ARE IN INCHES [MM]	DRAWN	DATE	NAME	
		10/11/2011	JH	
TOLERANCES: ANGULAR: ± 30' .XX=± .02 [.5] .XXX=± .005 [.13] .XXXX=± .0005 [.013]	THE INFORMATION HEREIN CONTAINS PROPRIETARY INFORMATION OF SULLINS ELECTRONICS AND IS NOT TO BE REPRODUCED, USED OR DISCLOSED TO OTHERS FOR ANY PURPOSE EXCEPT AS SPECIFICALLY AUTHORIZED IN WRITING BY AN OFFICER OF SULLINS ELECTRONICS.			TITLE
	INTERPRET DIMENSIONS AND TOLERANCING PER: ASME Y14.5M-2009			
PART NUMBER				REV
MP - 156 - DW - (H) (Z)				A
SIZE	CAGE CODE	DWG. NO.	SCALE: 2:1	
C	54453	11894	SHEET 3 OF 3	