



Chipsmall Limited consists of a professional team with an average of over 10 year of expertise in the distribution of electronic components. Based in Hongkong, we have already established firm and mutual-benefit business relationships with customers from,Europe,America and south Asia,supplying obsolete and hard-to-find components to meet their specific needs.

With the principle of “Quality Parts,Customers Priority,Honest Operation,and Considerate Service”,our business mainly focus on the distribution of electronic components. Line cards we deal with include Microchip,ALPS,ROHM,Xilinx,Pulse,ON,Everlight and Freescale. Main products comprise IC,Modules,Potentiometer,IC Socket,Relay,Connector.Our parts cover such applications as commercial,industrial, and automotives areas.

We are looking forward to setting up business relationship with you and hope to provide you with the best service and solution. Let us make a better world for our industry!



## Contact us

Tel: +86-755-8981 8866 Fax: +86-755-8427 6832

Email & Skype: info@chipsmall.com Web: www.chipsmall.com

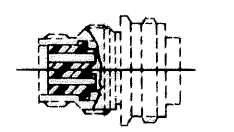
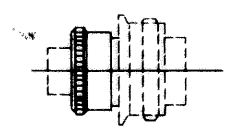
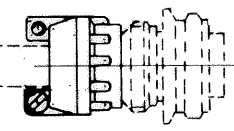
Address: A1208, Overseas Decoration Building, #122 Zhenhua RD., Futian, Shenzhen, China

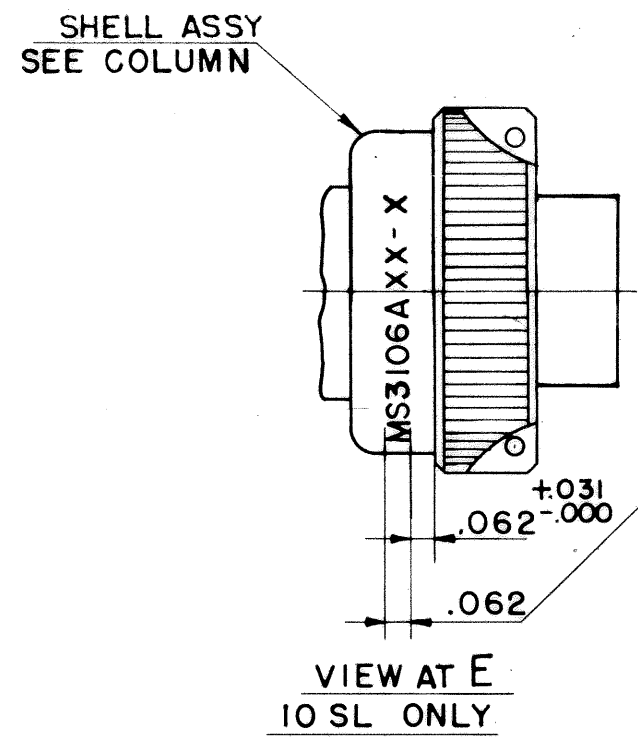




REL	WAS	DATE	D'MAN	APPD.
32508-157				
1 33780-57	ADD. NOTE II & DATA.	1-21-58	MOORE	
2 35826-4	RELOC & REV C DIM AND .000 +.016 -.047	8-30-59	BARTKOW	
A1 36200 -27	.188(16M), .250(12) & .500(4) (SOLDER WELL DEPTH); REM SOLDER WELL DATA FOR 16	2-11-60	MARKOWSKI	
A 36525 -325	REM PD COL (A & V THD) REV. NOTE 3, Q DIA COL, ADD NOTE 12	3-17-60	MARKOWSKI	
A3 36525 -448	ADDED NOTE 13, REV NOTE 12	7-5-60	PAWLICK	
A4 42525 -45	MIL-C-5015C (NOTE 1)	10-2-63	MILLAR	
A5 51175 -1	REM NOTE II, REVISION LETTER (C) (3 PLCS)	11-7-69	RANDALL	
A 53249 -14	ADD. 9-3895 (PRO SPEC) REV STAMPING NOTE	1-6-72	RANDALL	
B 76208 -1	(CL II) REV MS COL	4/30/85	BOWKER	

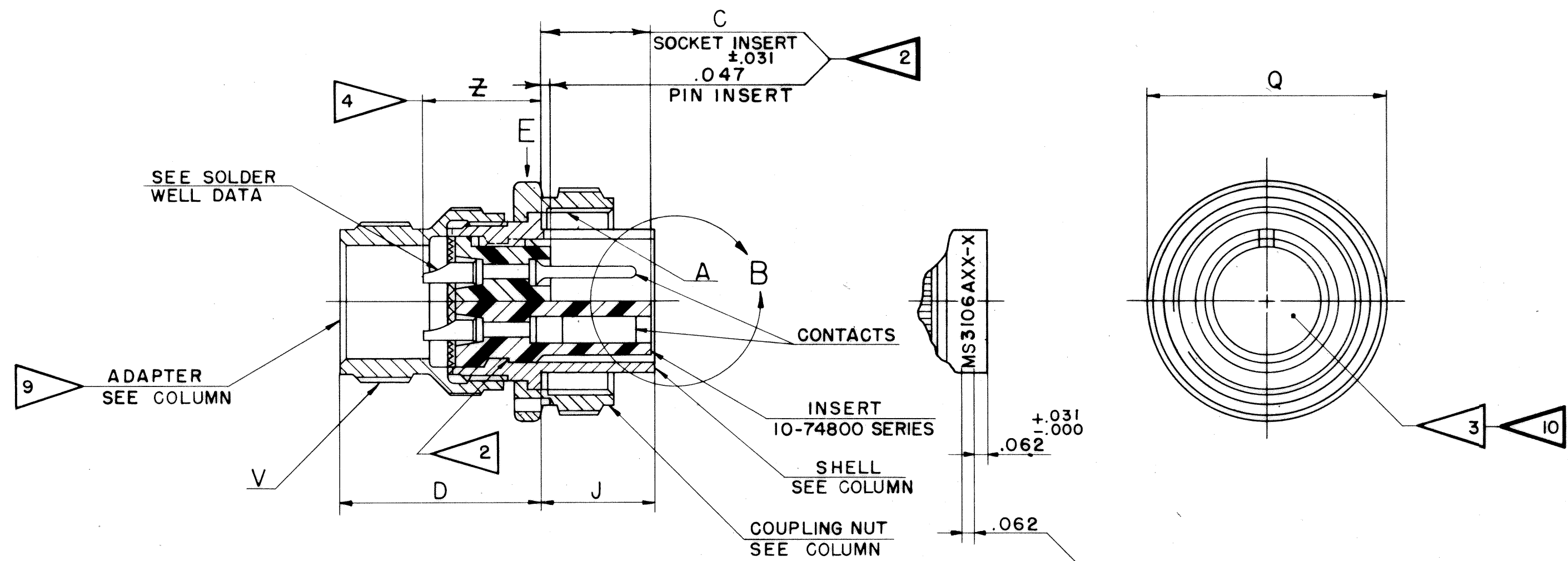
ACCESSORIES  
(NOT PART OF STANDARD ASSEMBLY)

 GROMMET 10-40800 SERIES	 GROMMET RETAINING NUT SEE TABLE
 CABLE CLAMP 10-35900-XX3 SERIES	



STAMP PER 9-2811  
EXAMPLE:  
MS3106A10SL-3S BENDIX-7139

NUT MUST TURN FREELY  
AFTER STAMPING



STAMP PER 9-2811  
MS NO., "BENDIX" & DATE CODE (9-3895)  
OPPOSITE KEYWAY  
EXAMPLE:  
MS3106A20-12S BENDIX -7139

FOR SUFFIX OTHER THAN "P" OR "S",  
STAMP PER 9-2437  
(SUFFIX OF MS NO. ONLY)  
EXAMPLE:  
MS3106A20-12SX BENDIX -7139

10-168608 THRU  
10-168640

USE OF THIS DOCUMENT IS UNLIMITED. DOCUMENTS REFERENCED HEREON CONTAIN LIMITED RIGHTS DATA.

CONTACT SIZE	0	4	8	12	16M
WELL DIA	.469 <sup>+0.005</sup> <sub>-.003</sub>	.332 <sup>+0.005</sup> <sub>-.003</sub>	.209 <sup>+0.004</sup> <sub>-.002</sub>	.116 <sup>+0.004</sup> <sub>-.002</sub>	.078 <sup>+0.004</sup> <sub>-.002</sub>
WELL DEPTH ±.031 .000	.625	.625	.500	.375	.250


MATERIAL SPEC.	PROCESS SPEC. SEE SHEET 2	<b>SCINTILLA MAGNETO DIVISION</b> BENDIX AVIATION CORPORATION SYDNEY, N. Y., U.S.A.				TOLERANCES UNLESS OTHERWISE SPECIFIED			
HEAT TREAT SPEC.	FINISH SPEC.	NAME CONNECTOR, ELECTRICAL PLUG, TYPE C ( ) MC				FRACTIONS ± ~		ANGLES ± ~	
		D'MAN A S MEYER				DECIMALS ±.010		CONCENTRICITY FIR	
		CHECKER BRUNIC				SURFACE FINISH MICRO-INCHES RMS VALUE MAX		WEIGHT-LBS SEE PARTS LIST	
		MATERIAL 4-24-57				NEXT ASSEMBLY		SUPERSEDES	
		STDS 5-10-57				SUPERSEDED BY		AND IS NOT INTERFERED BY	
		CH. D'MAN APPROVED 5-10-57				SCALE NONE		10-168608 THRU 10-168640	
		TOOL ACC.				COM. REC. 22563-4		10-68608/40	

SEE SHEET 2.  
NOTES: REF SYMBOL

REL	32500-157	WAS	DATE	D'MAN	APPD.
1	33750-57	SEE SHEET I	1-21-58	MOORE	<i>[Signature]</i>
2	35826-4	SEE SHEET I	8-30-59	BARTKOW	<i>[Signature]</i>
A1	36200-27	SEE SHEET I	2-11-60	MAKOWSKI	<i>[Signature]</i>
A2	36525-325	SEE SHEET I	3-17-60	MAKOWSKI	<i>[Signature]</i>
A3	36525-448	SEE SHEET I	7-5-60	PAWLICK	<i>[Signature]</i>
A4	42525-45	SEE SHEET I	10-26-63	MALLAR	<i>[Signature]</i>
A5		SEE SHEET I FOR ALL CHANGES			
A6					
B					

ASSEMBLY NO.	MS NO.	DIMENSIONS								DETAILS			ACCESSORY
		A THREAD CLASS 2B	C +.047 -.000	D	J ±.005	Q DIA MAX	V THREAD (PLATED) CLASS 2A	Z ±.045	SHELL	COUPLING NUT	ADAPTER	GROMMET RETAINING NUT	
10-168608 -	3106 A 8S -	.5000-28 UNEF	.531	.859 ±.030	.531	.741	.5000-28 UNEF	.562	10-37266 - 8	10-37265 - 8	10-37267 - 8	10-37269 - 8	
10-168610 -	10S -	.6250-24 NEF	.531	.937 ±.030	.531	.869	.5000-28 UNEF		10-37266-10	10-37265 -10	-10	-10	
10-168611 -	10SL -	.6250-24 NEF	.531	.937 ±.025	.531	.946	.6250-24 NEF		10-113488-11 (SHELL ASSY)		-12	-12	
10-168612 -	12S -	.7500-20 UNEF	.531	.937 ±.030	.531	.995			10-37266-12	10-37265 -12	-12	-12	
10-168613 -	12 -	.7500-20 UNEF	.719	1.124 ±.030	.719	.995		.812	-13	-13	-13	-13	
10-168614 -	14S -	.8750-20 UNEF	.531	.937 ±.030	.531	1.123	.7500-20 UNEF	.562	-14	-14	-14	-14	
10-168615 -	14 -	.8750-20 UNEF	.719	1.124 ±.030	.719	1.123	.7500-20 UNEF	.812	-15	-15	-15	-15	
10-168616 -	16S -	1.0000-20 UNEF	.531	.937 ±.030	.531	1.250	.8750-20 UNEF	.562	-16	-16	-16	-16	
10-168617 -	16 -	1.0000-20 UNEF	.719	1.124 ±.030	.719	1.250	.8750-20 UNEF	.812	-17	-17	-17	-17	
10-168618 -	18 -	1.1250-18 NEF		1.219 ±.030		1.333	1.0000-20 UNEF		-18	-18	-18	-18	
10-168620 -	20 -	1.2500-18 NEF		1.125 ±.030		1.461	1.1875-18 NEF		-20	-20	-20	-20	
10-168622 -	22 -	1.3750-18 NEF		1.219 ±.030		1.588	1.1875-18 NEF		-22	-22	-22	-22	
10-168624 -	24 -	1.5000-18 NEF		1.251 ±.030		1.715	1.4375-18 NEF		-24	-24	-24	-24	
10-168628 -	28 -	1.7500-18 NS		1.470 ±.030		1.968	1.4375-18 NEF		-28	-28	-28	-28	
10-168632 -	32 -	2.0000-18 NS		1.439 ±.030		2.209	1.7500-18 NS		-32	-32	-32	-32	
10-168636 -	36 -	2.2500-16 UN		1.500 ±.030		2.463	2.0000-18 NS		-36	-36	-36	-36	
10-168640 -	40 -	2.5000-16 UN		1.469 ±.030		2.718	2.2500-16 UN		-40	-40	-40	-40	

10-168608 THRU  
10-168640



1. THE UNITS ILLUSTRATED MEET THE REQUIREME OF MS3016A, PER SPEC MIL-C-5015(D).
2. DIMENSIONS MUST BE MAINTAINED WHEN INSERTS ARE PRESSED FIRMLY AGAINST INDICATED SHOULDER.
3. FOR CONTACT SIZE, SPACING, & SERVICE RATING, SEE DRAWINGS MS33680 THRU MS33690.
4. INCREASE Z DIMENSION BY .312 FOR SIZE "O" CONTACT ONLY.
5. TO COMPLETE ASSEMBLY NUMBER & MS NUMBER, ADD APPLICABLE INSERT ARRANGEMENT SUFFIX TO BASE NUMBERS LISTED ABOVE. (FOR ALTERNATE ARRANGEMENTS, REFER TO 9-2437.) TO DETERMINE DESIRED INSERT ARRANGEMENT, SEE PARTS LISTS 10-168608 THRU 10-168640.
6. SEE WORK ORDER FOR PERMISSIBLE ADDITIONAL OR ALTERNATE STAMPING.
7. SEE DRAWINGS 10-168008 THRU 10-168040 10-168208 THRU 10-168240 FOR REQUIRED MATING RECEPTACLE ASSEMBLIES.
8. ALL LOCKWIRE HOLES ARE .045 DIA MIN.
9. ADAPTER MUST BE REMOVED WHEN GROMMET RETAINING NUT IS USED.
10. INSERTS AND CONTACTS ARE REMOVABLE.
- 11.
12. FOR PART NUMBERS 10-168617-13, 10-168618-15, & 61 - SEE INDIVIDUAL DRAWINGS 10-168617-13, 10-168618-15, & 61-00000.
13. FOR DIMENSIONS AND STAMPING ON ALL ARRANGEMENTS WITH SUFFIX -50 OR ABOVE SEE INDIVIDUAL DRAWING OF SAME SHELL SIZE & SUFFIX IN 10-41600 SERIES.

MATERIAL SPEC.	PROCESS SPEC. TEST 9-3106-5	SCINTILLA MAGNETO DIVISION BENDIX AVIATION CORPORATION SIDNEY, N. Y., U.S.A.				TOLERANCES UNLESS OTHERWISE SPECIFIED	
HEAT TREAT SPEC.	ASSY 9-3103-1	NAME CONNECTOR ELECTRICAL PLUG, TYPE C()MC				FRACTIONS ±	ANGLES
TOOL ACC.	9-2811, 9-2437 9-3895	D'MAN CHECKER MAT. STDS CH. D'MAN APPROVED SCALE				DECIMALS ± .010	CONCENTRICITY
	CON. REC. 21549-4 4-25-57 59.57	ASMEY BALANTIC				SURFACE ROUGHNESS MICRO-INCHES RMS VALUE MAX	
		NONE				NEXT ASSEMBLY	WEIGHT-LBS SEE PARTS LIST
		SUPERSEDES				AND IS NOT INTERCHANGEABLE	
		SUPERSEDED BY				10-168608 THRU 10-168640	
		REF.				10-68608/40	
		DWG SIZE C				SHEET 2 OF 2	
		CODE 77820				TAB.	