



Chipsmall Limited consists of a professional team with an average of over 10 year of expertise in the distribution of electronic components. Based in Hongkong, we have already established firm and mutual-benefit business relationships with customers from,Europe,America and south Asia,supplying obsolete and hard-to-find components to meet their specific needs.

With the principle of “Quality Parts,Customers Priority,Honest Operation,and Considerate Service”,our business mainly focus on the distribution of electronic components. Line cards we deal with include Microchip,ALPS,ROHM,Xilinx,Pulse,ON,Everlight and Freescale. Main products comprise IC,Modules,Potentiometer,IC Socket,Relay,Connector.Our parts cover such applications as commercial,industrial, and automotives areas.

We are looking forward to setting up business relationship with you and hope to provide you with the best service and solution. Let us make a better world for our industry!



Contact us

Tel: +86-755-8981 8866 Fax: +86-755-8427 6832

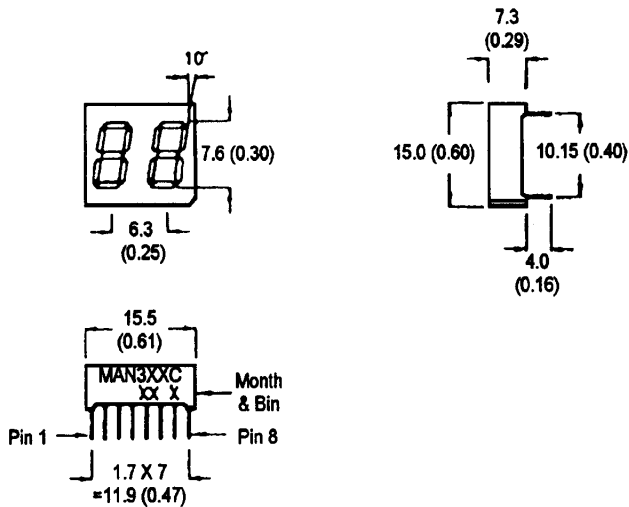
Email & Skype: info@chipsmall.com Web: www.chipsmall.com

Address: A1208, Overseas Decoration Building, #122 Zhenhua RD., Futian, Shenzhen, China



**BRIGHT RED MSD314C, MSD315C
GREEN MSD344C, MSD345C
HIGH EFF. RED MSD394C, MSD395C**

PACKAGE DIMENSIONS



**NOTES: Dimensions are in mm (inch).
All pins are 0.5 (0.02) diameter
Tolerances are ± 0.25 (0.1) unless otherwise noted.**

FEATURES

- Easy to read digits.
- 2 digit common anode or cathode.
- Low power consumption.
- Bold segments that are highly visible.
- High brightness with high contrast
- White segments on a grey face.
- Directly compatible with integrated circuits.
- Rugged plastic/epoxy construction.

APPLICATIONS

- Digital readout displays.
- Instrument panels.

MODEL NUMBERS

<u>Part number</u>	<u>Color</u>	<u>Description</u>
MSD314C	Bright Red	2 Digit, Common Anode.
MSD315C	Bright Red	2 Digit, Common Cathode.
MSD344C	Green	2 Digit, Common Anode.
MSD345C	Green	2 Digit, Common Cathode.
MSD394C	High Eff. Red	2 Digit, Common Anode.
MSD395C	High Eff. Red	2 Digit, Common Cathode.

(For other color options, contact your local area Sales Office)

ABSOLUTE MAXIMUM RATING (T_A=25°C unless otherwise specified)

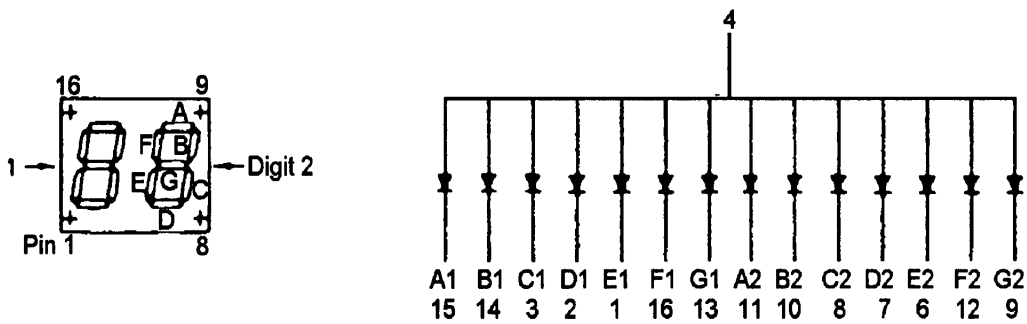
	B.Red MSD 314C 315C	Green MSD 344C 345C	High Eff. Red MSD 394C 395C	Unit
Part number				
Continuous forward current (I _f)				
Per Segment.....	15	25	25	mA
Peak forward current per die (I _p).....	60	90	90	mA
(at f = 10.0 KHz, Duty factor = 1/10)				
Power dissipation (P _D).....	40*	70*	70*	mW
*Derate Linearly from 25°C.....	0.17	0.33	0.33	mW/°C
Reverse voltage per dice.....	5V			
Operating and Storage temperature range.....	- 40°C to +85°C			
Lead soldering time (at 1/16 inch from the bottom of lamp).....	5 seconds @ 230°C			

ELECTRO - OPTICAL CHARACTERISTICS (T_A = 25°C unless otherwise specified)

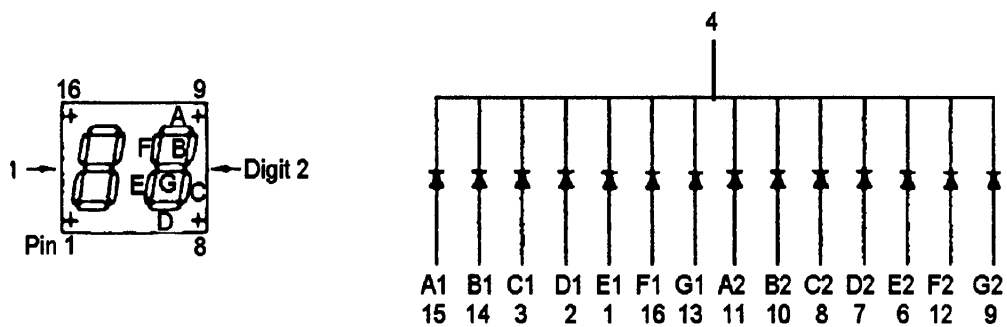
	B. Red MSD 314C 315C	Green MSD 344C 345C	High Eff. Red MSD 394C 395C	Test Condition
<u>Part number</u>				
Luminous intensity (ucd)				
minimum	210	540	800	I _f = 20 mA
typical	650	1600	2200	I _f = 20 mA
Forward voltage (V _f)				
typical	2.1	2.1	2.0	I _f = 20 mA
maximum	2.6	2.8	2.8	I _f = 20 mA
Peak wavelength (nm)	697	570	635	I _f = 20 mA
Spectral line half width (nm)	90	30	45	I _f = 20 mA
Reverse breakdown voltage (V _R)	5	5	5	I _r = 100 uA

PINOUT

MSD3X4C - Common Anode



MSD3X5C - Common Cathode



GRAPHICAL DETAIL: Bright Red ($T_A = 25^\circ\text{C}$ unless otherwise specified)

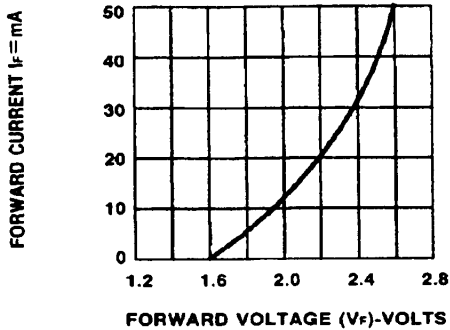


Fig.1 FORWARD CURRENT VS. FORWARD VOLTAGE.

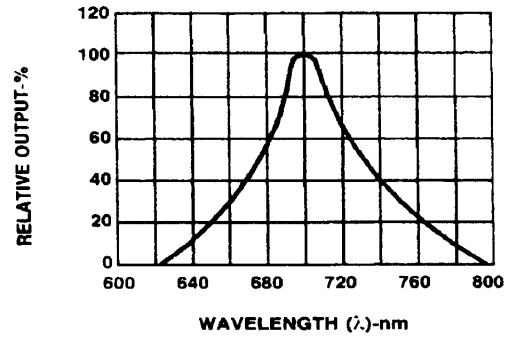


Fig.2 SPECTRAL RESPONSE

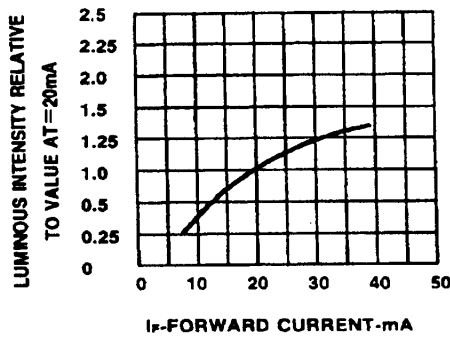


Fig.3 RELATIVE LUMINOUS INTENSITY VS. FORWARD CURRENT

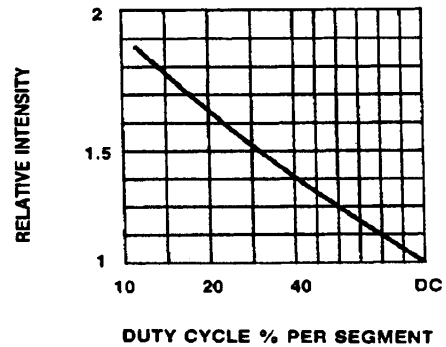


Fig.5 LUMINOUS INTENSITY VS. DUTY CYCLE

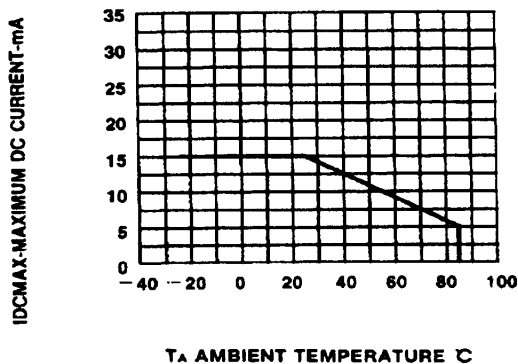


Fig.4 MAXIMUM ALLOWABLE DC CURRENT PER SEGMENT VS. A FUNCTION OF AMBIENT TEMPERATURE.

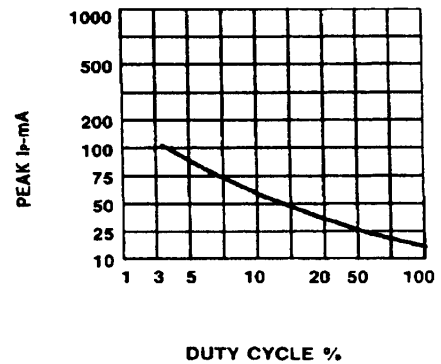


Fig.6 MAX PEAK CURRENT VS. DUTY CYCLE % (REFRESH RATE f = 1 KHz)

GRAPHICAL DETAIL: Bright Red ($T_A = 25^\circ\text{C}$ unless otherwise specified)

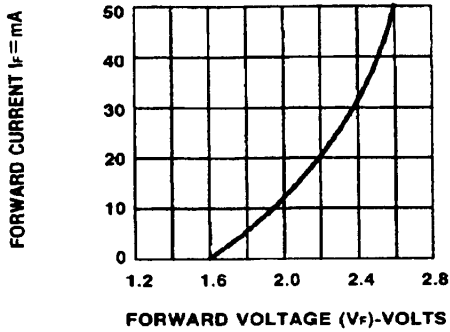


Fig.1 FORWARD CURRENT VS. FORWARD VOLTAGE.

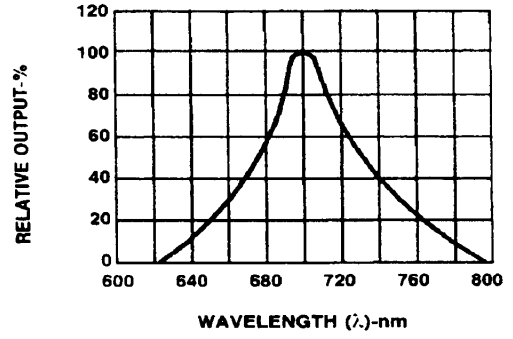


Fig.2 SPECTRAL RESPONSE

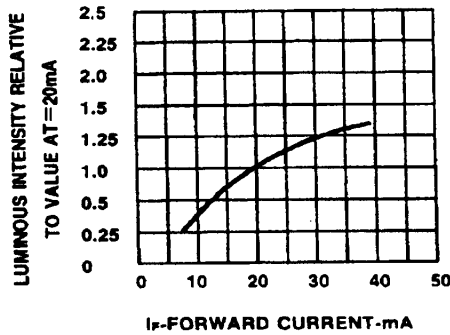


Fig.3 RELATIVE LUMINOUS INTENSITY VS. FORWARD CURRENT

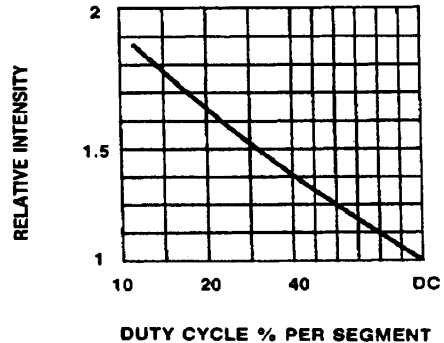


Fig.5 LUMINOUS INTENSITY VS. DUTY CYCLE

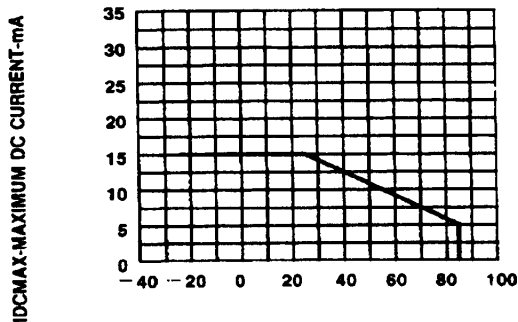


Fig.4 MAXIMUM ALLOWABLE DC CURRENT PER SEGMENT VS. A FUNCTION OF AMBIENT TEMPERATURE.

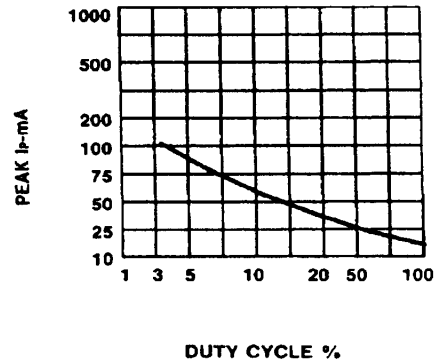


Fig. 6 MAX PEAK CURRENT VS. DUTY CYCLE % (REFRESH RATE $f = 1\text{ KHz}$)

GRAPHICAL DETAIL: High Efficiency Red ($T_A = 25^\circ\text{C}$ unless otherwise specified)

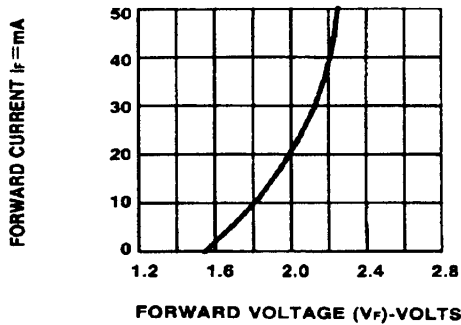


Fig.1 FORWARD CURRENT VS. FORWARD VOLTAGE.

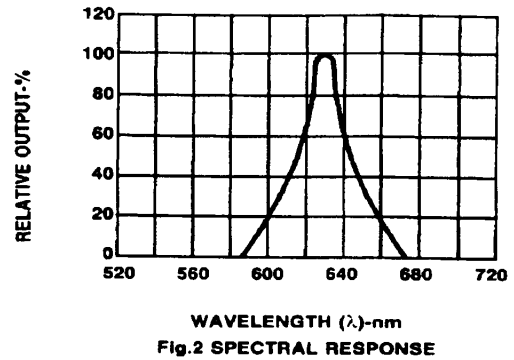


Fig.2 SPECTRAL RESPONSE

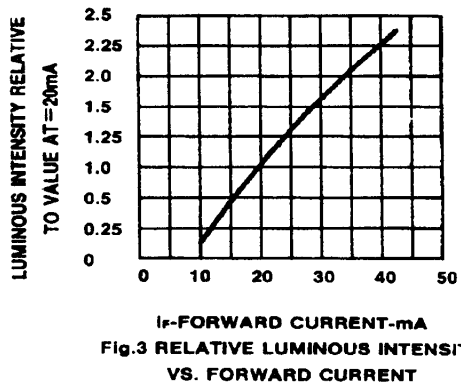


Fig.3 RELATIVE LUMINOUS INTENSITY VS. FORWARD CURRENT

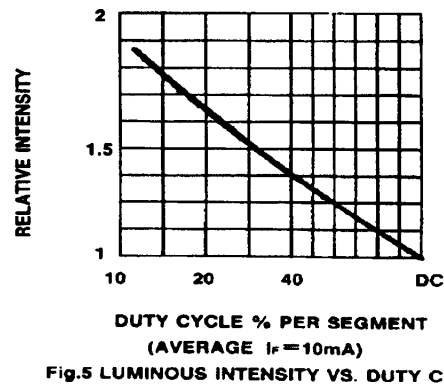


Fig.5 LUMINOUS INTENSITY VS. DUTY CYCLE

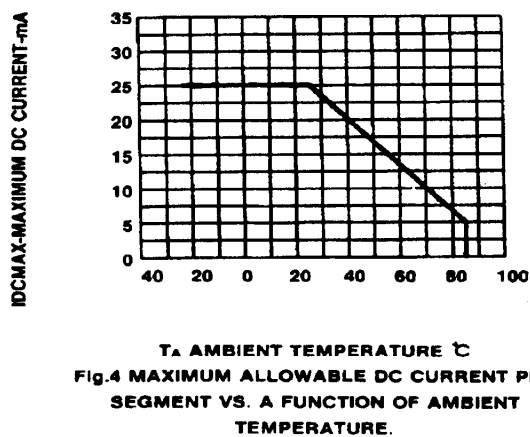


Fig.4 MAXIMUM ALLOWABLE DC CURRENT PER SEGMENT VS. A FUNCTION OF AMBIENT TEMPERATURE.

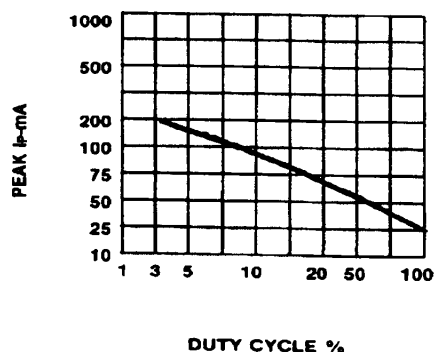


Fig. 6 MAX PEAK CURRENT VS. DUTY CYCLE % (REFRESH RATE $f=1\text{ KHz}$)

DISCLAIMER

FAIRCHILD SEMICONDUCTOR RESERVES THE RIGHT TO MAKE CHANGES WITHOUT FURTHER NOTICE TO ANY PRODUCTS HEREIN TO IMPROVE RELIABILITY, FUNCTION OR DESIGN. FAIRCHILD DOES NOT ASSUME ANY LIABILITY ARISING OUT OF THE APPLICATION OR USE OF ANY PRODUCT OR CIRCUIT DESCRIBED HEREIN; NEITHER DOES IT CONVEY ANY LICENSE UNDER ITS PATENT RIGHTS, NOR THE RIGHTS OF OTHERS.

LIFE SUPPORT POLICY

FAIRCHILD'S PRODUCTS ARE NOT AUTHORIZED FOR USE AS CRITICAL COMPONENTS IN LIFE SUPPORT DEVICES OR SYSTEMS WITHOUT THE EXPRESS WRITTEN APPROVAL OF THE PRESIDENT OF FAIRCHILD SEMICONDUCTOR CORPORATION. As used herein:

1. Life support devices or systems are devices or systems which, (a) are intended for surgical implant into the body, or (b) support or sustain life, and (c) whose failure to perform when properly used in accordance with instructions for use provided in the labeling, can be reasonably expected to result in a significant injury of the user.
2. A critical component in any component of a life support device or system whose failure to perform can be reasonably expected to cause the failure of the life support device or system, or to affect its safety or effectiveness.