



Chipsmall Limited consists of a professional team with an average of over 10 year of expertise in the distribution of electronic components. Based in Hongkong, we have already established firm and mutual-benefit business relationships with customers from,Europe,America and south Asia,supplying obsolete and hard-to-find components to meet their specific needs.

With the principle of “Quality Parts,Customers Priority,Honest Operation,and Considerate Service”,our business mainly focus on the distribution of electronic components. Line cards we deal with include Microchip,ALPS,ROHM,Xilinx,Pulse,ON,Everlight and Freescale. Main products comprise IC,Modules,Potentiometer,IC Socket,Relay,Connector.Our parts cover such applications as commercial,industrial, and automotives areas.

We are looking forward to setting up business relationship with you and hope to provide you with the best service and solution. Let us make a better world for our industry!



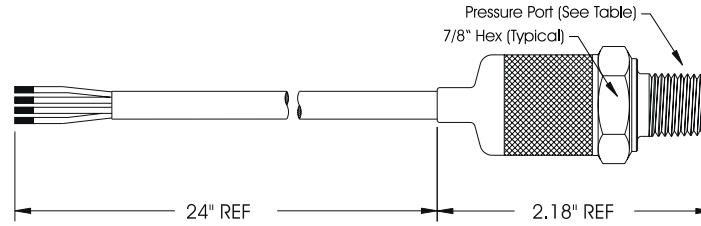
Contact us

Tel: +86-755-8981 8866 Fax: +86-755-8427 6832

Email & Skype: info@chipsmall.com Web: www.chipsmall.com

Address: A1208, Overseas Decoration Building, #122 Zhenhua RD., Futian, Shenzhen, China





Model Description Code

Pressure Range

100 = 100 psig	007 = 7 bar
250 = 250 psig	017 = 17 bar
500 = 500 psig	035 = 35 bar
01K = 1000 psig	070 = 70 bar
2K5 = 2500 psig	175 = 175 bar
05K = 5000 psig	350 = 350 bar
10K = 10000 psig	700 = 700 bar

Pressure Units

P = psi
B = Bar

Electrical Output

1 = 0 to 50 mVdc
2 = 0 to 100 mVdc
3 = 0.5 to 4.5 Vdc
4 = 1.0 to 5.0 Vdc
5 = 4-20 mAdc


Pressure Port

N = 1/4" NPT
A = 1/8" NPT
B = 1/4" BSP
D = 7/16"-20 UNF
G = M14x1.0 mm
H = 1/8" FNPT
I = 1/4" FNPT

Electrical Connection

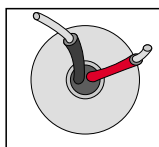
1 = 2 ft. Cable
2 = 4 ft. Cable
3 = 10 ft. Cable

EXAMPLE: MSP-300-500-P-3-N-1



Output Type - 1 & -2

Red = + Supply
Black = GND
White = -Output
Green = +Output



Output Type -5

Red = + Supply
Black = Output
White = Not used
Green = Not used

Output Type -3 & -4

Red = + Supply
Black = GND
White = Output
Green = Not used

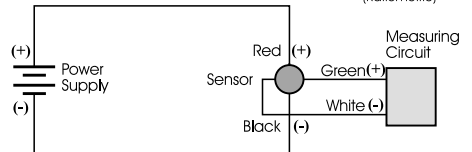
Output Type -5

WARNING: READ BEFORE INSTALLATION

When using this transducer, care should be taken when installing and operating this product. Be sure to observe the correct electrical connections and power requirements as noted in this instruction sheet and avoid exposing the transducer to pressure spikes in excess of the rated over pressure specification. Failure to do so may result in permanent damage to the transducer.

Output Type - 1 & Type - 2

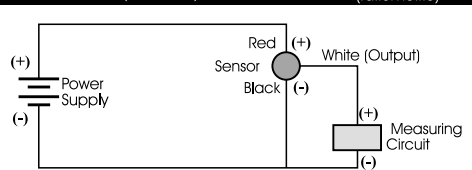
Supply 5 Vdc (4.75-5.25) Output 0-50 mVdc & 0-100 mVdc (Ratiometric)



Millivolt Output Sensor Wiring Configuration (Differential/Non-Amplified Output)

Output Type - 3

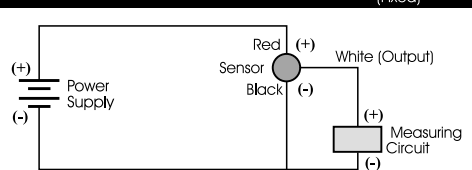
Supply 5 Vdc (4.75-5.25) Output 0.5 - 4.5 Vdc (ratiometric)



Voltage Output Sensor Wiring Configuration (Single-Ended/Amplified Output)

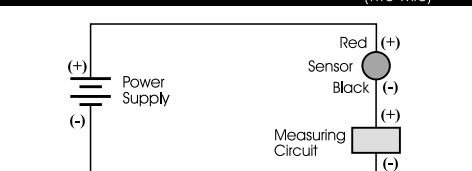
Output Type - 4

Supply 10-30 Vdc Output 1-5 Vdc (Fixed)



Voltage Output Sensor Wiring Configuration (Single-Ended/Amplified Output)

Supply 10-30 Vdc Output 4-20 mAdc (Two-Wire)



Current Output Sensor Wiring Configuration

Performance Specifications

Accuracy (combined linearity, hysteresis and repeatability)	< ± 1% of FS Span
Media compatibility	17-4 PH stainless steel, (316 stainless steel available upon request)
Pressure overload	2x rated pressure
Burst pressure	5x or 20,000 psi, whichever is less
Long term stability (1 year)	±0.25% of FS Span (Typical)

Electrical

Zero Offset	± 3% of FS Span for millivolt outputs / ± 2% for all other outputs
Span tolerance	± 2% of FS Span for millivolt outputs / ± 2% for all other outputs
Load Impedance	For voltage output configurations use: 1M Ohms for millivolt output; for all others > 100 K Ohms for quoted performance For 4-20 mA configuration use 0.05 * (Vsupply-10) K Ohms for max loop resistance
Bandwidth (-3dB)	DC to 1KHz - for amplified
Operating temperature range	-4° to 185°F (-20° to 85°C)
Compensated temperature range	32° to 130°F (0° to 55°C)
Zero thermal error	< ± 2% of FS Span
Span thermal error	< ± 2% of FS Span
Storage temperature range	-40° to 185°F (-40° to 85°C)
Shock	50g, 11 msec half sine shock per MIL-STD- 202F, method 213B, condition A
Vibration	± 20g MIL-STD-810C, Procedure 514.2, Figure 514.2-2, curve L

Note: All performance and electrical specifications are referenced to 25°C, unless otherwise indicated.

Dear Valued Customer:

The enclosed pressure transducer has been manufactured, tested and inspected in accordance with all applicable procedures and practices as established in our registered ISO 9000 quality system. We certify that this sensor is in full conformance with all written specifications as contained in this instruction sheet.

Signature: Charlie Chen
Title: Quality Manager, MSI/JL