



Chipsmall Limited consists of a professional team with an average of over 10 year of expertise in the distribution of electronic components. Based in Hongkong, we have already established firm and mutual-benefit business relationships with customers from,Europe,America and south Asia,supplying obsolete and hard-to-find components to meet their specific needs.

With the principle of “Quality Parts,Customers Priority,Honest Operation,and Considerate Service”,our business mainly focus on the distribution of electronic components. Line cards we deal with include Microchip,ALPS,ROHM,Xilinx,Pulse,ON,Everlight and Freescale. Main products comprise IC,Modules,Potentiometer,IC Socket,Relay,Connector.Our parts cover such applications as commercial,industrial, and automotives areas.

We are looking forward to setting up business relationship with you and hope to provide you with the best service and solution. Let us make a better world for our industry!



Contact us

Tel: +86-755-8981 8866 Fax: +86-755-8427 6832

Email & Skype: info@chipsmall.com Web: www.chipsmall.com

Address: A1208, Overseas Decoration Building, #122 Zhenhua RD., Futian, Shenzhen, China



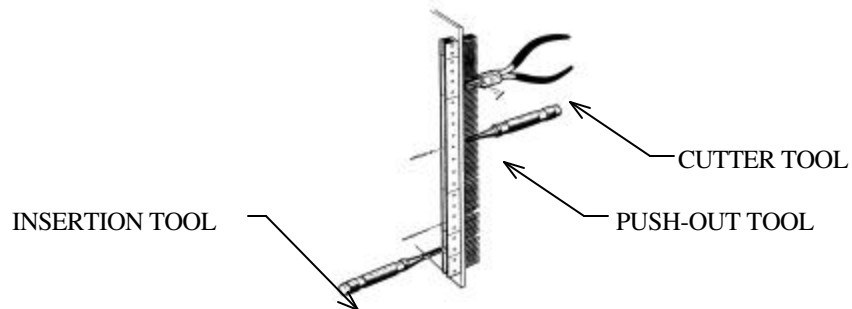
METRAL 4 AND 5 ROW SIGNAL PIN VERTICAL HEADER REMOVAL TOOLING

THERE ARE NUMEROUS TOOLS AVAILABLE TO REMOVE EITHER SINGLE OR MULTIPLE PINS.

SINGLE PIN REMOVAL TOOLS:

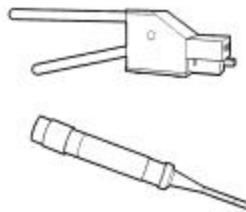
MT-330 P/N 194208-001

THIS TOOL IS USED TO PUSH SINGLE SIGNAL PINS OUT FROM THE BACK SIDE OF THE BOARD.



MT-340 P/N 194204-001

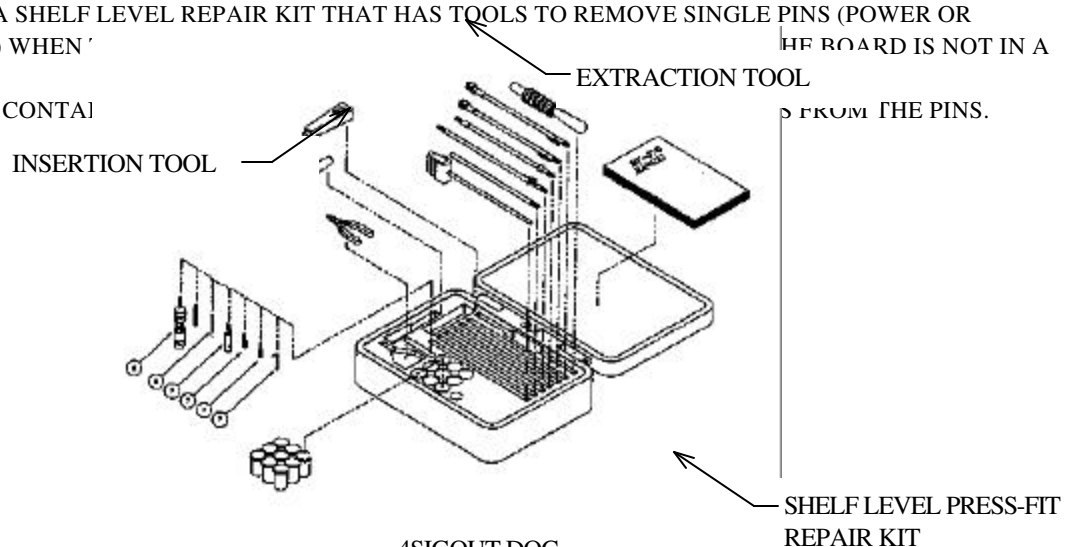
THIS TOOL IS USED TO PULL SINGLE SIGNAL PINS OUT FROM THE MATING SIDE OF THE CONNECTOR.



MT370-01 P/N MT370-01

THIS IS A SHELF LEVEL REPAIR KIT THAT HAS TOOLS TO REMOVE SINGLE PINS (POWER OR SIGNAL) WHEN THE BOARD IS NOT IN A RACK.

IT ALSO CONTAINS

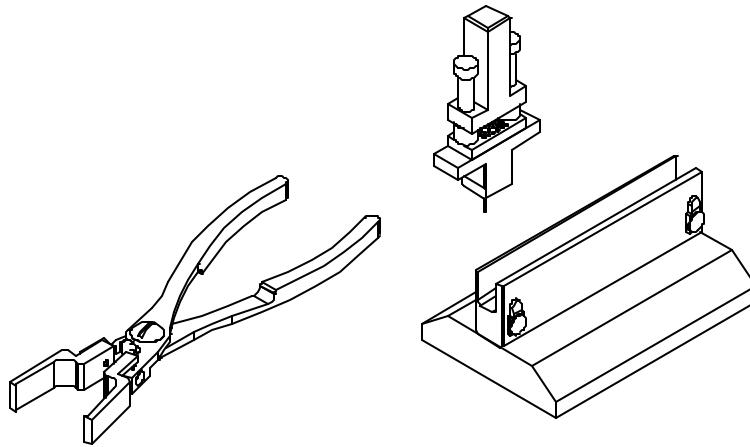


METRAL 4 AND 5 ROW SIGNAL PIN VERTICAL HEADER REMOVAL TOOLING CON'T

MULTIPLE PIN REMOVAL TOOLS

HT-0531 P/N 415878-001

THIS KIT IS DESIGNED TO REMOVE A GRID OF 4 X 6 SIGNAL PINS BY PUSHING THEM THRU THE BOARD FROM THE BOTTOM SIDE OF THE BOARD. IN ORDER FOR THE TOOL TO WORK THE PIN MUST PROTRUDE .080 INCHES BELOW THE BOTTOM OF THE BOARD. AFTER ALL OF THE PINS IN THE HEADER HAVE BEEN REMOVED THE HEADER WILL BE FREE OF THE BOARD. THIS KIT REQUIRES THE USE OF AN ARBOR PRESS THAT IS NOT PROVIDED WITH THE KIT.



HT-0532 P/N 415878-002

THIS KIT IS DESIGNED TO REMOVE A GRID OF 5 X 6 SIGNAL PINS BY PUSHING THEM THRU THE BOARD FROM THE BOTTOM SIDE OF THE BOARD. IN ORDER FOR THE TOOL TO WORK THE PIN MUST PROTRUDE .080 INCHES BELOW THE BOTTOM OF THE BOARD. AFTER ALL OF THE PINS IN THE HEADER HAVE BEEN REMOVED THE HEADER WILL BE FREE OF THE BOARD. THIS KIT REQUIRES THE USE OF AN ARBOR PRESS THAT IS NOT PROVIDED WITH THE KIT.

