



Chipsmall Limited consists of a professional team with an average of over 10 year of expertise in the distribution of electronic components. Based in Hongkong, we have already established firm and mutual-benefit business relationships with customers from,Europe,America and south Asia,supplying obsolete and hard-to-find components to meet their specific needs.

With the principle of “Quality Parts,Customers Priority,Honest Operation,and Considerate Service”,our business mainly focus on the distribution of electronic components. Line cards we deal with include Microchip,ALPS,ROHM,Xilinx,Pulse,ON,Everlight and Freescale. Main products comprise IC,Modules,Potentiometer,IC Socket,Relay,Connector.Our parts cover such applications as commercial,industrial, and automotives areas.

We are looking forward to setting up business relationship with you and hope to provide you with the best service and solution. Let us make a better world for our industry!



Contact us

Tel: +86-755-8981 8866 Fax: +86-755-8427 6832


Email & Skype: info@chipsmall.com Web: www.chipsmall.com

Address: A1208, Overseas Decoration Building, #122 Zhenhua RD., Futian, Shenzhen, China



Terminal Blocks: Multi Level Feed Through

Our product knowledge brings you the best in component selection



Terminal Block Features

Subtle design enhancements make significant performance differences. We use our design and manufacturing experience to select the best. As a direct supplier we efficiently offer you the best on the market!

Rugged DIN footing: Double foot support provides a solid foundation and prevents breaking

Internal jumpers: Screws are captive to the busbar for easy installation and more wiring space.


Wire entry: fingersafe design

Agency approvals: UL, CSA, CE, VDE

Wire stops: Stops wire from being inserted too far

Vibration: Screw clamp system has built in protection against loosening

Captive screws prevents screws being lost during installation



Multi-level

Multi level terminal blocks offer 2 and 3 times the wiring density of a standard feed through terminal block. They are available with LED status indicators and diode protection. 300V. Beige.

Model No.	Description	Electrical Ratings	Pcs/Pkg
ERD4BEIGE	Double level feed through	32 A 10-26 AWG	25
ERD4DBEIGE	Double level feed through with diode	32 A 10-26 AWG	20
ERD4LD110AC	Double level feed through with 110VAC LED	32 A 10-26 AWG	20
ERD4LD24AC	Double level feed through with 24VAC LED	32 A 10-26 AWG	20
ERD4LD24DC	Double level feed through with 24VDC LED	32 A 10-26 AWG	20
ERT2EBEIGE	Double level feed through with built-in ground terminal	32 A 10-26 AWG	25
ERT3BEIGE	Triple level feed through	24 A 12-24 AWG	25
ERT3EBEIGE	Triple level feed through with built-in ground terminal	24 A 12-24 AWG	25
ERT3S	Triple level sensor terminal	24 A 12-26 AWG	20

Disconnects

Disconnects in an array of capacities to fit your needs. Whether it's a lever, removable plug-in bar, or a simple blade, 6 A, 24 A, or 50 A capacity, we have them all! 20 pieces/package. Beige.

Model No.	Description	Electrical Ratings
ERTD2BEIGE	Lever disconnect	6 A 300 V 8-26 AWG
ERTD3MBEIGE	Removable disconnect	10 A 600 V 10-26 AWG
ERTD4BEIGE	Blade disconnect	24 A 300 V 10-26 AWG
ERTD6BEIGE	Lever disconnect, 0.25 x 1.25 in bar	6 A 300 V 8-26 AWG
ERWT2BEIGE	Test and disconnect	50 A 600 V 8-26 AWG

Ground

Ground terminal blocks mechanically and electrically link wires to the DIN rail by using a metal clamping bar. By international standards, ground blocks are color coded as green and yellow.

Model No.	Electrical Ratings	Pcs/Pkg
ERPE2.5/4	12-26 AWG	10
ERPE6/10	8-16 AWG	10

Feed through

Feed through terminal blocks allow one-to-one connections. They are available up to 175 A and accommodate wire sizes 2/0 to 26 AWG. 8 different colors simplifies and organizes maintenance procedures. 600 V.

Model No.	Electrical Ratings	Pcs/Pkg	Color
ER2.5BEIGE	20 A 12-26 AWG	100	Beige
ER2.5GREY	20 A 12-26 AWG	100	Grey
ER2.5BLACK	20 A 12-26 AWG	100	Black
ER2.5BLUE	20 A 12-26 AWG	100	Blue
ER2.5GREEN	20 A 12-26 AWG	100	Green
ER2.5ORANGE	20 A 12-26 AWG	100	Orange
ER2.5RED	20 A 12-26 AWG	100	Red
ER2.5WHITE	20 A 12-26 AWG	100	White
ER2.5YELLOW	20 A 12-26 AWG	100	Yellow
ER4BEIGE	20 A 10-26 AWG	100	Beige
ER4GREY	20 A 10-26 AWG	100	Grey
ER4BLACK	20 A 10-26 AWG	100	Black
ER4BLUE	20 A 10-26 AWG	100	Blue
ER4GREEN	20 A 10-26 AWG	100	Green
ER4ORANGE	20 A 10-26 AWG	100	Orange
ER4RED	20 A 10-26 AWG	100	Red
ER4WHITE	20 A 10-26 AWG	100	White
ER4YELLOW	20 A 10-26 AWG	100	Yellow
ER4CBEIGE	20 A 10-26 AWG	50	Beige
ER6BEIGE	35 A 8-26 AWG	50	Beige
ER10BEIGE	50 A 6-16 AWG	100	Beige
ER16BEIGE	65 A 4-14 AWG	50	Beige
ER35BEIGE	115 A 1-10 AWG	50	Beige
ER70BEIGE	175 A 2/0-6 AWG	10	Beige



Fuse Holders

Choose from Lever, Removable, Class CC, Midget and Pole styles

Fuse holders

For all your fuse needs, from Class CC, midget, 5x20 mm, and 0.25 x 1.25 in. All fuse holders are available with indicator LED status.


Model No.	Description	Electrical Ratings	Pcs/Pkg	Color
ERF2BEIGE	Lever fuse holder for 5 x 20 mm fuses	8-26 AWG	50	Beige
ERF2LD110AC	Lever fuse holder for 5 x 20 mm fuses with 110 VAC LED	8-26 AWG	25	Beige
ERF2LD24AC	Lever fuse holder for 5 x 20 mm fuses with 24 VAC LED	8-26 AWG	25	Beige
ERF2LD24DC	Lever fuse holder for 5 x 20 mm fuses with 24 VDC LED	8-26 AWG	25	Beige
ERF3BEIGE	Removable fuse holder for 5 x 20 mm fuses	10-26 AWG	20	Beige
ERF3LD110AC	Removable fuse holder for 5 x 20 mm fuses with 110 VAC LED	10-26 AWG	20	Beige
ERF3LD24AC	Removable fuse holder for 5 x 20 mm fuses with 24 VAC LED	10-26 AWG	20	Beige
ERF3LD24DC	Removable fuse holder for 5 x 20 mm fuses with 24 VDC LED	10-26 AWG	20	Beige
ERF4BEIGE	Lever fuse holder for 0.25 x 1.25 in fuses	8-26 AWG	20	Beige
ERF4LDBEIGE110AC	Lever Fuse holder for 0.25 x 1.25 fuses with 110 VAC LED	8-26 AWG	20	Beige
ERF4LD24AC	Lever Fuse holder for 0.25 x 1.25 fuses with 24 VAC LED	8-26 AWG	20	Beige
ERF4LD24DC	Lever Fuse holder for 0.25 x 1.25 fuses with 24 VDC LED	8-26 AWG	20	Beige
USCC1	Class CC fuse holder	6-14 AWG	12	White
USCC1I	Class CC fuse holder with LED	6-14 AWG	12	White
USM1	Midget fuse holder	6-14 AWG	12	White
USM1I	Midget fuse holder with LED	6-14 AWG	12	White
USPTH2	2 pole handle tie	N/A	10	N/A
USPTH3	3 pole handle tie	N/A	10	N/A

Accessories

Finishing touches for your wiring system

Accessories

Jumper bars save wiring time, and space. In addition, end plates, and end brackets complete your wiring system.




Model No.	Description	Pcs/Pkg
CC2.5/10	10 pole jumper bar - ER2.5 terminals	5
CC2.5/2	2 pole jumper bar - ER2.5 terminals	25
CC2.5/3	3 pole jumper bar - ER2.5 terminals	5
CC2.5/4	4 pole jumper bar - ER2.5 terminals	5
CC2.5/10T	10 pole jumper bar - triple level terminals	5
CC2.5/2T	2 pole jumper bar - triple level terminals	25
CC4/10	10 pole jumper bar - ER4 terminals	5
CC4/2	2 pole jumper bar - ER4 terminals	25
CC6/10	10 pole jumper bar - ER6 terminals	5
CC6/2	2 pole jumper bar - ER6 terminals	25
BB2.5/2	2 pole jumper bar, push-in - ER2.5 terminals	25
BB2.5/10	10 pole jumper bar, push-in - ER2.5 terminals	5
BB4/2	2 pole jumper bar, push-in - ER4 terminals	25
BB4/10	10 pole jumper bar, push-in - ER4 terminals	5
BB6/2	2 pole jumper bar, push-in - ER6 terminals	25
BB6/10	10 pole jumper bar, push-in - ER6 terminals	5
ERS35	1 m length of standard 35 mm DIN rail	1
ER35-HPP	1 m length of high profile (15 mm height) 35mm DIN rail	1
DRPM25	35mm DIN Rail to Panel Mount Bracket, 25mm wide	
DRPM43	35mm DIN Rail to Panel Mount Bracket, 43mm wide	

Model No.	Description	Pcs/Pkg
ES1BEIGE	End bracket	20
ES3BEIGE	End bracket	100
SP1BEIGE	Isolation partition	100
SP2.5-10BEIGE	Full size isolation partition	25
EP2.5-10BEIGE	End plate - ER2.5 to ER10 terminals	100
EP4BEIGE	End plate - double level terminals	25
EP16BEIGE	End plate - ER16 terminals	100
EP4C	End plate - ER4C terminals	50
EPF2BEIGE	End plate for lever fuses/disconnects	10
EPF3BEIGE	End plate for removable and blade fuses/disconnects	10
EPT2BEIGE	End plate - double level terminals with built-in ground	10
EPT3BEIGE	End plate - triple level terminals	10
EPT3BEIGE	End plate - triple level terminals with built-in ground	10
EPT3S	End plate - sensor terminals	10
EPWTBEIGE	End plate for test/disconnect terminals	10
MODI-KIT	Maintenance kit, contains replacement terminals & tools	1



Adjustable DIN Rail 19-inch Rack Mount Kit

Adjustable Depth! Challenging installations have never been easier!



The DR19RMKT is a revolutionary new way to mount your DIN rail industrial control devices inside a standard 19" rack. This user-friendly design easily adjusts to accommodate DIN rail devices of any size. Your challenging installation problems are handled easily and securely.

Features

- Unique adjustable depth design
- Heavy-duty, cold-rolled steel
- Maximum load capacity 12 kg (26 lbs)
- One standard 35mm DIN rail track included
- Adjustable depth fits devices from 1 to 8 inches (2.5 to 20.5cm)
- Overall dimensions: 18.3W x 4.1H x 11.2D inches (46.4 x 10.5 x 28.5cm)

Model No.	Description
DR19RMKT	Adjustable DIN Rail 19-inch Rack Mount

Terminal Block Adapters

No more unfastening and refastening wires individually

DIN mount DB connector to terminal block adapters for speedy removal and replacement of DIN mounted components. Install these once, and replace components with a simple unplug-replug. No more unfastening and refastening wires individually on terminal blocks. Saves errors, too. Each pin on the DB connector has a corresponding marked terminal block, plus a cable shield/ground terminal. Molded housing clamps to 32 or 35 mm DIN rail. Terminal blocks take up to 14 AWG. Maximum load: 125 VAC, 150 VDC, 1 A.

DR25MTB



Model No.	Description
DR9FTB	DB9 female to terminal block adapter
DR9MTB	DB9 male to terminal block adapter
DR25FTB	DB25 female to terminal block adapter
DR25MTB	DB25 male to terminal block adapter

Terminal Block Labels

At-a-glance identification

Features

- 10 plates of 50 labels (500 labels total) per package.
- MT5 fits on ER2.5 to ER70, SC2.5 to SC10
- MT10/5 fits on ER4 to ER70, SC4 to SC10
- MT10/6 fits on ER4 to ER70, SC4 to SC10
- MT10/6.5 fits on ER6 to ER70

Labels

The key to a terminal block offering is the labels. What good is having a wiring system without being able to identify it? Our complete labeling system allows you to document your panel for ease of maintenance.



Model No.	Marking Sequence	Pcs/Pkg
GM1-1BEIGE	Small group label holder	25
GM1-2BEIGE	Medium group label holder	25
GM2-2BEIGE	Large group label holder	25
GM2	Group label holder, white	25
GMBEIGE	Group label holder, beige	50
WL2YELLOW	Yellow warning label	25
WL1YELLOW	Yellow warning label with symbol	25

Model No.	Sequence
MT5	Blank
MT10/5	Blank
MT5-0	0
MT5-1	1
MT5-2	2
MT5-3	3
MT5-4	4
MT5-5	5
MT5-6	6
MT5-7	7
MT5-8	8
MT5-9	9
MT5-A	A
MT5-B	B
MT5-C	C
MT5-D	D
MT5-E	E
MT5-F	F
MT5-G	G

Model No.	Sequence
MT5-H	H
MT5-I	I
MT5-J	J
MT5-K	K
MT5-L	L
MT5-M	M
MT5-N	N
MT5-P	P
MT5-Q	Q
MT5-R	R
MT5-S	S
MT5-T	T
MT5-U	U
MT5-V	V
MT5-W	W
MT5-X	X
MT5-Y	Y
MT5-Z	Z
MT5+	+

Model No.	Sequence
MT5-	-
MT5-GND	6
MT5-1-50	1-50
MT5-51-100	51-100
MT5-101-150	101-150
MT5-151-200	151-200
MT5-201-250	201-250
MT5-251-300	251-300
MT10/6	Blank
MT10/6.5	Blank
MT10/6.5-1-10	1-10
MT10/6.5-11-20	11-20
MT10/6.5-21-30	21-30
MT10/6.5-31-40	31-40
MT10/6.5-41-50	41-50
MT10/6.5-51-60	51-60
MT10/6.5-61-70	61-70
MT10/6.5-71-80	71-80
MT10/6.5-81-90	81-90
MT10/6.5-91-100	91-100