



Chipsmall Limited consists of a professional team with an average of over 10 year of expertise in the distribution of electronic components. Based in Hongkong, we have already established firm and mutual-benefit business relationships with customers from,Europe,America and south Asia,supplying obsolete and hard-to-find components to meet their specific needs.

With the principle of "Quality Parts,Customers Priority,Honest Operation,and Considerate Service",our business mainly focus on the distribution of electronic components. Line cards we deal with include Microchip,ALPS,ROHM,Xilinx,Pulse,ON,Everlight and Freescale. Main products comprise IC,Modules,Potentiometer,IC Socket,Relay,Connector.Our parts cover such applications as commercial,industrial, and automotives areas.

We are looking forward to setting up business relationship with you and hope to provide you with the best service and solution. Let us make a better world for our industry!




Contact us

Tel: +86-755-8981 8866 Fax: +86-755-8427 6832

Email & Skype: info@chipsmall.com Web: www.chipsmall.com

Address: A1208, Overseas Decoration Building, #122 Zhenhua RD., Futian, Shenzhen, China





Features

- High resistance to heat and humidity
- Resistance to mechanical shock and pressure
- Accurate dimensions for automatic surface mounting
- Wide impedance range



This series is obsolete and not recommended for new designs. See [Product Obsolescence Memo](#) for details.

MT Series Low Impedance Chip Ferrite Beads

Electrical Specifications

Model Number	Impedance (Ω) at 100 MHz	RDC (Ω) Max.	IDC (mA) Max.
MT4532-250Y	25 ±25 %	0.4	300
MT4532-700Y	70 ±25 %	0.3	300
MT4532-121Y	120 ±25 %	0.3	300
MT4532-131Y	125 ±25 %	0.3	300
MT4516-800Y	80 ±25 %	0.3	300
MT4516-101Y	100 ±25 %	0.1	500
MT4516-151Y	150 ±25 %	0.3	300
MT3225-310Y	31 ±25 %	0.3	400
MT3225-520Y	52 ±25 %	0.3	400
MT3225-600Y	60 ±25 %	0.3	400
MT3266-600Y	60 ±25 %	0.3	400
MT3261-190Y	19 ±25 %	0.2	500
MT3261-260Y	26 ±25 %	0.2	500
MT3261-310Y	31 ±25 %	0.2	500
MT3261-420Y	42 ±25 %	0.2	500
MT3261-500Y	50 ±25 %	0.2	500
MT3261-700Y	70 ±25 %	0.2	500
MT3261-900Y	90 ±25 %	0.2	500
MT2029-070Y	7 ±25 %	0.2	600
MT2029-100Y	10 ±25 %	0.2	600
MT2029-110Y	11 ±25 %	0.2	600
MT2029-170Y	17 ±25 %	0.1	600
MT2029-260Y	26 ±25 %	0.1	600
MT2029-300Y	30 ±25 %	0.1	600
MT2029-400Y	40 ±25 %	0.1	600
MT1608-050Y	5 ±25 %	0.2	600
MT1608-090Y	9 ±25 %	0.2	500
MT1608-300Y	30 ±25 %	0.3	400

General Specifications

Operating Temperature-55 °C to +125 °C
 Storage Temperature ...-55 °C to +125 °C
 Storage Condition+40 °C max. at 70 % RH
 Reflow Soldering230 °C, 50 seconds max.
 Resistance to Soldering Heat260 °C, 5 seconds
 Rated CurrentBased on max. temperature rise of +40 °C

Terminal Strength (Force "F" applied for 30 seconds)

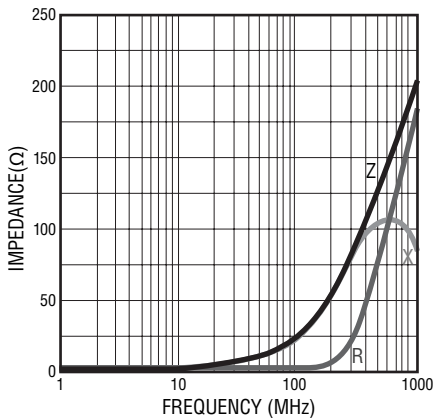
4532 Series	1.5 F (Kg)
4516 Series	1.0 F (Kg)
3225 Series	1.0 F (Kg)
3266 Series	1.0 F (Kg)
3261 Series	1.0 F (Kg)
2029 Series	0.6 F (Kg)
1608 Series	0.5 F (Kg)

Materials

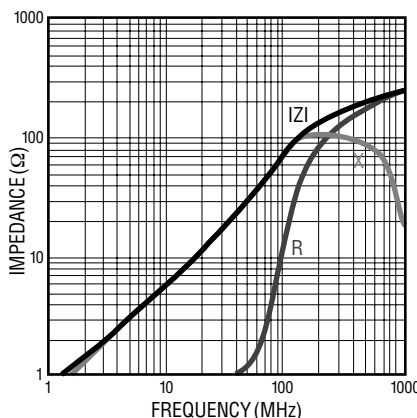
Core MaterialFerrite
 Internal ConductorAg or Ag/Pd
 TerminalAg/Ni/Sn

Electrical Specifications (continued)

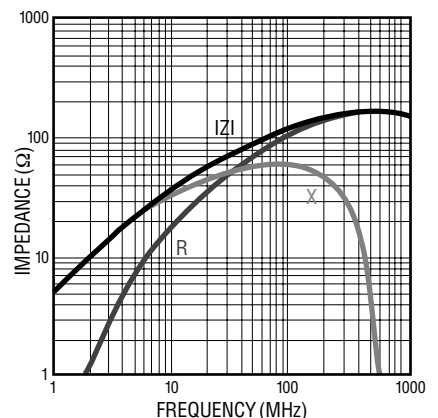
MT 4532- 250Y



MT 4532- 700Y



MT 4532- 121Y



*RoHS Directive 2002/95/EC Jan 27, 2003 including Annex and RoHS Recast 2011/65/EU June 8, 2011. Specifications are subject to change without notice. Customers should verify actual device performance in their specific applications.

Applications

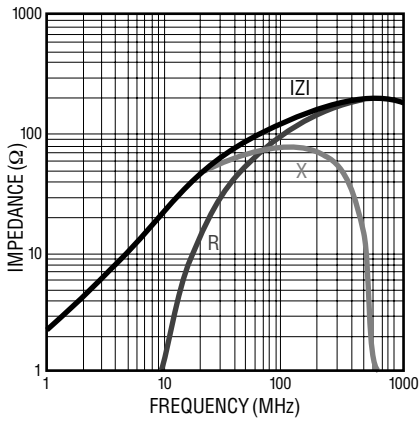
- Power supply lines
- IC power lines
- Signal lines

MT Series Low Impedance Chip Ferrite Beads

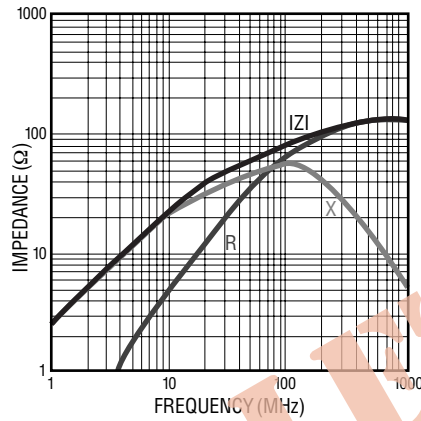
BOURNS®

Electrical Specifications (continued)

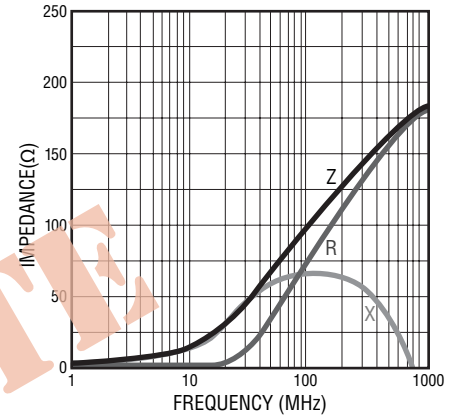
MT 4532- 131Y



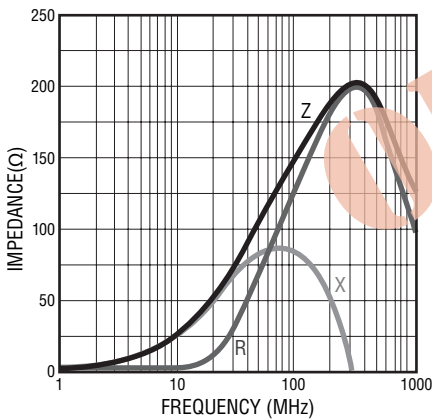
MT 4516- 800Y



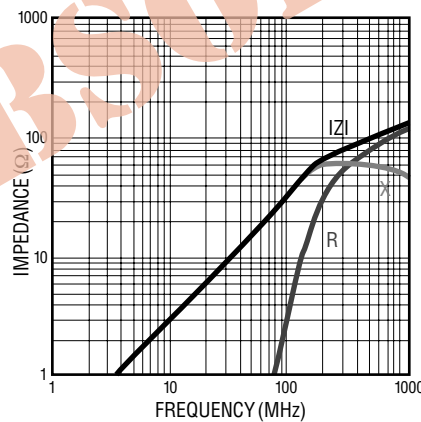
MT 4516- 101Y



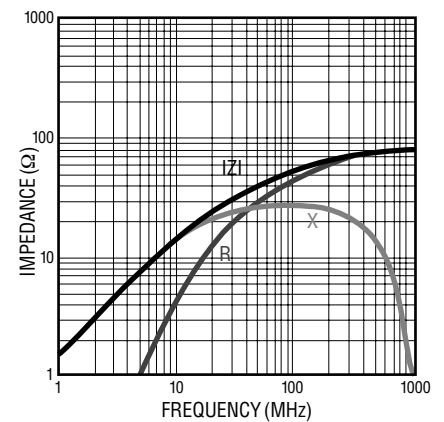
MT 4516- 151Y



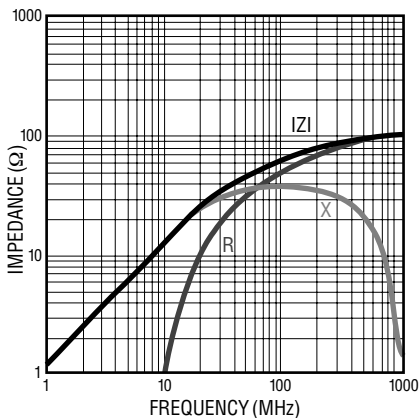
MT 3225- 310Y



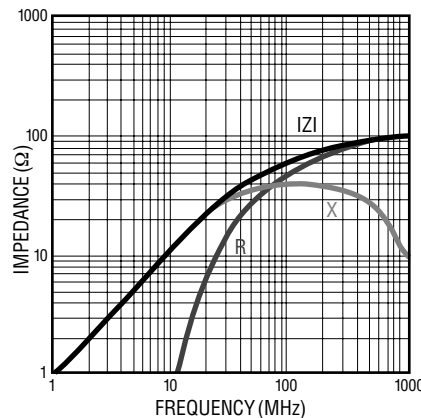
MT 3225- 520Y



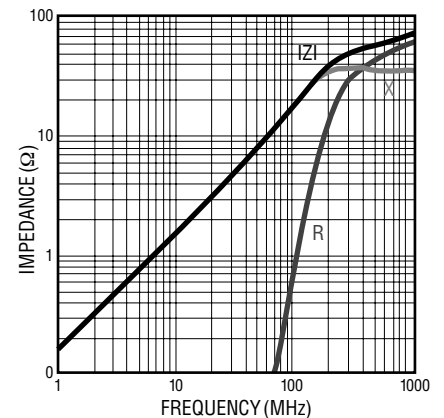
MT 3225- 600Y



MT 3266- 600Y



MT 3261- 190Y



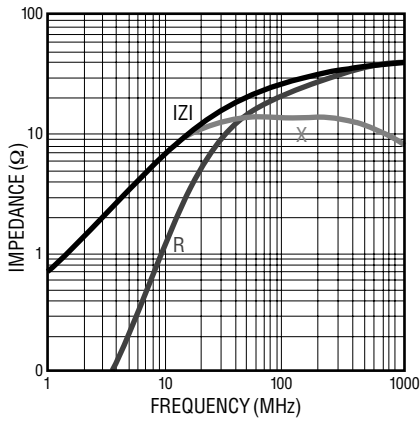
Specifications are subject to change without notice.
Customers should verify actual device performance in their specific applications.

MT Series Low Impedance Chip Ferrite Beads

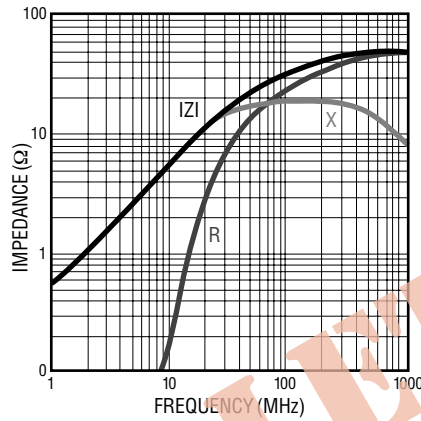
BOURNS®

Electrical Specifications (continued)

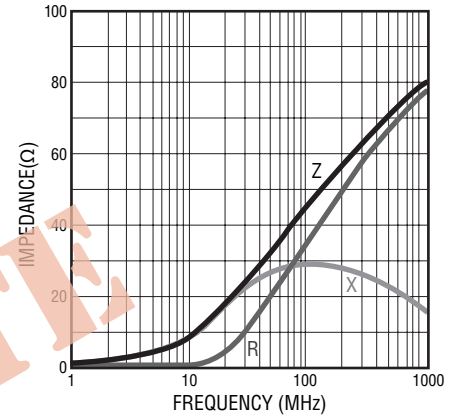
MT 3261- 260Y



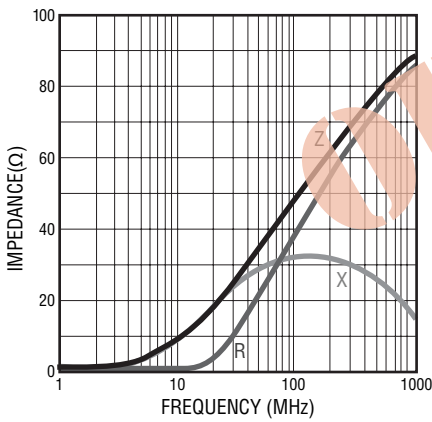
MT 3261- 310Y



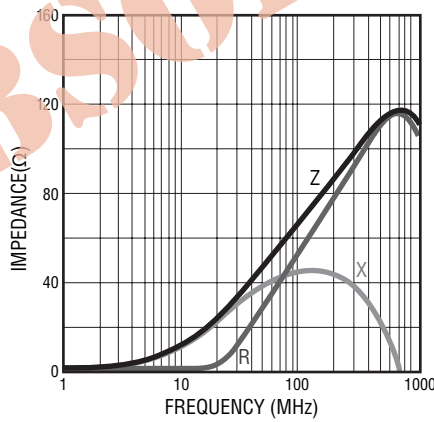
MT 3261- 420Y



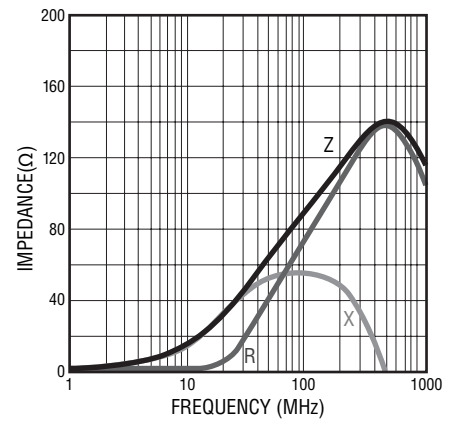
MT 3261- 500Y



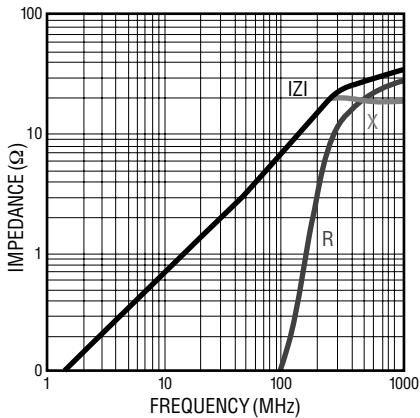
MT 3261- 700Y



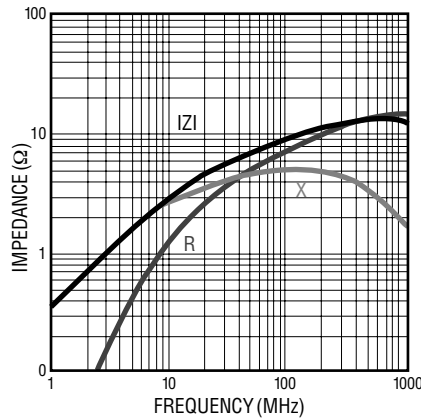
MT 3261- 900Y



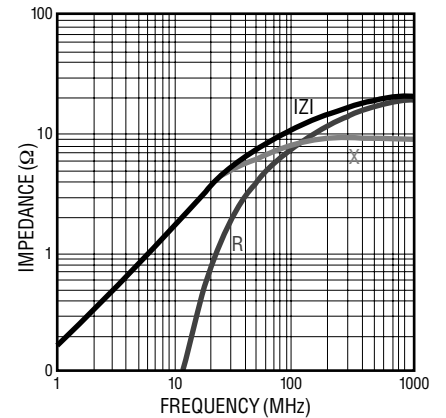
MT 2029- 070Y



MT 2029- 100Y



MT 2029- 110Y



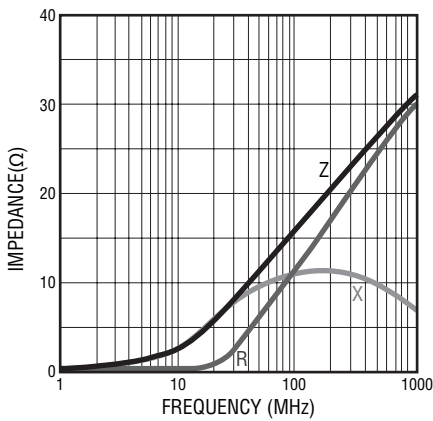
Specifications are subject to change without notice.
Customers should verify actual device performance in their specific applications.

MT Series Low Impedance Chip Ferrite Beads

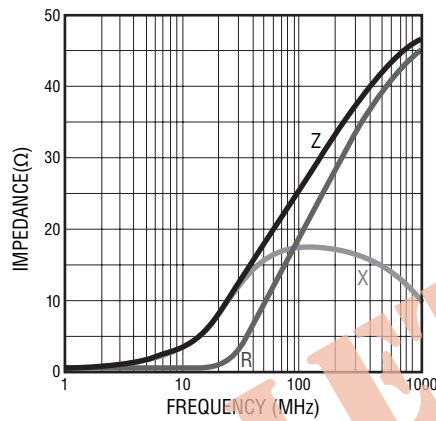
BOURNS®

Electrical Specifications (continued)

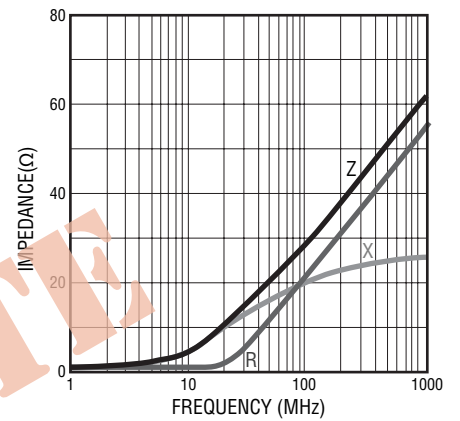
MT 2029- 170Y



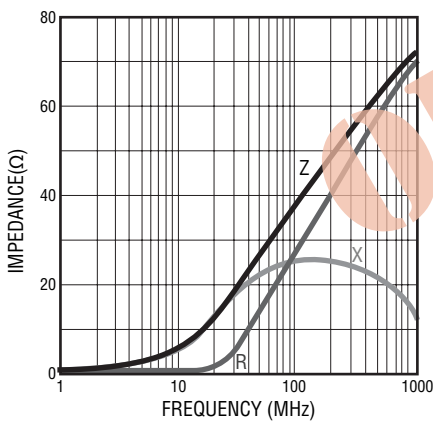
MT 2029- 260Y



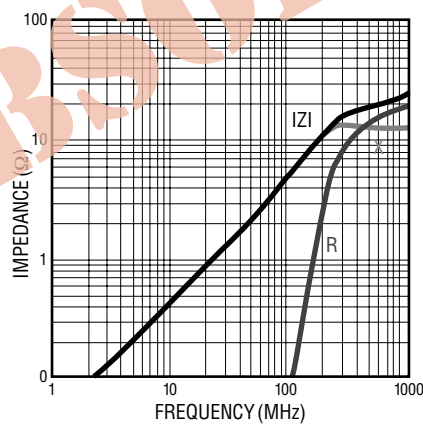
MT 2029- 300Y



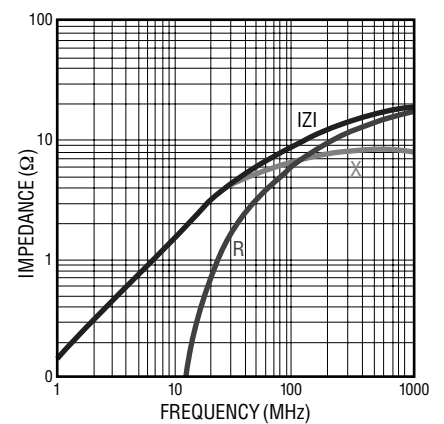
MT 2029- 400Y



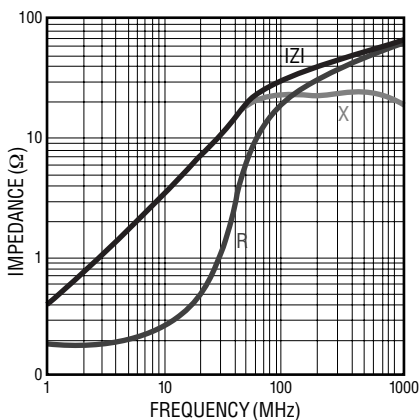
MT 1608- 050Y



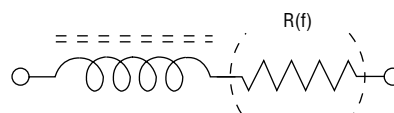
MT 1608- 090Y



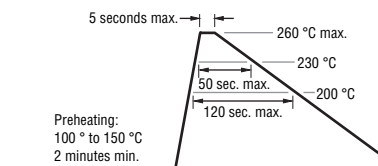
MT 1608- 300Y



Equivalent Circuit



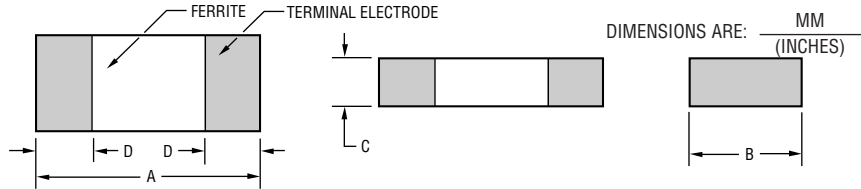
Recommended Soldering



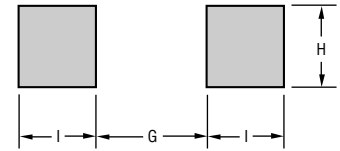
MT Series Low Impedance Chip Ferrite Beads

BOURNS®

Product Dimensions

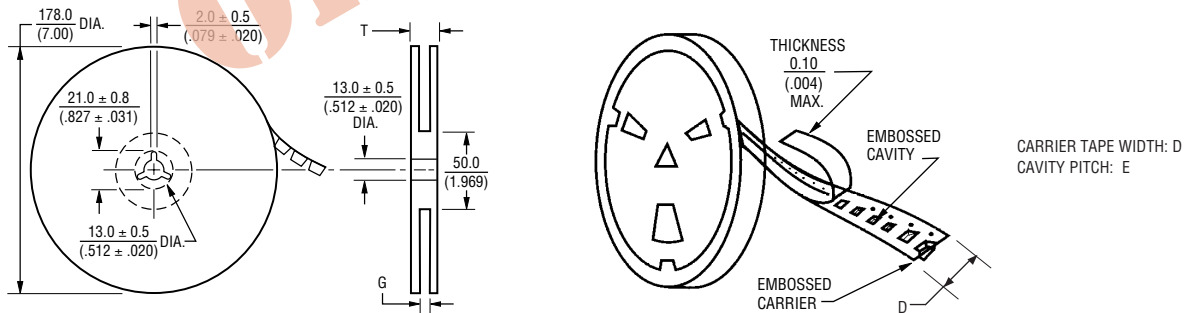


Recommended Land Pattern



Series	A	B	C	D	G	H	I
4532	$\frac{4.5 - 0.2}{(.177 - .008)}$	$\frac{3.2 - 0.2}{(.126 - .008)}$	$\frac{1.5 - 0.2}{(.059 - .008)}$	$\frac{0.5 - 0.2}{(.020 - .008)}$	$\frac{3.0}{(.118)}$	$\frac{3.0}{(.118)}$	$\frac{1.5}{(.059)}$
4516	$\frac{4.5 - 0.2}{(.177 - .008)}$	$\frac{1.6 - 0.2}{(.063 - .008)}$	$\frac{1.6 - 0.2}{(.063 - .008)}$	$\frac{0.5 - 0.2}{(.020 - .008)}$	$\frac{3.0}{(.118)}$	$\frac{1.4}{(.055)}$	$\frac{1.5}{(.059)}$
3266	$\frac{3.2 - 0.2}{(.126 - .008)}$	$\frac{1.6 - 0.2}{(.063 - .008)}$	$\frac{1.6 - 0.2}{(.063 - .008)}$	$\frac{0.5 - 0.2}{(.020 - .008)}$	$\frac{2.2}{(.118)}$	$\frac{1.4}{(.053)}$	$\frac{1.1}{(.043)}$
3261	$\frac{3.2 - 0.2}{(.126 - .008)}$	$\frac{1.6 - 0.2}{(.063 - .008)}$	$\frac{1.1 - 0.2}{(.043 - .008)}$	$\frac{0.5 - 0.2}{(.020 - .008)}$	$\frac{2.0}{(.079)}$	$\frac{1.4}{(.053)}$	$\frac{1.1}{(.043)}$
3225	$\frac{3.2 - 0.2}{(.126 - .008)}$	$\frac{2.5 - 0.2}{(.098 - .008)}$	$\frac{1.3 - 0.2}{(.051 - .008)}$	$\frac{0.5 - 0.2}{(.020 - .008)}$	$\frac{2.2}{(.118)}$	$\frac{2.3}{(.091)}$	$\frac{1.1}{(.043)}$
2029	$\frac{2.0 - 0.2}{(.079 - .008)}$	$\frac{1.2 - 0.2}{(.047 - .008)}$	$\frac{0.9 - 0.2}{(.035 - .008)}$	$\frac{0.5 - 0.2}{(.020 - .008)}$	$\frac{1.0}{(.040)}$	$\frac{1.0}{(.040)}$	$\frac{1.0}{(.040)}$
1608	$\frac{1.6 - 0.2}{(.063 - .008)}$	$\frac{0.8 - 0.2}{(.031 - .008)}$	$\frac{0.8 - 0.2}{(.031 - .008)}$	$\frac{0.5 - 0.2}{(.020 - .008)}$	$\frac{0.7}{(.028)}$	$\frac{0.7}{(.128)}$	$\frac{0.7}{(.128)}$

Reel Dimensions



Series	Pcs. per Reel	Gross Weight (g)	D	E	G	T
4532	1,000	170	$\frac{12.0}{(.472)}$	$\frac{8.0}{(.315)}$	$\frac{14.0 + 0}{(.551 + 0)}$	$\frac{16.5}{(.650)}$
4516	2,000	180	$\frac{12.0}{(.472)}$	$\frac{8.0}{(.315)}$	$\frac{14.0 + 0}{(.551 + 0)}$	$\frac{16.5}{(.650)}$
3266	2,000	140	$\frac{8.0}{(.315)}$	$\frac{4.0}{(.157)}$	$\frac{10.0 + 0}{(.394 + 0)}$	$\frac{12.5}{(.492)}$
3261	3,000	150	$\frac{8.0}{(.315)}$	$\frac{4.0}{(.157)}$	$\frac{10.0 + 0}{(.394 + 0)}$	$\frac{12.5}{(.492)}$
3225	2,500	160	$\frac{8.0}{(.315)}$	$\frac{4.0}{(.157)}$	$\frac{10.0 + 0}{(.394 + 0)}$	$\frac{12.5}{(.492)}$
2029	4,000	120	$\frac{8.0}{(.315)}$	$\frac{4.0}{(.157)}$	$\frac{10.0 + 0}{(.394 + 0)}$	$\frac{12.5}{(.492)}$
1608	4,000	90	$\frac{8.0}{(.315)}$	$\frac{4.0}{(.157)}$	$\frac{10.0 + 0}{(.394 + 0)}$	$\frac{12.5}{(.492)}$

Specifications are subject to change without notice.
Customers should verify actual device performance in their specific applications.