



Chipsmall Limited consists of a professional team with an average of over 10 year of expertise in the distribution of electronic components. Based in Hongkong, we have already established firm and mutual-benefit business relationships with customers from,Europe,America and south Asia,supplying obsolete and hard-to-find components to meet their specific needs.

With the principle of "Quality Parts,Customers Priority,Honest Operation,and Considerate Service",our business mainly focus on the distribution of electronic components. Line cards we deal with include Microchip,ALPS,ROHM,Xilinx,Pulse,ON,Everlight and Freescale. Main products comprise IC,Modules,Potentiometer,IC Socket,Relay,Connector.Our parts cover such applications as commercial,industrial, and automotives areas.

We are looking forward to setting up business relationship with you and hope to provide you with the best service and solution. Let us make a better world for our industry!



Contact us

Tel: +86-755-8981 8866 Fax: +86-755-8427 6832

Email & Skype: info@chipsmall.com Web: www.chipsmall.com

Address: A1208, Overseas Decoration Building, #122 Zhenhua RD., Futian, Shenzhen, China



Peak Emission Wavelength: 870nm


The MTE8760C consists of a 870nm high output infrared die in a water-clear 3mm plastic molded package. Custom package solutions and sorting are available.

FEATURES

- > High Output Power
- > Compact
- > High Reliability

APPLICATIONS

- > Optical Switches & Sensors
- > Optical Position Sensing / Security Systems
- > Medical Applications / Optical Communication
- > Bar-code Reader / Smoke Detector



Absolute Maximum Ratings (Ta=25°C)

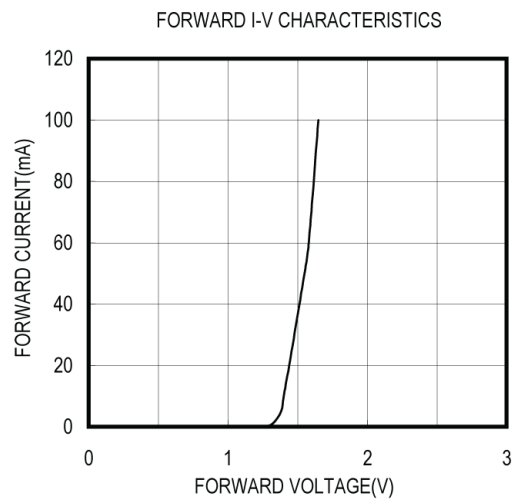
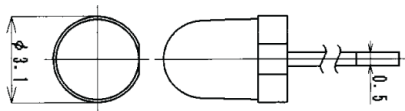
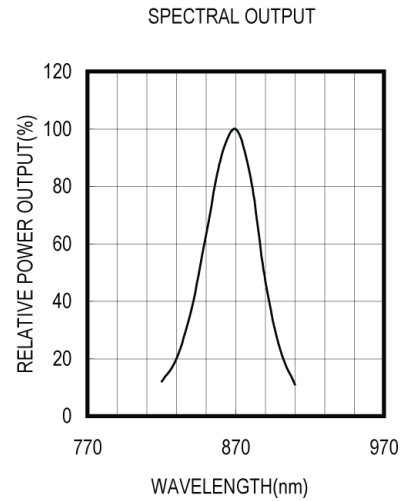
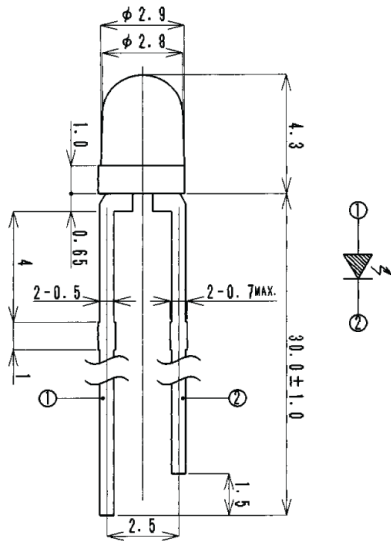


| ITEMS | SYMBOL | RATINGS | UNIT |
|------------------------------|--------|------------|------|
| Forward Current (DC) | IF | 100 | mA |
| Forward Current (Pulse)*1 | IFP | 1 | A |
| Reverse Voltage | VR | 5 | V |
| Power Dissipation | PD | 100 | mW |
| Operating Temperature Range | Topr | -20 ~ +80 | °C |
| Storage Temperature Range | Tstg | -30 ~ +100 | °C |
| Junction Temperature | Tj | 100 | °C |
| Lead Soldering Temperature*2 | Tls | 260 | °C |

*1: Tw=10μsec, T=10msec. *2: Time 5 Sec max, Position: Up to 3mm from the body.

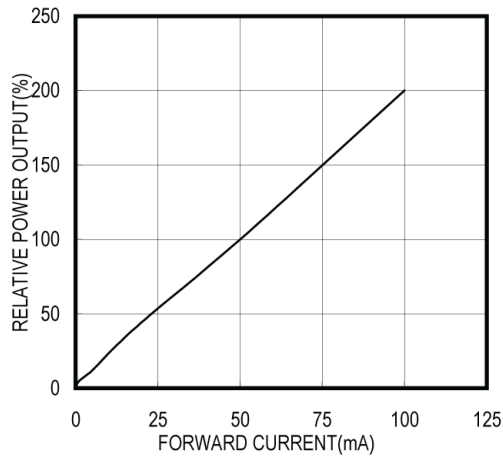
Electrical & Optical Characteristics (Ta = 25°C)

| ITEMS | SYMBOL | CONDITIONS | MIN | TYP | MAX | UNIT |
|---------------------------|--------|------------|-----|------|-----|------|
| Power Output | PO | IF=50mA | 8.0 | 18.0 | -- | mW |
| Forward Voltage | VF | IF=50mA | -- | 1.5 | 1.8 | V |
| Reverse Current | IR | VR=5V | -- | -- | 10 | μA |
| Peak Emission Wavelength | λp | IF=50mA | -- | 870 | -- | nm |
| Spectral Line Half Width | Δλ | IF=50mA | -- | 45 | -- | nm |
| Half Intensity Beam Angle | Θ | IF=50mA | -- | ±20 | -- | deg |

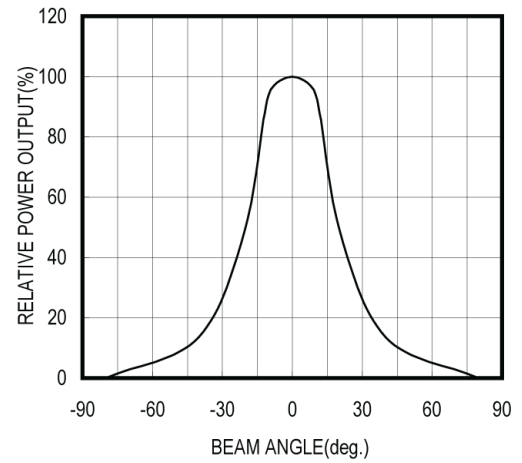


Unit: mm, Tolerance: ± 0.2

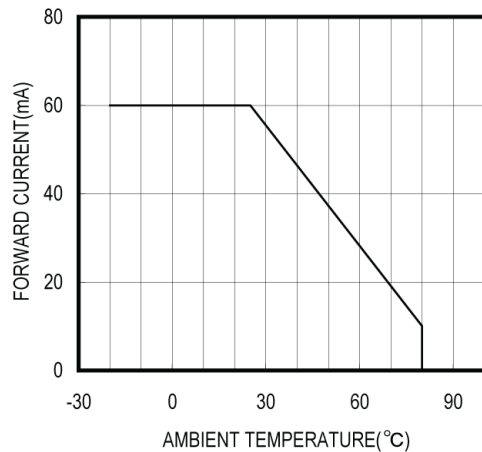
RELATIVE POWER vs FORWARD CURRENT



RADIATION PATTERN



THERMAL DERATING CURVE



The information contained herein is subject to change without notice.

2012-05-17