



Chipsmall Limited consists of a professional team with an average of over 10 year of expertise in the distribution of electronic components. Based in Hongkong, we have already established firm and mutual-benefit business relationships with customers from,Europe,America and south Asia,supplying obsolete and hard-to-find components to meet their specific needs.

With the principle of “Quality Parts,Customers Priority,Honest Operation,and Considerate Service”,our business mainly focus on the distribution of electronic components. Line cards we deal with include Microchip,ALPS,ROHM,Xilinx,Pulse,ON,Everlight and Freescale. Main products comprise IC,Modules,Potentiometer,IC Socket,Relay,Connector.Our parts cover such applications as commercial,industrial, and automotives areas.

We are looking forward to setting up business relationship with you and hope to provide you with the best service and solution. Let us make a better world for our industry!



Contact us

Tel: +86-755-8981 8866 Fax: +86-755-8427 6832

Email & Skype: info@chipsmall.com Web: www.chipsmall.com

Address: A1208, Overseas Decoration Building, #122 Zhenhua RD., Futian, Shenzhen, China



Cree XTE-HV Series

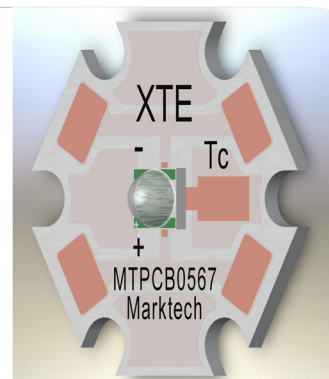
Optimized for non-directional and small LED replacement lamps such as B10 candelabra, E17, GU10 and A19 bulbs, the XLamp XTE High-Voltage White LED delivers both high lumen output and high efficacy in a small footprint.

FEATURES

- > Typical $V_F = 46V @ 22mA$, Maximum $I_F=66mA$
- > Wide Viewing Angle: 115°
- > Low Thermal Resistance: $6.5^\circ C/W$
- > Maximum Junction Temperature: $150^\circ C$

APPLICATIONS

- > Lighting
- > Small Bulbs
 - > E17, GU10, A19, B10



Flux Characteristics ($T_j=85^\circ C$ --White)



COLOR TEMPERATURE	CCT (TYP.)(°K)*	MIN.FLUX (LM) @22MA	KIT USED
Cool White	6000--6500	107	LD51
Neutral White	4750--5000	100	LCE3
Warm White	3000--3250	80.6	L9E7

*See Cree Specifications

*Absolute Maximum Ratings (Note 1)

ITEMS	SYMBOL	RATING	UNIT
Forward Current (Note 2)	I_F	66	mA
Forward Voltage (@22mA, $85^\circ C$)	V_F	55	V
Reverse Current	I_R	0.1	mA
Temperature Coefficient of Forward Voltage	V_{TC}	-37	mV/ $^\circ C$
Operating Temperature at T_c Point (Note 2&3)	T_{OPR}	115	$^\circ C$
Junction Temperature	T_J	150	$^\circ C$
ESD Classification (HBM per MIL-STD-883D)	--	Class 2	--

* Exceeding maximum ratings may damage the LED and cause potential safety hazards.

* Elevated operating temperatures can be expected to negatively impact the service life (lumen output)

* All data is related to entire assembly. Data reflects statistical mean values. Actual data may differ depending on variances in the manufacturing process.

* End users need to take into account the lumen depreciation as the temperature rises with various thermal solutions installed.

* It is highly recommended for the user to review the CREE XTE-HV Series page for additional and most recent technical data at <http://www.cree.com/led-components-and-modules/products/xlamp/discrete-directional/xlamp-xte-hvw>

Note 1: Using continuously under elevated loads (i.e. the application of high temperature/current/voltage or a significant change in temperature, etc.) may cause this product to significantly decrease in reliability even if the operating conditions are within the absolute maximum ratings.

Note 2: The thermal resistance from the LED junction to ambient temperature, $R_{th(j-a)}$, should be kept below 10°C/W so that the LED is not exposed to a condition beyond the absolute maximum ratings.

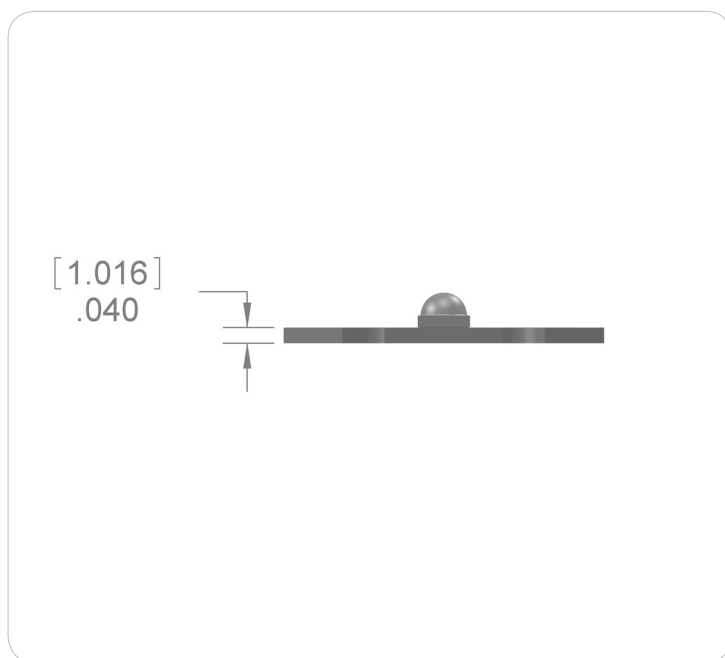
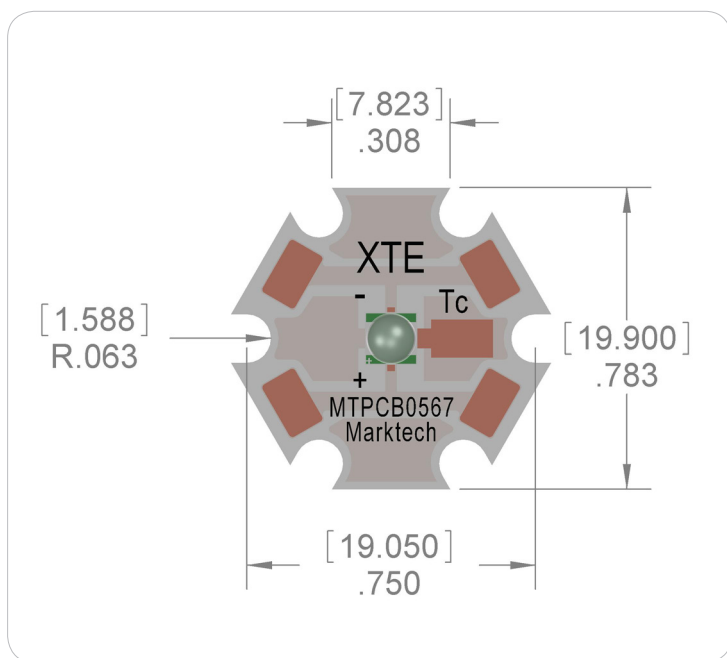
Note 3: The temperature of the LED assembly must be measured at the T_c -point according to EN60598-1 in a thermally constant status with a temperature sensor or a temperature sensitive label.

Hardware (not included)

- > Mount with #4 Machine Screws.
- > 16AWG Maximum Wire Gauge.
- > Use only with constant current power supplies.

PCB Fabrication

- > Layer Count: 1
- > Core Material: 6061-T6 Aluminum
- > Single Layer Copper Weight: 1oz
- > Solder Mask: White
- > Finishing Plating: Pb Free HASL



The information contained herein is subject to change without notice.

2012-04-18