



Chipsmall Limited consists of a professional team with an average of over 10 year of expertise in the distribution of electronic components. Based in Hongkong, we have already established firm and mutual-benefit business relationships with customers from,Europe,America and south Asia,supplying obsolete and hard-to-find components to meet their specific needs.

With the principle of "Quality Parts,Customers Priority,Honest Operation,and Considerate Service",our business mainly focus on the distribution of electronic components. Line cards we deal with include Microchip,ALPS,ROHM,Xilinx,Pulse,ON,Everlight and Freescale. Main products comprise IC,Modules,Potentiometer,IC Socket,Relay,Connector.Our parts cover such applications as commercial,industrial, and automotives areas.

We are looking forward to setting up business relationship with you and hope to provide you with the best service and solution. Let us make a better world for our industry!



Contact us


Tel: +86-755-8981 8866 Fax: +86-755-8427 6832

Email & Skype: info@chipsmall.com Web: www.chipsmall.com

Address: A1208, Overseas Decoration Building, #122 Zhenhua RD., Futian, Shenzhen, China



Peak Emission Wavelength: 1650nm



Description

- Size 1206: 3.2 (L) x 1.6 (W) x 1.2 (H) mm
- Circuit substrate: glass laminated epoxy
- Devices are RoHS conform
- Lead free solderable, soldering pads: gold plated
- Taped in 8 mm blister tape, cathode to transporting perforation
- All devices are sorted into radiant intensity classes
- High radiation intensity types
- Taping: face-up (TU) or face-down (TD) possible

Absolute Maximum Ratings (Ta=25°C)



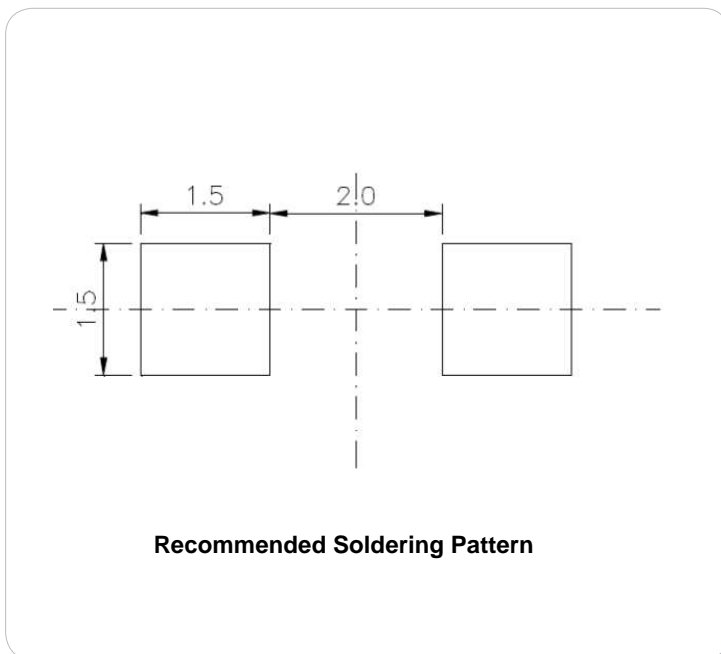
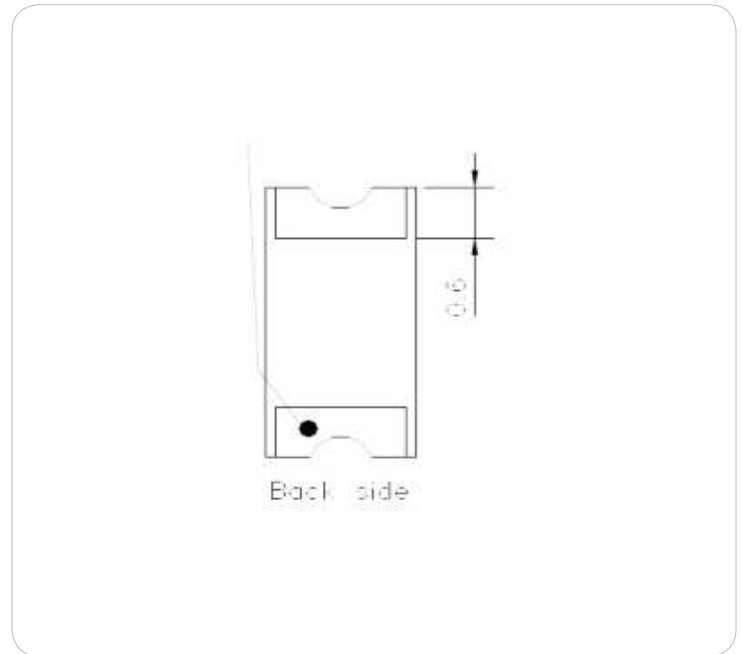
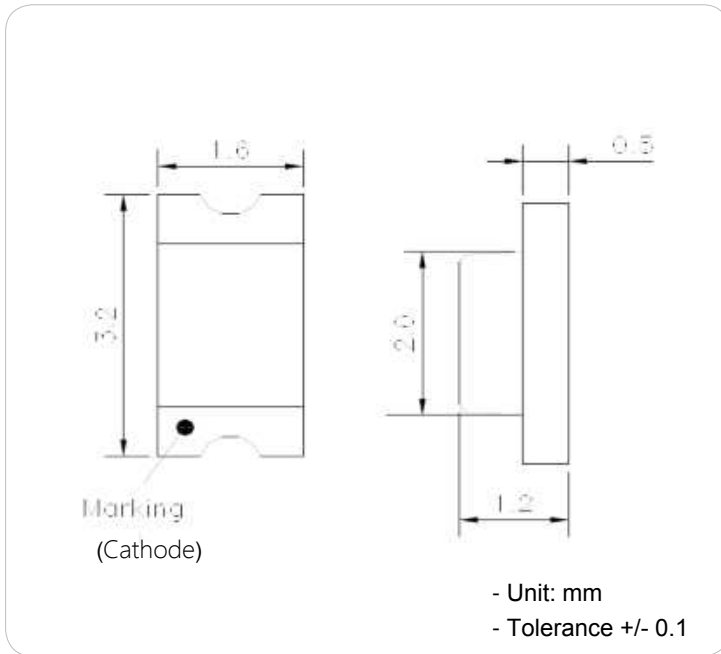
ITEMS	SYMBOL	RATINGS	UNIT
Forward DC Current	If	50	mA
Peak Forward Current *	Ifp	100	mA
Reverse Voltage	Vr	5	V
Reverse Current	Ir	100	uA
Operating Temperature	Top	-40 to +85	°C
Storage Temperature	Tst	-55 to +85	°C
Thermal Resistance	RthJA	450	K/W

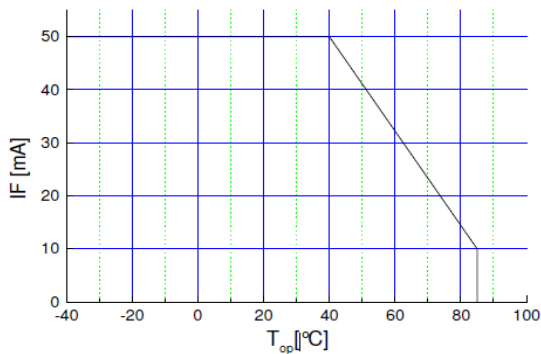
* tp ≤ 100 us, T=1:10

Electrical & Optical Characteristics (Ta = 25°C)

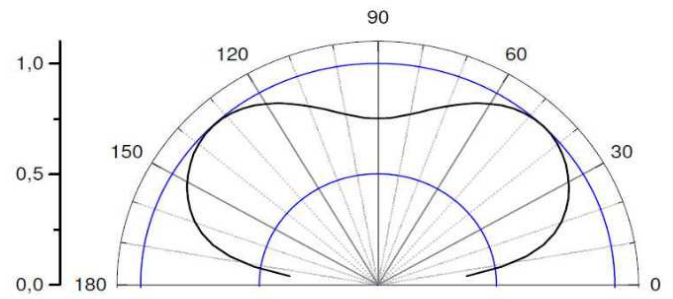
ITEMS	SYMBOL	MIN	TYP	MAX	UNIT
Forward Current	If	--	--	50	mA
Forward Voltage	Vf	--	1.0	1.3	V
Peak Wavelength	λp	1600	1650	1700	nm
Radiant Power	Φe	--	1.7		mW
Spectral Bandwidth	Δλ0.5	--	130	--	nm

Package Dimensions



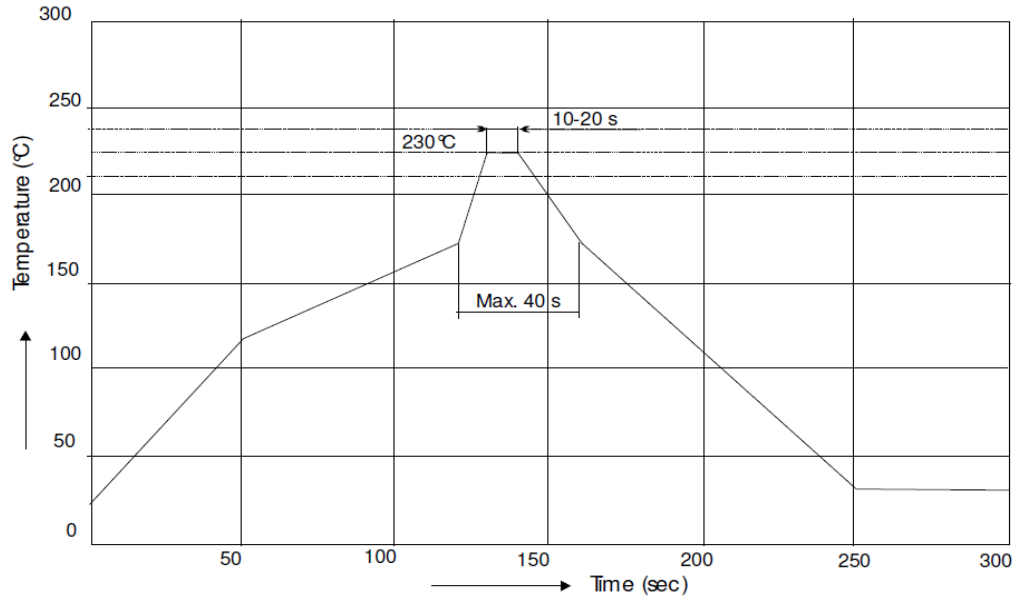


Maximal forward current (DC) characteristic

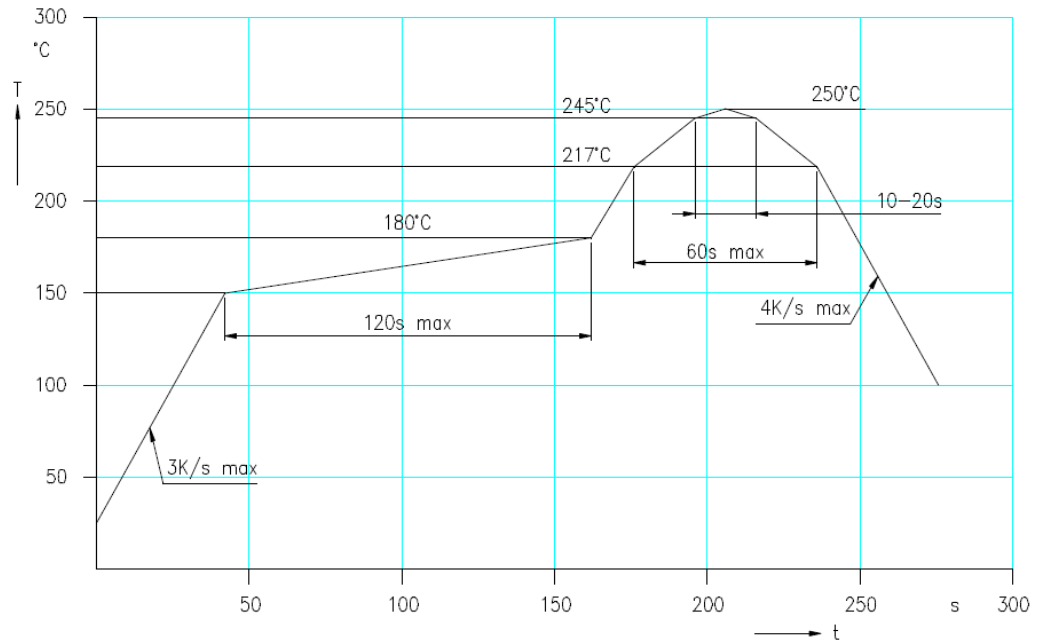


View angle

IR reflow soldering profile



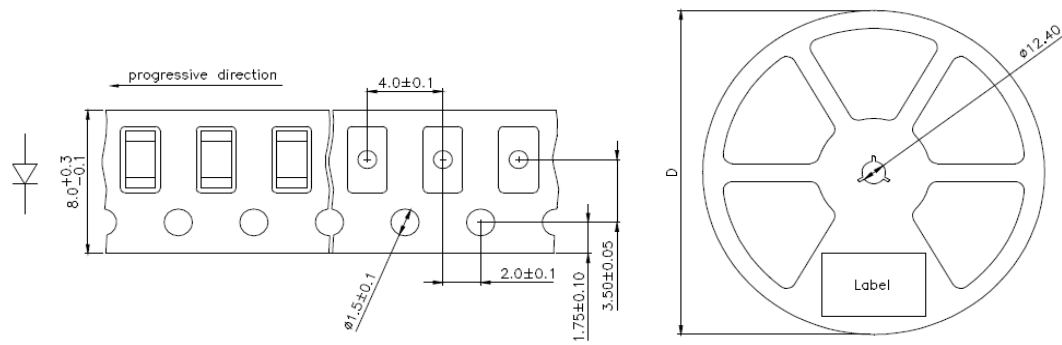
IR reflow soldering profile for lead free soldering



Manual soldering:
max power of iron 25 W / 3 s / 300°C

Measured according to CIE 127. All SMD-LEDs are 100% measured and selected on full automated equipment with an accuracy of $\pm 11\%$.

Tape and Reel packing



D = 180mm

Tape and Reel -Suffice to the part number	
Ex:	MTXXXXX-T05 = 500 piece reel
Code	Components per reel
T05	500
T1	1000
T2	2000
T25	2500
T3	3000

Packing: The reel is sealed in special plastic bag with integrate ESD protection (MIL - STD 81705) including a silica dry-pack