



Chipsmall Limited consists of a professional team with an average of over 10 year of expertise in the distribution of electronic components. Based in Hongkong, we have already established firm and mutual-benefit business relationships with customers from,Europe,America and south Asia,supplying obsolete and hard-to-find components to meet their specific needs.

With the principle of “Quality Parts,Customers Priority,Honest Operation,and Considerate Service”,our business mainly focus on the distribution of electronic components. Line cards we deal with include Microchip,ALPS,ROHM,Xilinx,Pulse,ON,Everlight and Freescale. Main products comprise IC,Modules,Potentiometer,IC Socket,Relay,Connector.Our parts cover such applications as commercial,industrial, and automotives areas.

We are looking forward to setting up business relationship with you and hope to provide you with the best service and solution. Let us make a better world for our industry!



## Contact us

Tel: +86-755-8981 8866 Fax: +86-755-8427 6832

Email & Skype: info@chipsmall.com Web: www.chipsmall.com

Address: A1208, Overseas Decoration Building, #122 Zhenhua RD., Futian, Shenzhen, China



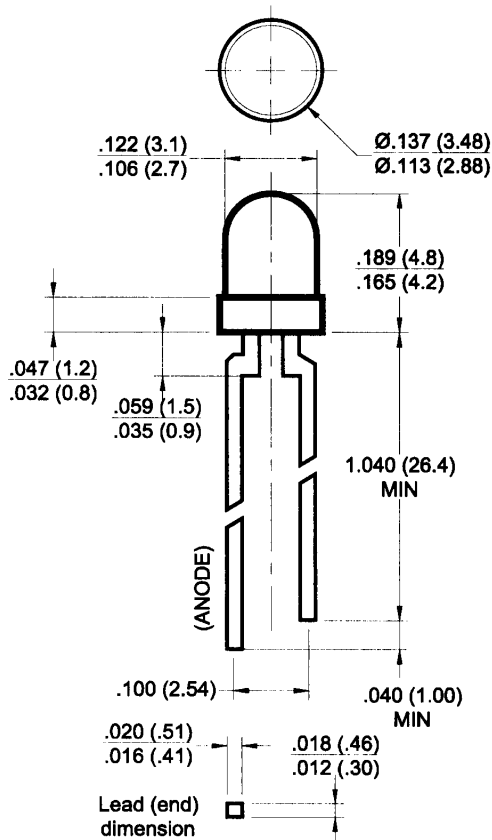
AllInGaP Red

MV7042

MV7043

MV7044

**PACKAGE DIMENSIONS**



Note: 1) All dimensions are in inches (mm).  
2) Lead spacing is measured where the leads emerge from the package.  
3) Protruded resin under the flange is 1.5mm (0.059") max.

**DESCRIPTION**

These T-1 LEDs have a wide viewing angle of 60° and are encapsulated in an epoxy package with a water clear lens. They are constructed with AllInGaP LEDs and emit a peak wavelength of 645 nm.

**FEATURES**

- Popular T-1 package.
- Low drive current.
- Solid State reliability.
- Super high brightness suitable for outdoor applications.
- Water clear optics.
- Standard 100 mil. Lead spacing.

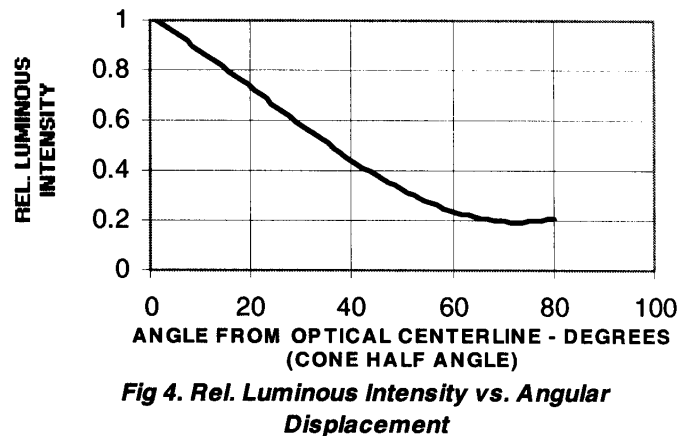
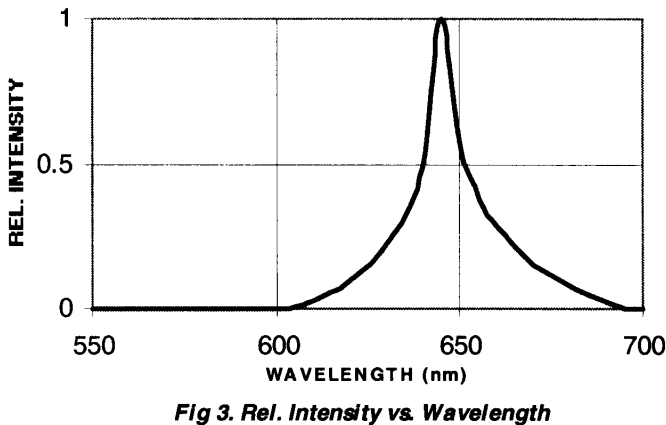
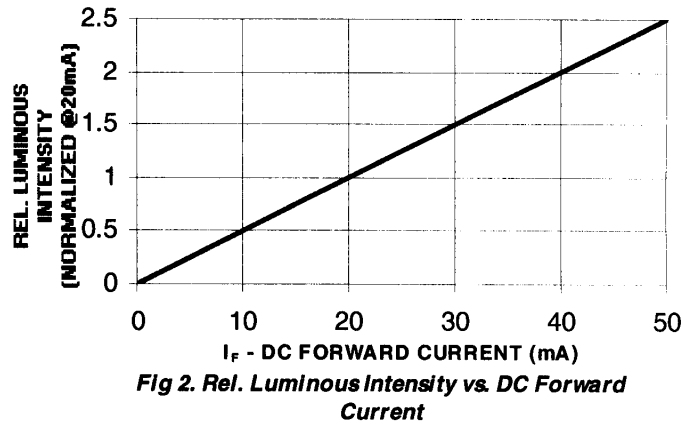
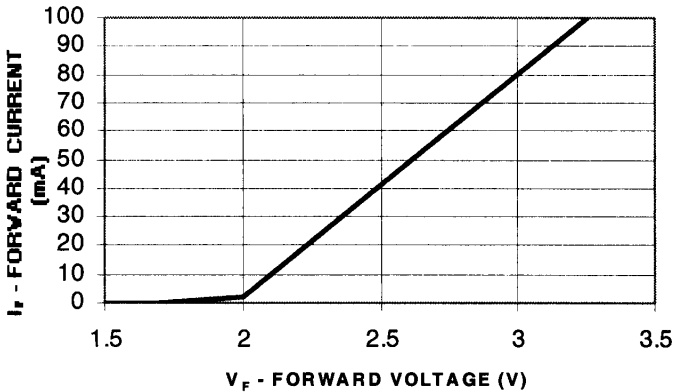
**ABSOLUTE MAXIMUM RATINGS** (T<sub>A</sub>=25°C unless otherwise specified)

DC forward current (I <sub>F</sub> ) .....	30 mA
Peak forward current (I <sub>F</sub> ) @ f = 1.0 KHz, Duty factor = 1/10 .....	160 mA
Power dissipation (P <sub>d</sub> ) .....	85 mW
Reversed voltage (V <sub>R</sub> ) I <sub>R</sub> = 10 µA .....	5 V
Operating temperature range .....	-40°C to +100°C
Storage temperature range .....	-40°C to +100°C
Lead soldering time .....	5 secs @ 260°C

**ELECTRO-OPTICAL CHARACTERISTICS** ( $T_A=25^\circ\text{C}$  unless otherwise specified)

Part Number:	<u>MV7042</u>	<u>MV7043</u>	<u>MV7044</u>	Test Condition
Luminous intensity (mcd)				$I_F = 20\text{ mA}$
Minimum	100	160	250	
Typical	150	240	375	
Forward voltage ( $V_F$ )				$I_F = 20\text{ mA}$
Typical	2.1	2.1	2.1	
Maximum	2.8	2.8	2.8	
Peak Wavelength	645	645	645	$I_F = 20\text{ mA}$
Spectral line half width (nm)	20	20	20	$I_F = 20\text{ mA}$
Viewing angle	60	60	60	$I_F = 20\text{ mA}$

**TYPICAL ELECTRO-OPTICAL CHARACTERISTIC CURVES** ( $T_A = 25^\circ\text{C}$ )



**DISCLAIMER**

FAIRCHILD SEMICONDUCTOR RESERVES THE RIGHT TO MAKE CHANGES WITHOUT FURTHER NOTICE TO ANY PRODUCTS HEREIN TO IMPROVE RELIABILITY, FUNCTION OR DESIGN. FAIRCHILD DOES NOT ASSUME ANY LIABILITY ARISING OUT OF THE APPLICATION OR USE OF ANY PRODUCT OR CIRCUIT DESCRIBED HEREIN; NEITHER DOES IT CONVEY ANY LICENSE UNDER ITS PATENT RIGHTS, NOR THE RIGHTS OF OTHERS.

**LIFE SUPPORT POLICY**

FAIRCHILD'S PRODUCTS ARE NOT AUTHORIZED FOR USE AS CRITICAL COMPONENTS IN LIFE SUPPORT DEVICES OR SYSTEMS WITHOUT THE EXPRESS WRITTEN APPROVAL OF THE PRESIDENT OF FAIRCHILD SEMICONDUCTOR CORPORATION. As used herein:

1. Life support devices or systems are devices or systems which, (a) are intended for surgical implant into the body, or (b) support or sustain life, and (c) whose failure to perform when properly used in accordance with instructions for use provided in the labeling, can be reasonably expected to result in a significant injury of the user.
2. A critical component in any component of a life support device or system whose failure to perform can be reasonably expected to cause the failure of the life support device or system, or to affect its safety or effectiveness.