



Chipsmall Limited consists of a professional team with an average of over 10 year of expertise in the distribution of electronic components. Based in Hongkong, we have already established firm and mutual-benefit business relationships with customers from,Europe,America and south Asia,supplying obsolete and hard-to-find components to meet their specific needs.

With the principle of “Quality Parts,Customers Priority,Honest Operation,and Considerate Service”,our business mainly focus on the distribution of electronic components. Line cards we deal with include Microchip,ALPS,ROHM,Xilinx,Pulse,ON,Everlight and Freescale. Main products comprise IC,Modules,Potentiometer,IC Socket,Relay,Connector.Our parts cover such applications as commercial,industrial, and automotives areas.

We are looking forward to setting up business relationship with you and hope to provide you with the best service and solution. Let us make a better world for our industry!



Contact us

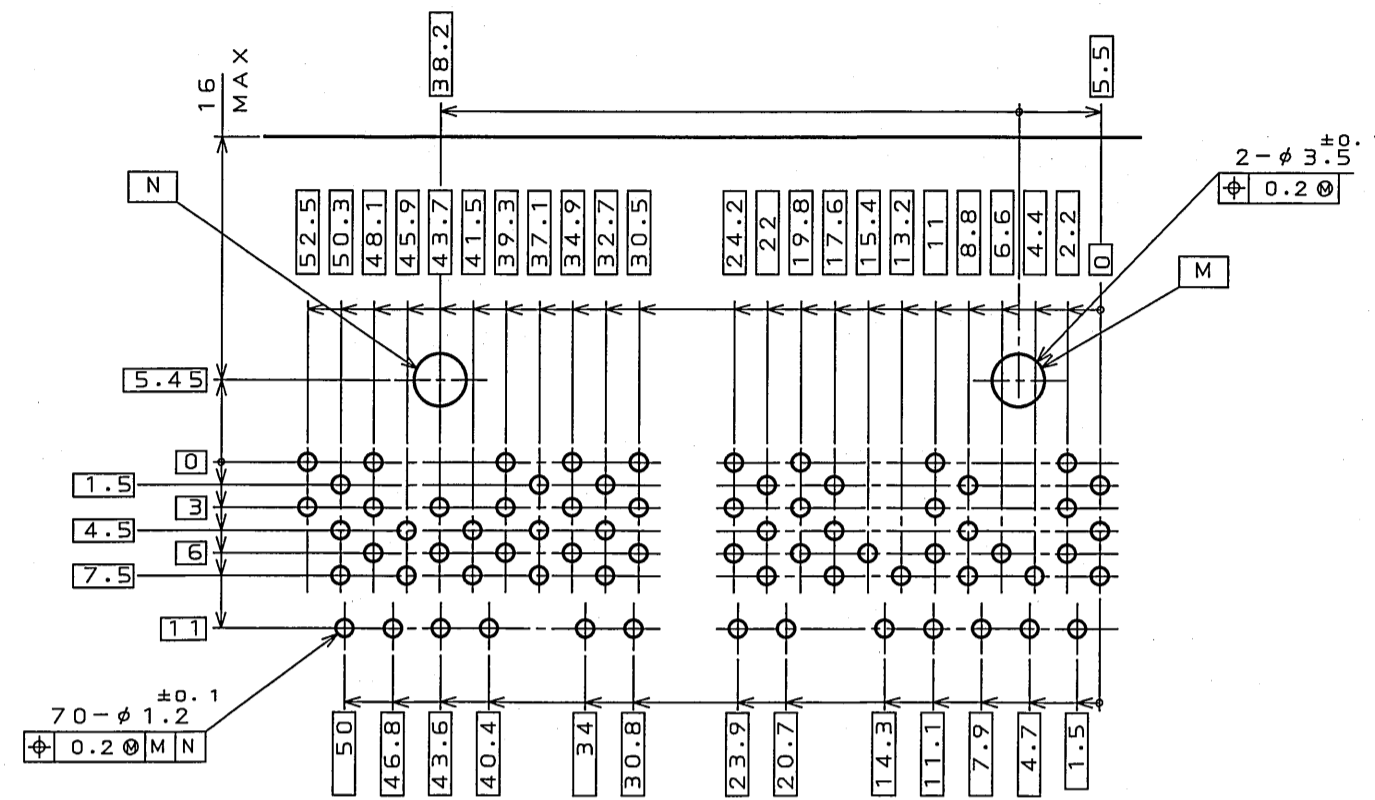
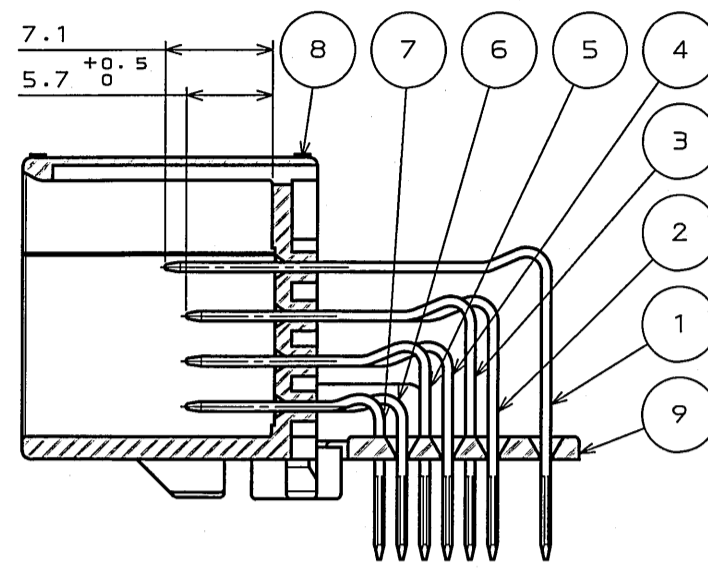
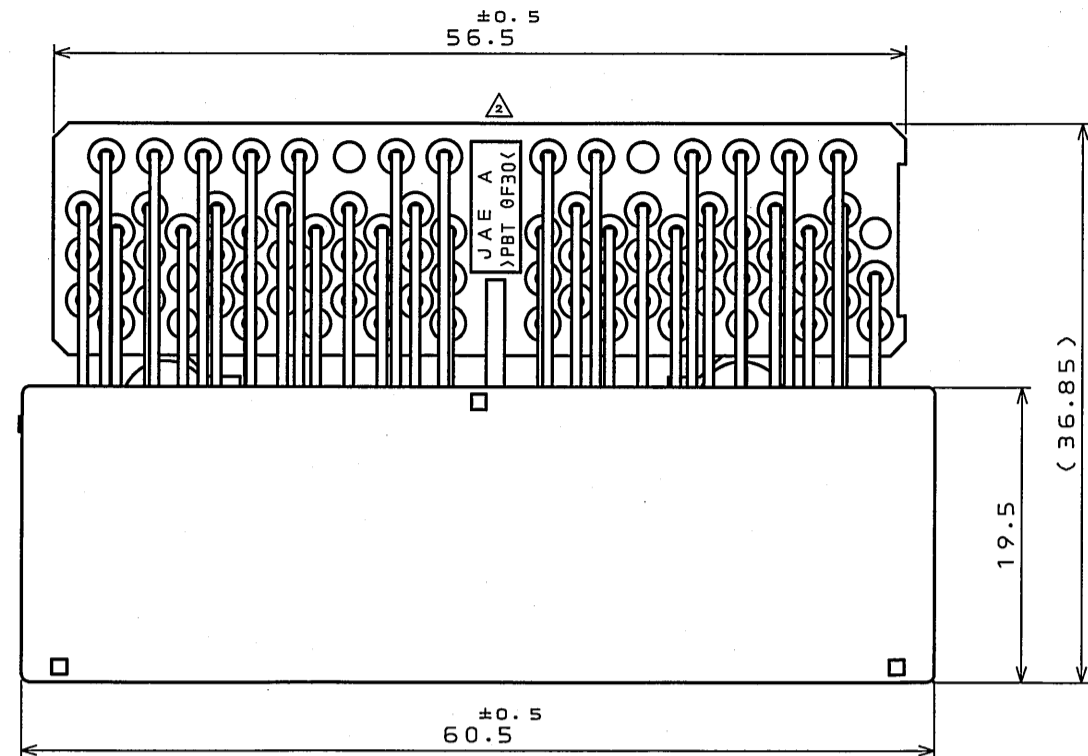
Tel: +86-755-8981 8866 Fax: +86-755-8427 6832

Email & Skype: info@chipsmall.com Web: www.chipsmall.com

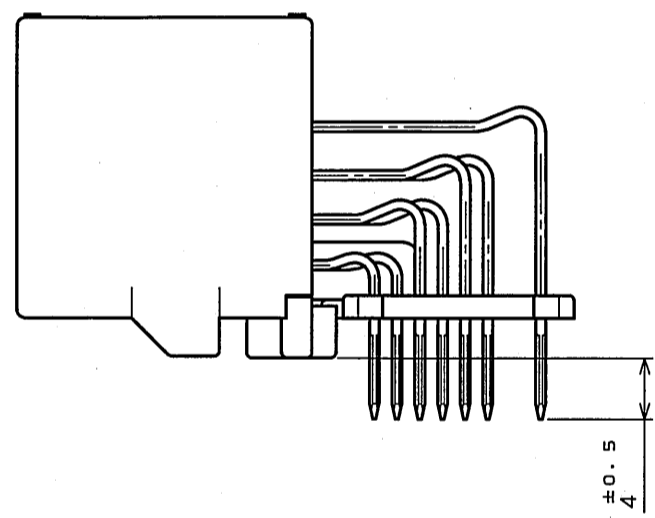
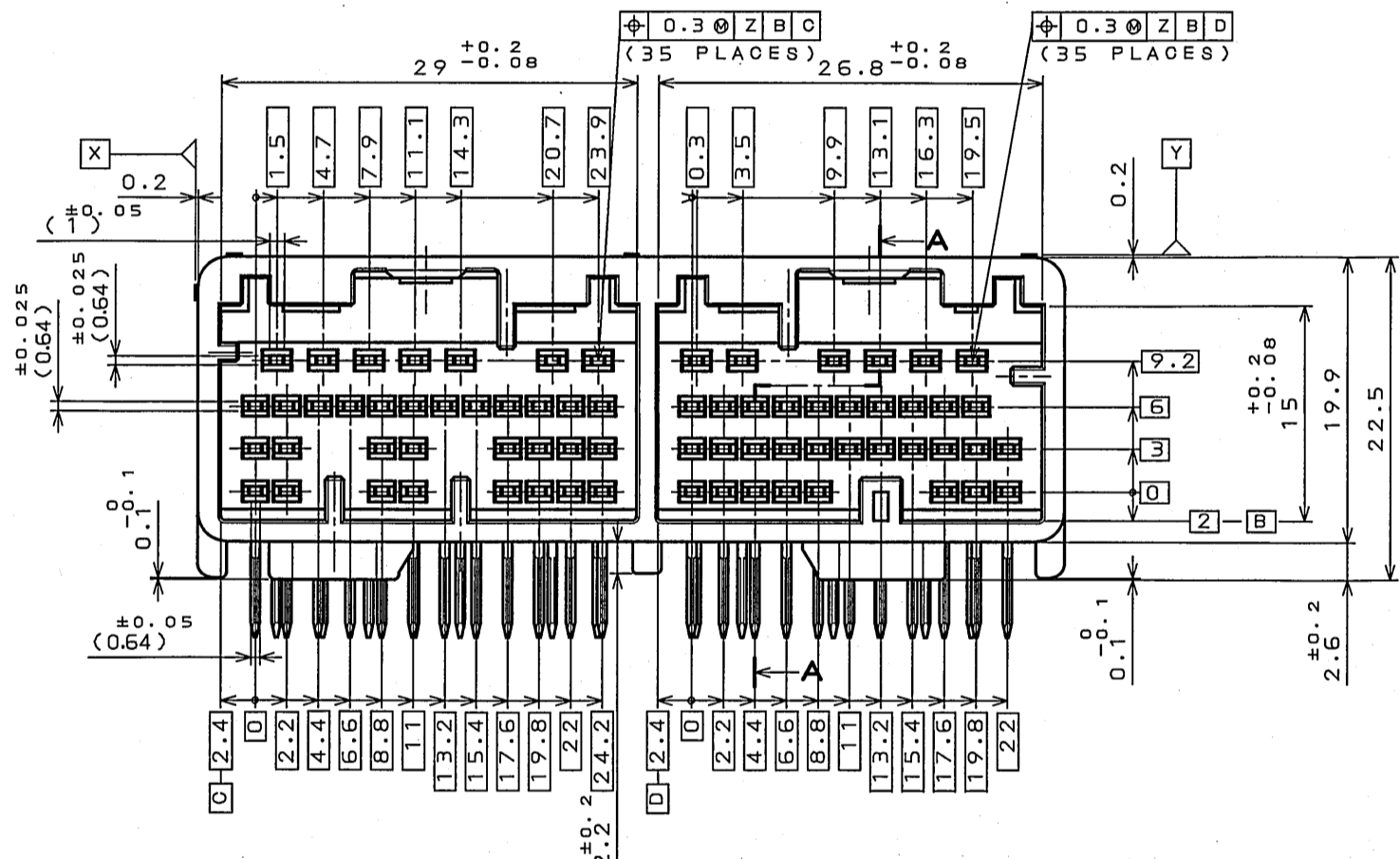
Address: A1208, Overseas Decoration Building, #122 Zhenhua RD., Futian, Shenzhen, China



| 版数 REV. | 年月日 DATE | DCN NO. | 変更内容 DESCRIPTION | 製図 DR. | 担当 GHK. | 査閲 APPD. | 承認 APPD. |
|---------|-------------|---------|----------------------------------|--------|-----------|----------|----------|
| 2 | 18.Mar.2005 | 056806 | CORRECTION OF MOLD MATERIAL MARK | | Y.HAMAOKA | | A. Ono |

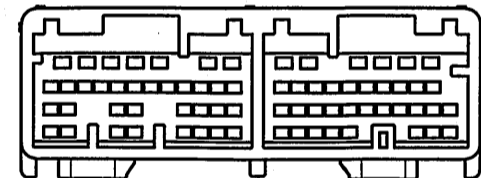


P.C.B. HOLE PATTERNS (REF.)
基板取付穴寸法(参考)



PART NUMBER IDENTIFICATION

当該製品の識別

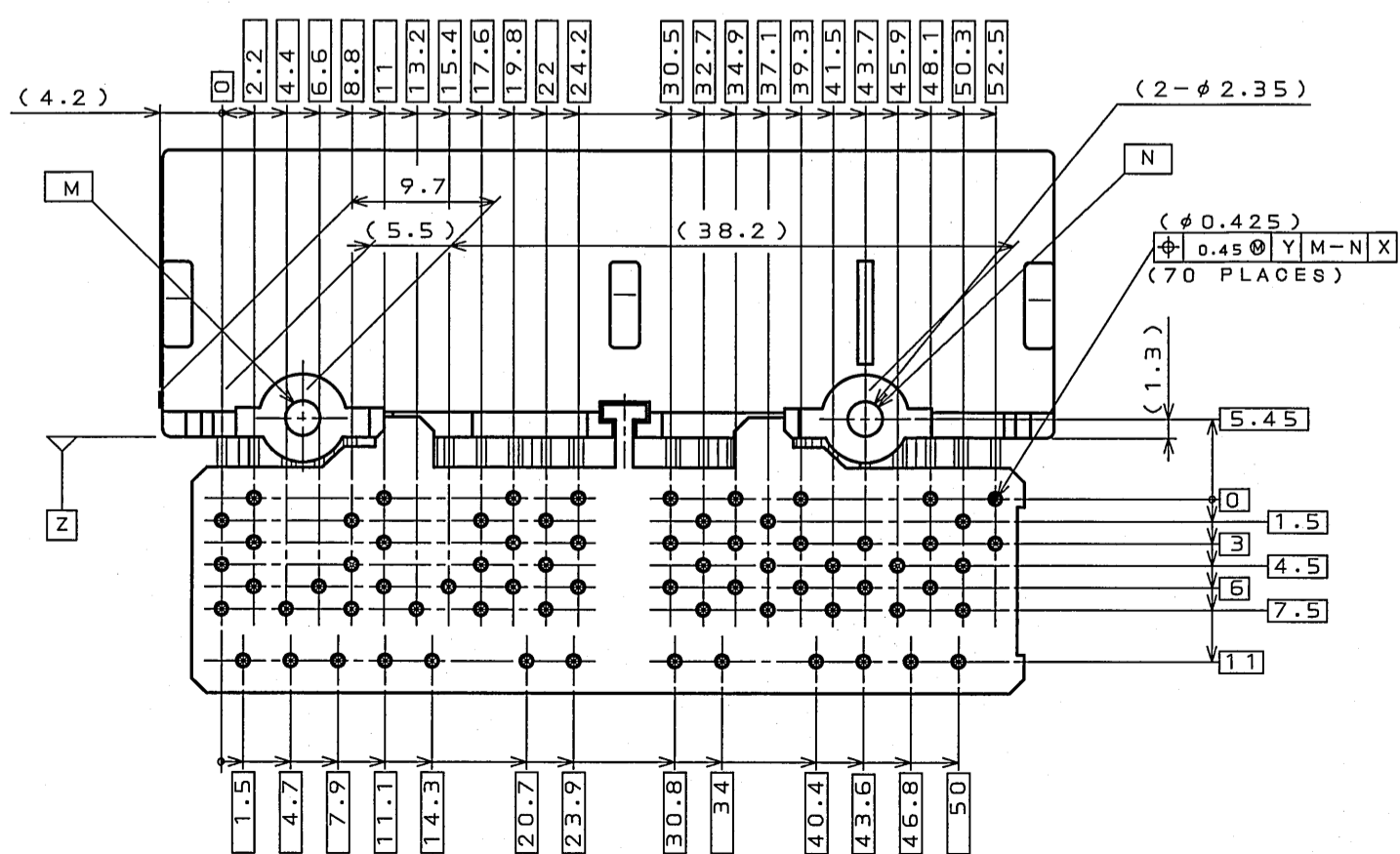
| PART NUMBER 品名 | COLOR OF INSULATOR インシュレータ色相 | KEY CONFIGURATION OF HOUSING AND TERMINAL PLATE & POSITION ハウジングのキー形状及び端子めつき位置 | DENOTES NO TERMINAL, THE OTHER POSITION HAS TIN-PLATED TERMINAL 空き端子位置,他は錫めつき |
|-------------------|---------------------------------|---|---|
| MX31 070NFD | COLOR: GRAY |  | ALL-TIN PLATED (全スズめつき) |

NOTE 1. THE SHEARED EDGES ARE NOT PLATED.

2. RECOMMENDED SET SCREW ON PC BOARD IS M3 X 6 TAPPING SCREW
2ND CLASS OR 4TH CLASS OF JIS B 1115, OR 1122 OR 1123.

注1.せん断面にはめつきは付かない。

2.基板への推奨取付ネジはJIS B 1115,1122又は1123 M3X6
タッピングネジ2種又は4種とする。



特別管理品目
SPECIAL CONTROL ITEM
MX(AUTO)

| 符号 NO. | 名称 DESCRIPTION | 個数 QTY. | 材料 MATERIAL | 仕上 FINISH | 備考 REMARKS |
|-----------|------------------------|------------|----------------|--------------------|------------------------|
| 9 | LOCATOR | 1 | 30%GF PBT | | COLOR: WHITE (NATURAL) |
| 8 | MALE HOUSING | 1 | 30%GF SPS | | COLOR: GRAY |
| 7 | 0.64 MALE TERMINAL (6) | 9 | BRASS | REFLOWED TIN PLATE | NOTE 1 |
| 6 | 0.64 MALE TERMINAL (5) | 7 | BRASS | REFLOWED TIN PLATE | NOTE 1 |
| 5 | 0.64 MALE TERMINAL (4) | 10 | BRASS | REFLOWED TIN PLATE | NOTE 1 |
| 4 | 0.64 MALE TERMINAL (3) | 9 | BRASS | REFLOWED TIN PLATE | NOTE 1 |
| 3 | 0.64 MALE TERMINAL (2) | 11 | BRASS | REFLOWED TIN PLATE | NOTE 1 |
| 2 | 0.64 MALE TERMINAL (1) | 11 | BRASS | REFLOWED TIN PLATE | NOTE 1 |
| 1 | 1.0 MALE TERMINAL | 13 | BRASS | REFLOWED TIN PLATE | NOTE 1 |

| 仕様書(SPECIFICATION) | 第1版(ORIGINAL DATE) 7.Jun.2004 | 尺度(SCALE) 2:1 | シリーズ(SERIES) MX31 | 製図 DR. | 名称(TITLE) | 備考 |
|-----------------------|----------------------------------|------------------|----------------------|-----------|--------------|---|
| 公差(GENERAL TOLERANCE) | | | | Y.HAMAOKA | MX31070NFD | JAPAN AVIATION ELECTRONICS INDUSTRY, LTD. |
| 寸法(DIMENSION) | | | | | (PIN HEADER) | 図面番号(DRAWING NO.) SJ101333 |
| 角度(ANGLES) | | | | | | 版数(REV.) 2 |