



Chipsmall Limited consists of a professional team with an average of over 10 year of expertise in the distribution of electronic components. Based in Hongkong, we have already established firm and mutual-benefit business relationships with customers from,Europe,America and south Asia,supplying obsolete and hard-to-find components to meet their specific needs.

With the principle of “Quality Parts,Customers Priority,Honest Operation,and Considerate Service”,our business mainly focus on the distribution of electronic components. Line cards we deal with include Microchip,ALPS,ROHM,Xilinx,Pulse,ON,Everlight and Freescale. Main products comprise IC,Modules,Potentiometer,IC Socket,Relay,Connector.Our parts cover such applications as commercial,industrial, and automotives areas.

We are looking forward to setting up business relationship with you and hope to provide you with the best service and solution. Let us make a better world for our industry!



Contact us

Tel: +86-755-8981 8866 Fax: +86-755-8427 6832

Email & Skype: info@chipsmall.com Web: www.chipsmall.com

Address: A1208, Overseas Decoration Building, #122 Zhenhua RD., Futian, Shenzhen, China





HETERO JUNCTION FIELD EFFECT TRANSISTOR

NE3503M04

C TO Ku BAND SUPER LOW NOISE AND HIGH-GAIN AMPLIFIER N-CHANNEL HJ-FET

FEATURES

- Super low noise figure and high associated gain
<R> NF = 0.45 dB TYP., $G_a = 12.0$ dB TYP. @ $V_{DS} = 2$ V, $I_D = 10$ mA, $f = 12$ GHz
- Flat-lead 4-pin thin-type super minimold (M04) package
- Gate width: $W_g = 160$ μ m

APPLICATIONS

- DBS LNB gain-stage, Mix-stage
- Low noise amplifier for microwave communication system

ORDERING INFORMATION

Part Number	Order Number	Package	Quantity	Marking	Supplying Form
NE3503M04	NE3503M04-A	Flat-lead 4-pin thin-type super minimold (M04) (Pb-Free)	50 pcs (Non reel)	V75	• 8 mm wide embossed taping • Pin 1 (Source), Pin 2 (Drain) face the perforation side of the tape
NE3503M04-T2	NE3503M04-T2-A		3 kpcs/reel		
NE3503M04-T2B	NE3503M04-T2B-A		15 kpcs/reel		

Remark To order evaluation samples, contact your nearby sales office.

Part number for sample order: NE3503M04-A

ABSOLUTE MAXIMUM RATINGS ($T_A = +25^\circ\text{C}$)

Parameter	Symbol	Ratings	Unit
Drain to Source Voltage	V_{DS}	4.0	V
Gate to Source Voltage	V_{GS}	-3.0	V
Drain Current	I_D	I_{DSS}	mA
Gate Current	I_G	80	μ A
Total Power Dissipation	P_{tot}	125	mW
Channel Temperature	T_{ch}	+125	$^\circ\text{C}$
Storage Temperature	T_{stg}	-65 to +125	$^\circ\text{C}$

Caution: Observe precautions when handling because these devices are sensitive to electrostatic discharge

The information in this document is subject to change without notice. Before using this document, please confirm that this is the latest version.

RECOMMENDED OPERATING CONDITIONS (T_A = +25°C)

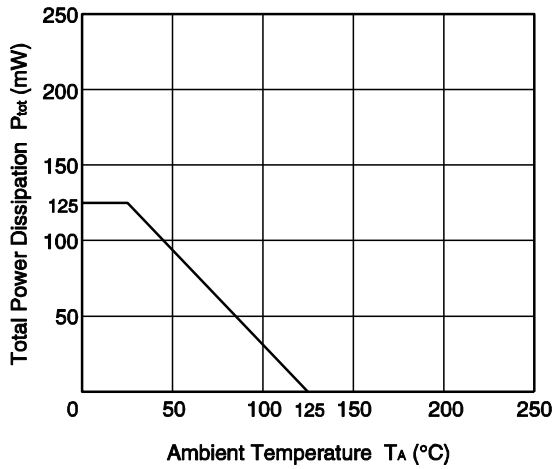
Parameter	Symbol	MIN.	TYP.	MAX.	Unit
<R> Drain to Source Voltage	V _{DS}	1	2	3	V
<R> Drain Current	I _D	5	10	15	mA
Input Power	P _{in}	–	–	0	dBm

ELECTRICAL CHARACTERISTICS (T_A = +25°C, unless otherwise specified)

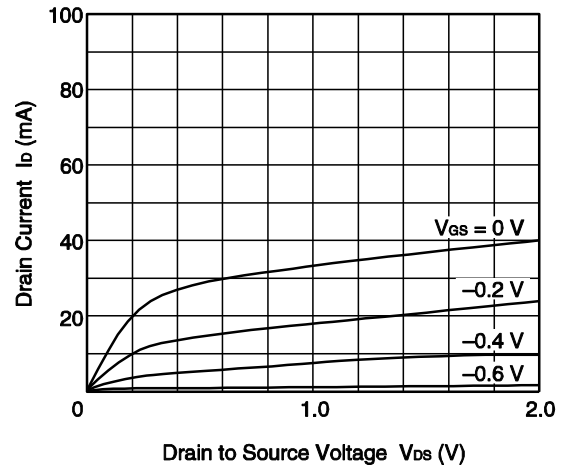
Parameter	Symbol	Test Conditions	MIN.	TYP.	MAX.	Unit
<R> Gate to Source Leak Current	I _{gso}	V _{GS} = –3.0 V	–	0.5	10	μA
<R> Saturated Drain Current	I _{DSS}	V _{DS} = 2 V, V _{GS} = 0 V	25	40	70	mA
<R> Gate to Source Cutoff Voltage	V _{GS (off)}	V _{DS} = 2 V, I _D = 100 μA	–0.2	–0.7	–1.5	V
Transconductance	g _m	V _{DS} = 2 V, I _D = 10 mA	40	55	–	mS
<R> Noise Figure	NF	V _{DS} = 2 V, I _D = 10 mA, f = 12 GHz	–	0.45	0.65	dB
<R> Associated Gain	G _a		11.0	12.0	–	dB

TYPICAL CHARACTERISTICS ($T_A = +25^\circ\text{C}$, unless otherwise specified)

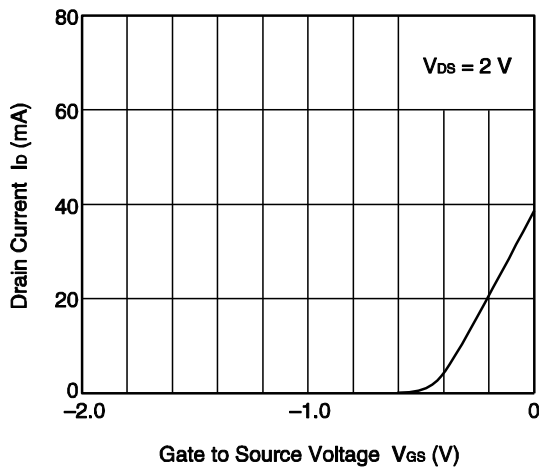
TOTAL POWER DISSIPATION vs. AMBIENT TEMPERATURE



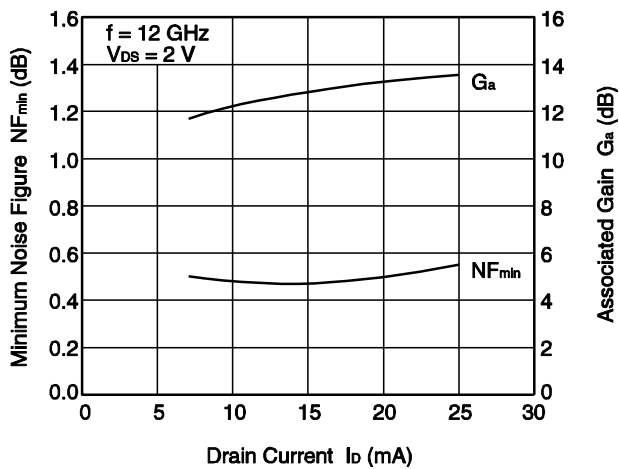
DRAIN CURRENT vs. DRAIN TO SOURCE VOLTAGE



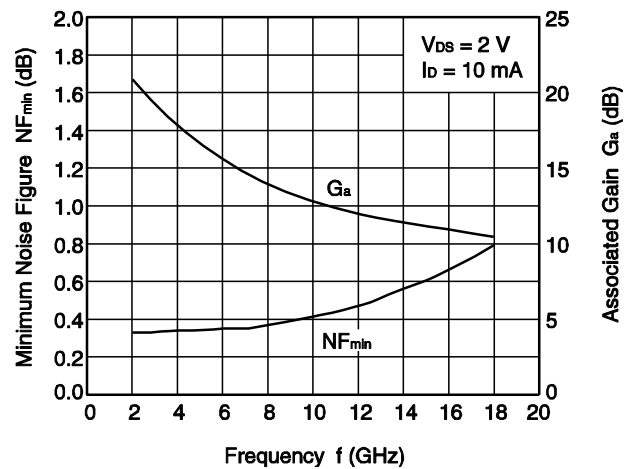
DRAIN CURRENT vs. GATE TO SOURCE VOLTAGE



MINIMUM NOISE FIGURE, ASSOCIATED GAIN vs. DRAIN CURRENT



MINIMUM NOISE FIGURE, ASSOCIATED GAIN vs. FREQUENCY



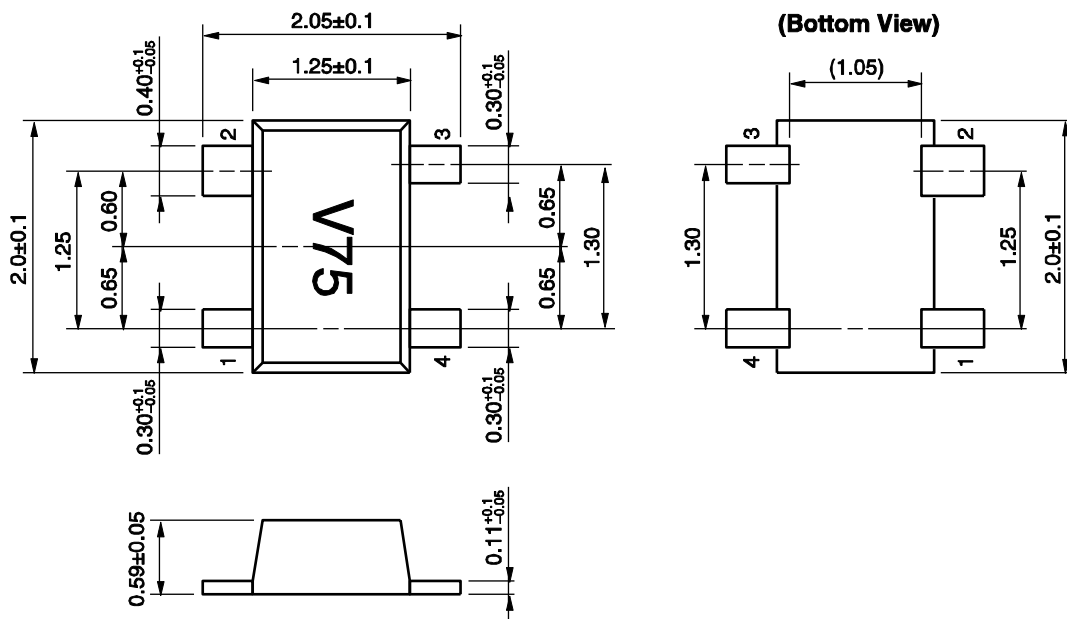
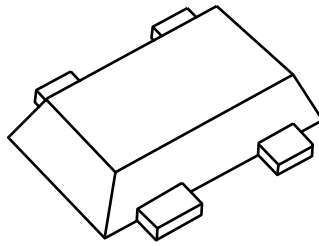
Remark The graphs indicate nominal characteristics.

S-PARAMETERS

- S-parameters and noise parameters are provided on our Web site in a format (S2P) that enables the direct import of the parameters to microwave circuit simulators without the need for keyboard inputs.
- [Click here to download S-parameters.](#)
- [\[RF and Microwave\] ® \[Device Parameters\]](#)
- URL <http://www.necel.com/microwave/en/>

PACKAGE DIMENSIONS

FLAT-LEAD 4-PIN THIN-TYPE SUPER MINIMOLD (M04) (UNIT: mm)



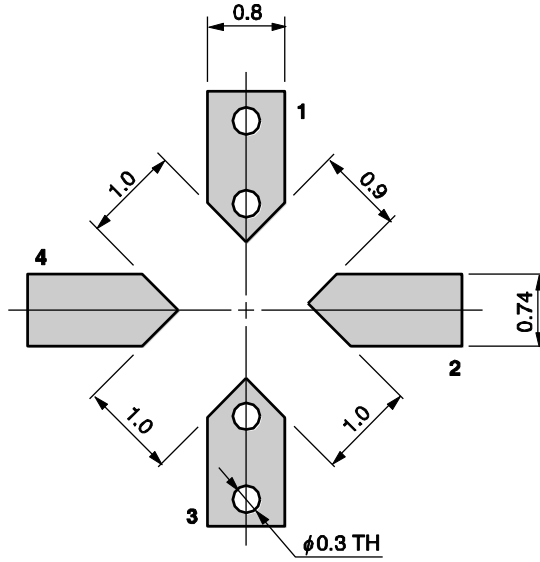
PIN CONNECTIONS

- 1. Source
- 2. Drain
- 3. Source
- 4. Gate

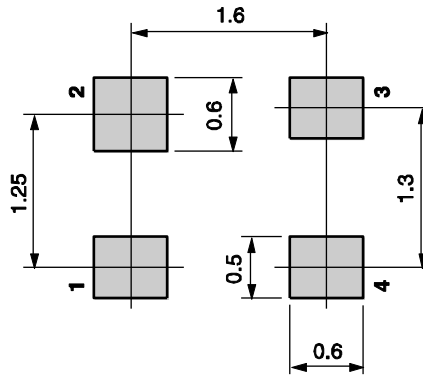
MOUNTING PAD DIMENSIONS

FLAT-LEAD 4-PIN THIN-TYPE SUPER MINIMOLD (M04) (UNIT: mm)

-Reference 1-



-Reference 2-



RECOMMENDED SOLDERING CONDITIONS

This product should be soldered and mounted under the following recommended conditions. For soldering methods and conditions other than those recommended below, contact your nearby sales office.

Soldering Method	Soldering Conditions	Condition Symbol
Infrared Reflow	Peak temperature (package surface temperature) : 260°C or below Time at peak temperature : 10 seconds or less Time at temperature of 220°C or higher : 60 seconds or less Preheating time at 120 to 180°C : 120±30 seconds Maximum number of reflow processes : 3 times Maximum chlorine content of rosin flux (% mass) : 0.2%(Wt.) or below	IR260
Partial Heating	Peak temperature (pin temperature) : 350°C or below Soldering time (per side of device) : 3 seconds or less Maximum chlorine content of rosin flux (% mass) : 0.2%(Wt.) or below	HS350

Caution Do not use different soldering methods together (except for partial heating).

<p>Caution</p>	<p>GaAs Products</p>	<p>This product uses gallium arsenide (GaAs). GaAs vapor and powder are hazardous to human health if inhaled or ingested, so please observe the following points.</p> <ul style="list-style-type: none"> • Follow related laws and ordinances when disposing of the product. If there are no applicable laws and/or ordinances, dispose of the product as recommended below. <ol style="list-style-type: none"> 1. Commission a disposal company able to (with a license to) collect, transport and dispose of materials that contain arsenic and other such industrial waste materials. 2. Exclude the product from general industrial waste and household garbage, and ensure that the product is controlled (as industrial waste subject to special control) up until final disposal. • Do not burn, destroy, cut, crush, or chemically dissolve the product. • Do not lick the product or in any way allow it to enter the mouth.
-----------------------	----------------------	---