



Chipsmall Limited consists of a professional team with an average of over 10 year of expertise in the distribution of electronic components. Based in Hongkong, we have already established firm and mutual-benefit business relationships with customers from,Europe,America and south Asia,supplying obsolete and hard-to-find components to meet their specific needs.

With the principle of "Quality Parts,Customers Priority,Honest Operation,and Considerate Service",our business mainly focus on the distribution of electronic components. Line cards we deal with include Microchip,ALPS,ROHM,Xilinx,Pulse,ON,Everlight and Freescale. Main products comprise IC,Modules,Potentiometer,IC Socket,Relay,Connector.Our parts cover such applications as commercial,industrial, and automotives areas.

We are looking forward to setting up business relationship with you and hope to provide you with the best service and solution. Let us make a better world for our industry!



## Contact us

Tel: +86-755-8981 8866 Fax: +86-755-8427 6832

Email & Skype: info@chipsmall.com Web: www.chipsmall.com

Address: A1208, Overseas Decoration Building, #122 Zhenhua RD., Futian, Shenzhen, China





# HETERO JUNCTION FIELD EFFECT TRANSISTOR

# NE3512S02

## C TO Ku BAND SUPER LOW NOISE AMPLIFIER N-CHANNEL HJ-FET

### FEATURES

- Super low noise figure and high associated gain  
NF = 0.35 dB TYP.,  $G_a = 13.5$  dB TYP. @  $f = 12$  GHz
- Micro-X plastic (S02) package

### APPLICATIONS

- C to Ku-band DBS LNB
- Other C to Ku-band communication systems

### ORDERING INFORMATION

Part Number	Order Number	Package	Quantity	Marking	Supplying Form
NE3512S02-T1C	NE3512S02-T1C-A	S02 (Pb-Free)	2 kpcs/reel	C	• 8 mm wide embossed taping • Pin 4 (Gate) faces the perforation side of the tape
NE3512S02-T1D	NE3512S02-T1D-A		10 kpcs/reel		

**Remark** To order evaluation samples, contact your nearby sales office.

Part number for sample order: NE3512S02-A

### ABSOLUTE MAXIMUM RATINGS ( $T_A = +25^\circ\text{C}$ )

Parameter	Symbol	Ratings	Unit
Drain to Source Voltage	$V_{DS}$	4	V
Gate to Source Voltage	$V_{GS}$	-3	V
Drain Current	$I_D$	$I_{DSS}$	mA
Gate Current	$I_G$	100	$\mu\text{A}$
Total Power Dissipation	$P_{tot}$ <sup>Note</sup>	165	mW
Channel Temperature	$T_{ch}$	+125	$^\circ\text{C}$
Storage Temperature	$T_{stg}$	-65 to +125	$^\circ\text{C}$

**Note** Mounted on  $1.08 \text{ cm}^2 \times 1.0 \text{ mm}$  (t) glass epoxy PCB

**Caution: Observe precautions when handling because these devices are sensitive to electrostatic discharge**

The information in this document is subject to change without notice. Before using this document, please confirm that this is the latest version.

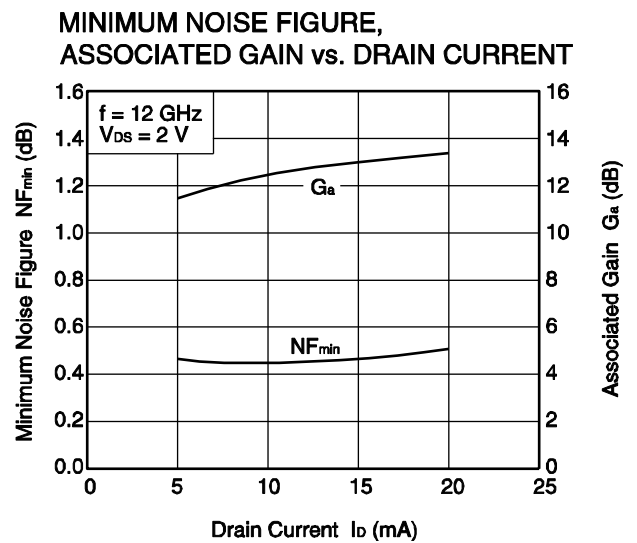
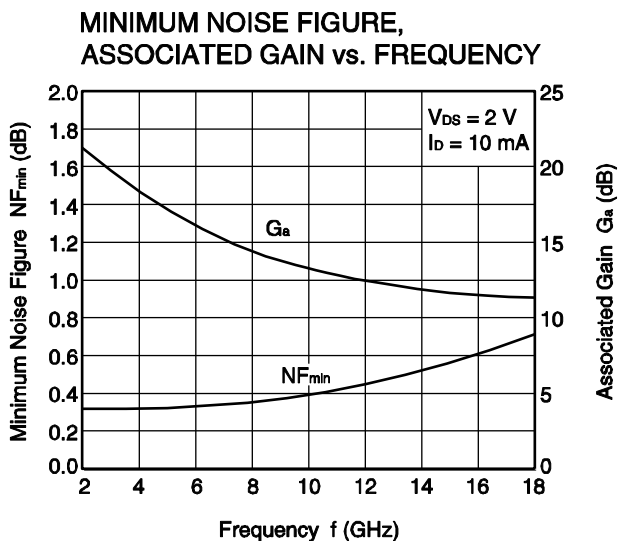
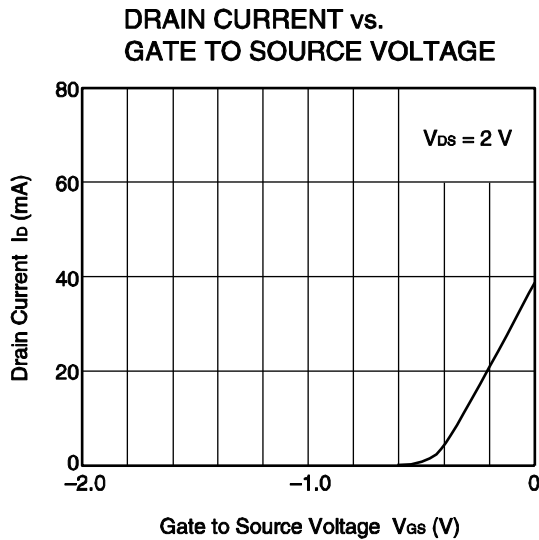
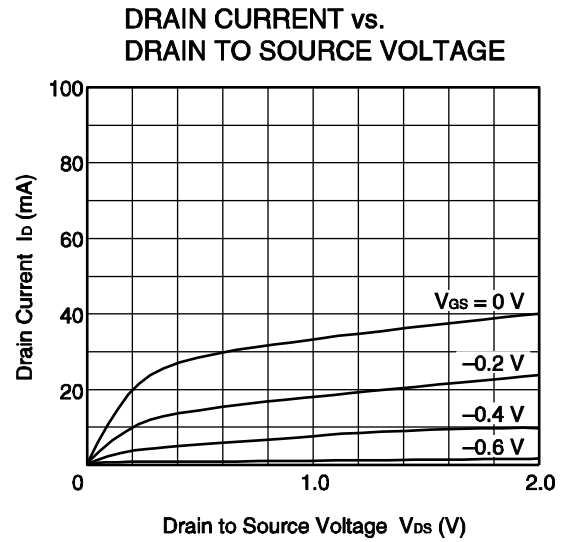
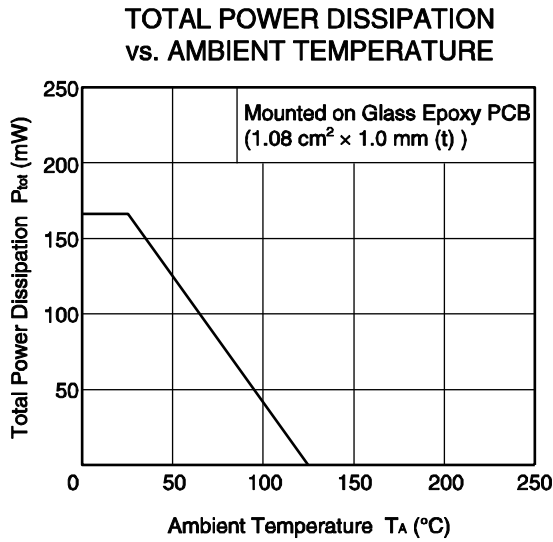
**RECOMMENDED OPERATING CONDITIONS (T<sub>A</sub> = +25°C)**

Parameter	Symbol	MIN.	TYP.	MAX.	Unit
Drain to Source Voltage	V <sub>DS</sub>	1	2	3	V
Drain Current	I <sub>D</sub>	5	10	15	mA
Input Power	P <sub>in</sub>	–	–	0	dBm

**ELECTRICAL CHARACTERISTICS (T<sub>A</sub> = +25°C, unless otherwise specified)**

Parameter	Symbol	Test Conditions	MIN.	TYP.	MAX.	Unit
Gate to Source Leak Current	I <sub>ISO</sub>	V <sub>GS</sub> = –3 V	–	0.5	10	μA
Saturated Drain Current	I <sub>DSS</sub>	V <sub>DS</sub> = 2 V, V <sub>GS</sub> = 0 V	15	40	70	mA
Gate to Source Cutoff Voltage	V <sub>GS (off)</sub>	V <sub>DS</sub> = 2 V, I <sub>D</sub> = 100 μA	–0.2	–0.7	–2.0	V
Transconductance	g <sub>m</sub>	V <sub>DS</sub> = 2 V, I <sub>D</sub> = 10 mA	40	55	–	mS
Noise Figure	NF	V <sub>DS</sub> = 2 V, I <sub>D</sub> = 10 mA, f = 12 GHz	–	0.35	0.5	dB
Associated Gain	G <sub>a</sub>		12.5	13.5	–	dB

TYPICAL CHARACTERISTICS ( $T_A = +25^\circ\text{C}$ , unless otherwise specified)



Remark The graphs indicate nominal characteristics.

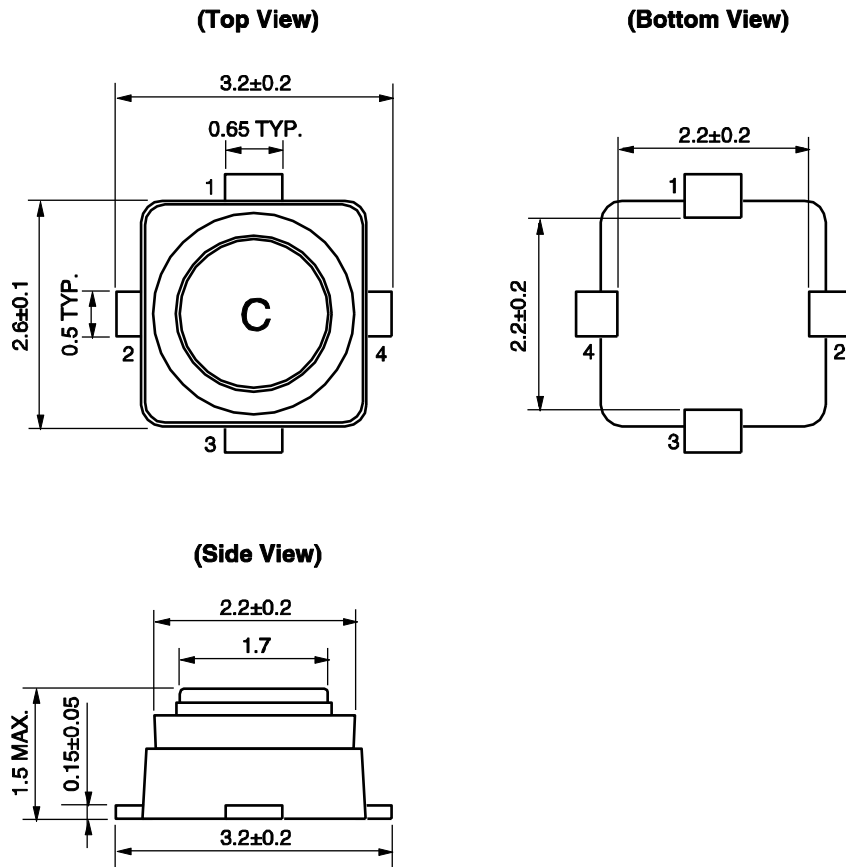
**S-PARAMETERS**

- S-parameters and noise parameters are provided on our Web site in a format (S2P) that enables the direct import of the parameters to microwave circuit simulators without the need for keyboard inputs.
- [Click here to download S-parameters.](#)
- [\[RF and Microwave\] ® \[Device Parameters\]](#)
- URL <http://www.necel.com/microwave/en/>



**PACKAGE DIMENSIONS**

S02 (UNIT: mm)



**PIN CONNECTIONS**

- 1. Source
- 2. Drain
- 3. Source
- 4. Gate

**RECOMMENDED SOLDERING CONDITIONS**

This product should be soldered and mounted under the following recommended conditions. For soldering methods and conditions other than those recommended below, contact your nearby sales office.

Soldering Method	Soldering Conditions	Condition Symbol
Infrared Reflow	Peak temperature (package surface temperature) : 260°C or below Time at peak temperature : 10 seconds or less Time at temperature of 220°C or higher : 60 seconds or less Preheating time at 120 to 180°C : 120±30 seconds Maximum number of reflow processes : 3 times Maximum chlorine content of rosin flux (% mass) : 0.2%(Wt.) or below	IR260
Partial Heating	Peak temperature (terminal temperature) : 350°C or below Soldering time (per side of device) : 3 seconds or less Maximum chlorine content of rosin flux (% mass) : 0.2%(Wt.) or below	HS350

**Caution Do not use different soldering methods together (except for partial heating).**



<p><b>Caution</b></p>	<p>GaAs Products</p>	<p>This product uses gallium arsenide (GaAs). GaAs vapor and powder are hazardous to human health if inhaled or ingested, so please observe the following points.</p> <ul style="list-style-type: none"> <li>• Follow related laws and ordinances when disposing of the product. If there are no applicable laws and/or ordinances, dispose of the product as recommended below.             <ol style="list-style-type: none"> <li>1. Commission a disposal company able to (with a license to) collect, transport and dispose of materials that contain arsenic and other such industrial waste materials.</li> <li>2. Exclude the product from general industrial waste and household garbage, and ensure that the product is controlled (as industrial waste subject to special control) up until final disposal.</li> </ol> </li> <li>• Do not burn, destroy, cut, crush, or chemically dissolve the product.</li> <li>• Do not lick the product or in any way allow it to enter the mouth.</li> </ul>
-----------------------	----------------------	---