



Chipsmall Limited consists of a professional team with an average of over 10 year of expertise in the distribution of electronic components. Based in Hongkong, we have already established firm and mutual-benefit business relationships with customers from,Europe,America and south Asia,supplying obsolete and hard-to-find components to meet their specific needs.

With the principle of “Quality Parts,Customers Priority,Honest Operation,and Considerate Service”,our business mainly focus on the distribution of electronic components. Line cards we deal with include Microchip,ALPS,ROHM,Xilinx,Pulse,ON,Everlight and Freescale. Main products comprise IC,Modules,Potentiometer,IC Socket,Relay,Connector.Our parts cover such applications as commercial,industrial, and automotives areas.

We are looking forward to setting up business relationship with you and hope to provide you with the best service and solution. Let us make a better world for our industry!



Contact us

Tel: +86-755-8981 8866 Fax: +86-755-8427 6832

Email & Skype: info@chipsmall.com Web: www.chipsmall.com

Address: A1208, Overseas Decoration Building, #122 Zhenhua RD., Futian, Shenzhen, China



Gallium Nitride 28V, 5W, DC-1500MHz MMIC PA

Built using the SIGANTIC® NRF1 process - A proprietary GaN-on-Silicon technology

FEATURES

- Optimized for broadband operation from DC-1500-MHz
- Input and output matched to 50 Ohms
- > 38dBm saturated power up to 1000MHz
- High small signal gain
 - 22dB @ 200MHz
 - 18dB @ 1000MHz
- Low noise figure
 - 1.8dB @ 200MHz
 - 2.5dB @ 1000MHz
- Subject to EAR99 export control



**4mm x 4mm
QFN Package
With Exposed Pad**



RF Specifications (CW, DC-1000MHz): $V_{DS} = 28V$, $I_{DQ} = 100mA$, $T_A = 25^{\circ}C$, Measured in Nitronex 50 Ohm test fixture.

Symbol	Parameter	Min	Typ	Max	Units
G_{SS}	Small-signal Gain	17.5	19.0	-	dB
P_{SAT}	Saturated Output Power	36.5	38	-	dBm
G_P	Gain at P_{SAT}	13	14.5	-	dB
η	Drain Efficiency at P_{SAT}	35	45	-	%
	Gain Flatness at P_{SAT}	-	+/- 3.5	-	dB
	Harmonics at $P_{OUT} = 36dBm$	-	-20	-	dBc
NF	Noise Figure	-	2.5		
OIP3	Output IP3, 1MHz spacing, 32dBm/tone	-	47	-	dBm
IRL	Input Return Loss	-	-8	-	dB
ORL	Output Return Loss	-	-15	-	dB

NPA1003 Preliminary Datasheet



DC Specifications: $T_C = 25^\circ\text{C}$

Symbol	Parameter	Min	Typ	Max	Units
Off Characteristics					
V_{BDS}	Drain-Source Breakdown Voltage ($V_{GS} = -8\text{V}$, $I_D = 2\text{mA}$)	100	-	-	V
I_{DLK}	Drain-Source Leakage Current ($V_{GS} = -8\text{V}$, $V_{DS} = 60\text{V}$)	-	0.5	1.0	mA
On Characteristics					
V_T	Gate Threshold Voltage ($V_{DS} = 28\text{V}$, $I_D = 2\text{mA}$)	-2.1	-1.6	-1.1	V
V_{GSQ}	Gate Quiescent Voltage ($V_{DS} = 28\text{V}$, $I_D = 100\text{mA}$)	-1.7	-1.2	-0.7	V
R_{ON}	On Resistance ($V_{GS} = 2\text{V}$, $I_D = 15\text{mA}$)	-	2.0	-	Ω
$I_{D,MAX}$	Drain Current ($V_{DS} = 7\text{V}$ pulsed, $300\mu\text{s}$ pulse width, 0.2% duty cycle, $V_{GS} = 2.0\text{V}$)	1.1	1.4	-	A

Thermal Resistance Specification

Symbol	Parameter	Min	Typ	Max	Units
θ_{JC}	Thermal Resistance (Junction-to-Case), $T_J = 180^\circ\text{C}$	-	12.0	-	$^\circ\text{C}/\text{W}$

Absolute Maximum Ratings: Not simultaneous, $T_C = 25^\circ\text{C}$ unless otherwise noted

Symbol	Parameter	Max	Units
V_{DS}	Drain-Source Voltage	100	V
V_{GS}	Gate-Source Voltage	-10 to 3	V
I_G	Gate Current	10	mA
P_T	Total Device Power Dissipation (Derated above 25°C)	14.5	W
T_{STG}	Storage Temperature Range	-65 to 150	$^\circ\text{C}$
T_J	Operating Junction Temperature	200	$^\circ\text{C}$
HBM	Human Body Model ESD Rating (per JESD22-A114)	TBD	
MM	Machine Model ESD Rating (per JESD22-A115)	TBD	
MSL	Moisture sensitivity level (per IPC/JEDEC J-STD-020)	TBD	
P_{IN}	Maximum Input Power	TBD	

RF Performance in 50 Ohm Test Fixture With External Bias Tee

$V_{DS} = 28V, I_{DQ} = 100mA, T_A = 25^\circ C,$

CW signal unless otherwise noted, Reference plane: Connectors

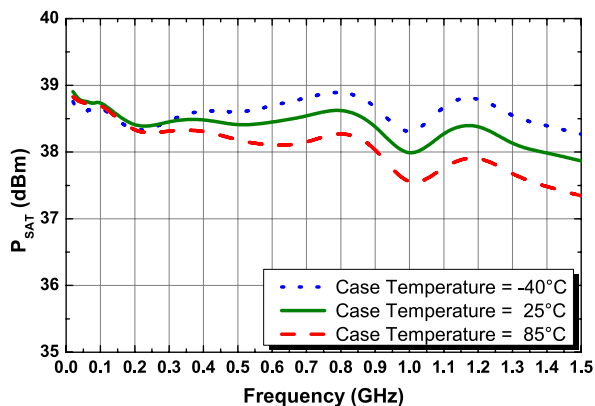


Figure 1 - Saturated Output Power vs Frequency

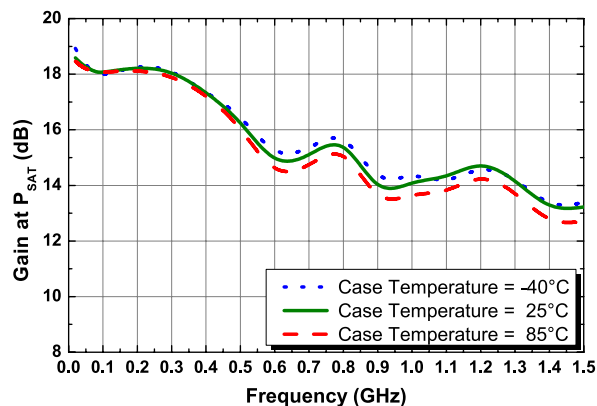


Figure 2 - Gain at Saturated Output Power vs Frequency

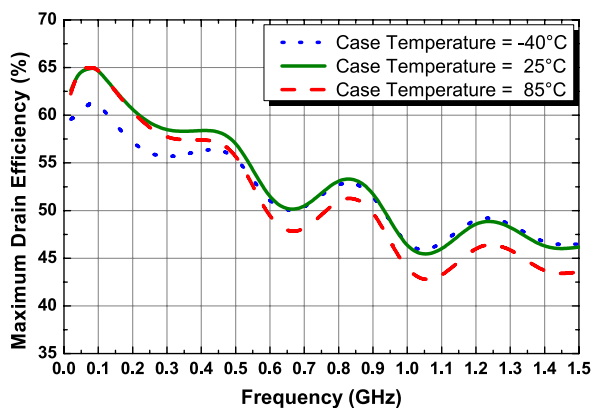


Figure 3 - Maximum Drain Efficiency vs Frequency

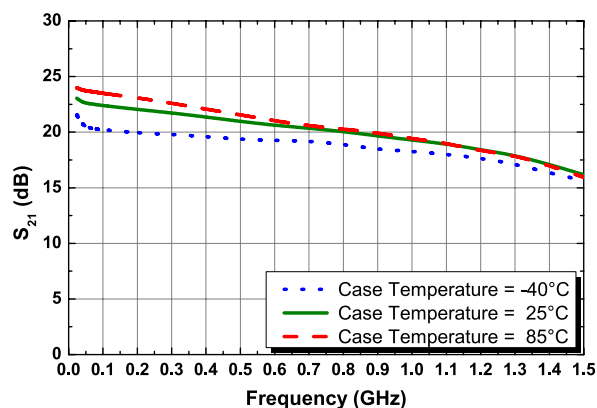


Figure 4 - Small-Signal Gain vs Frequency

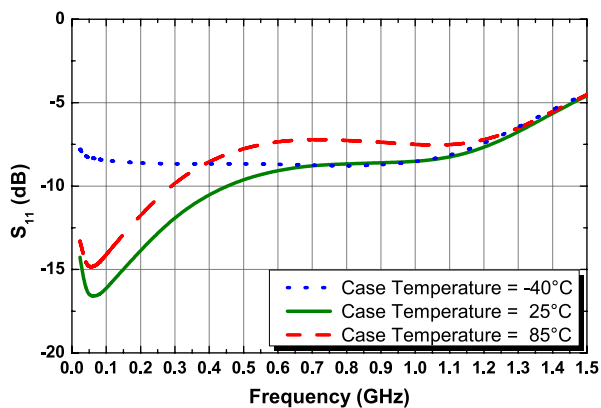


Figure 5 - Input Return Loss vs Frequency

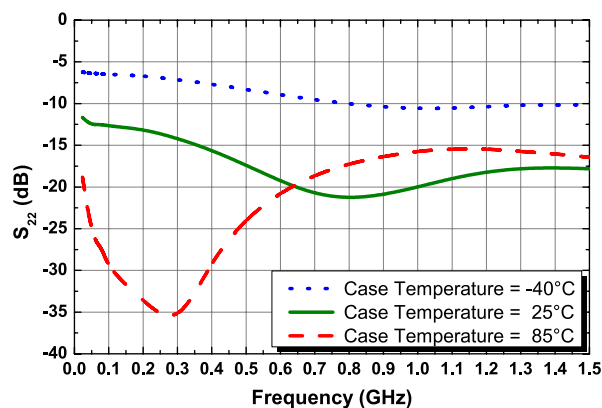


Figure 6 - Output Return Loss vs Frequency

RF Performance in 50 Ohm Test Fixture With External Bias Tee

$V_{DS} = 28V, I_{DQ} = 100mA, T_A = 25^\circ C,$

CW signal unless otherwise noted, Reference plane: Connectors

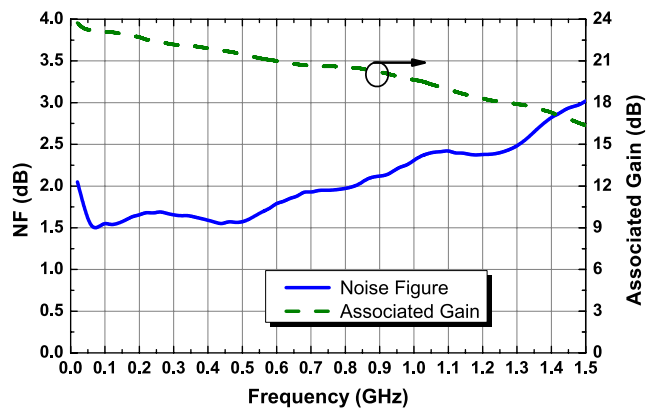


Figure 7 - Noise Figure vs Frequency

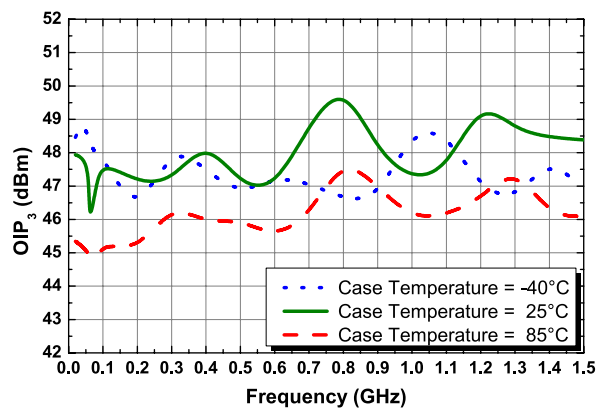


Figure 8 - Output IP₃ at P_{OUT} ~ 35dBm vs Frequency

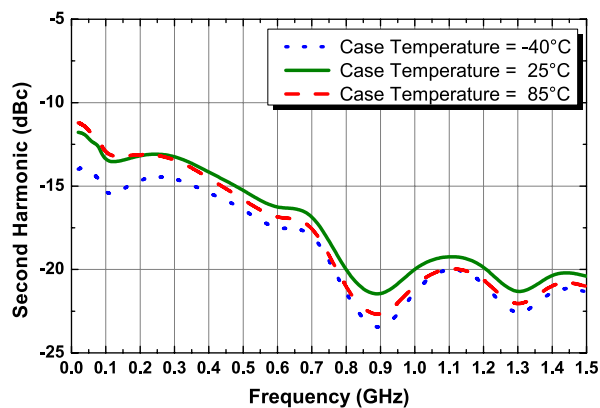


Figure 9 - Second Harmonic at P_{OUT} = 36dBm vs Frequency

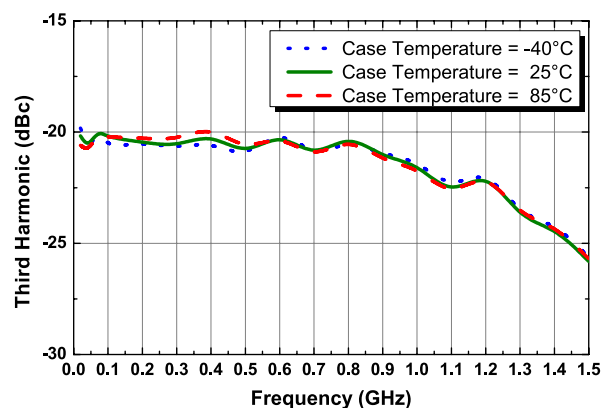


Figure 10 - Third Harmonic at P_{OUT} = 36dBm vs Frequency

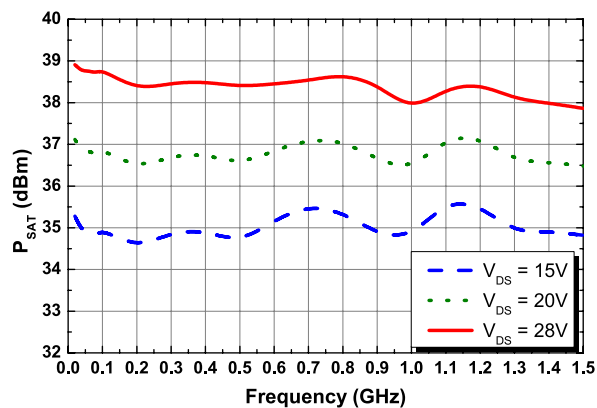


Figure 11 - Saturated Output Power vs V_{DS} and Frequency

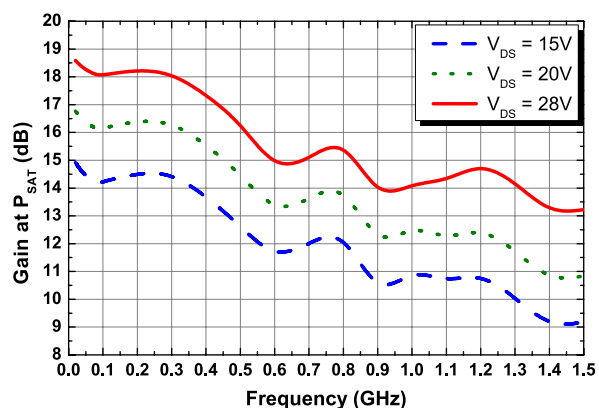


Figure 12 - Gain at Saturated Output Power vs V_{DS} and Frequency

RF Performance in 50 Ohm Test Fixture With External Bias Tee

$V_{DS} = 28V$, $I_{DQ} = 100mA$, $T_A = 25^\circ C$,

CW signal unless otherwise noted, Reference plane: Connectors

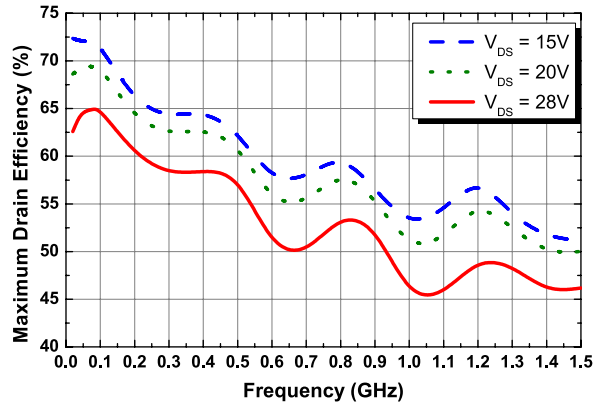


Figure 13 - Maximum Drain Efficiency vs V_{DS} and Frequency

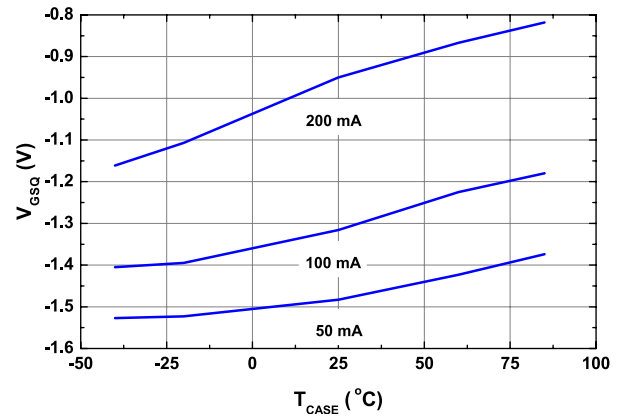


Figure 14 - Quiescent Gate Voltage (V_{GSQ}) Required to Reach I_{DQ} vs T_{CASE}

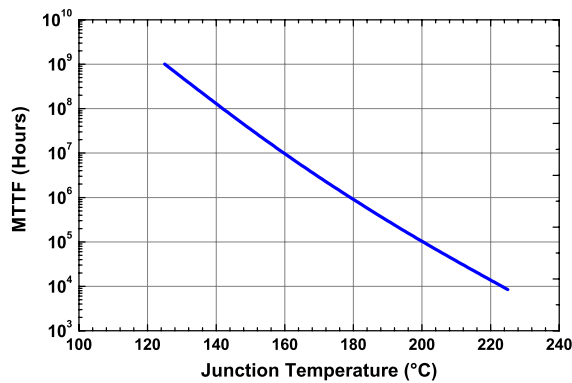


Figure 15 - MTTF of NRF1 Devices as a Function of Junction Temperature

NPA1003 Preliminary Datasheet



Ordering Information¹

Part Number	Order Multiple	Description
NPA1003QAT	92	Tube; NPA1003 in QA (4x4 QFN-16 lead with exposed pad) Package
NPA1003QAR	1500	Tape and Reel; NPA1003 in QA (4x4 QFN-16 lead with exposed pad) Package

1: To find a Nitronex contact in your area, visit our website at <http://www.nitronex.com>

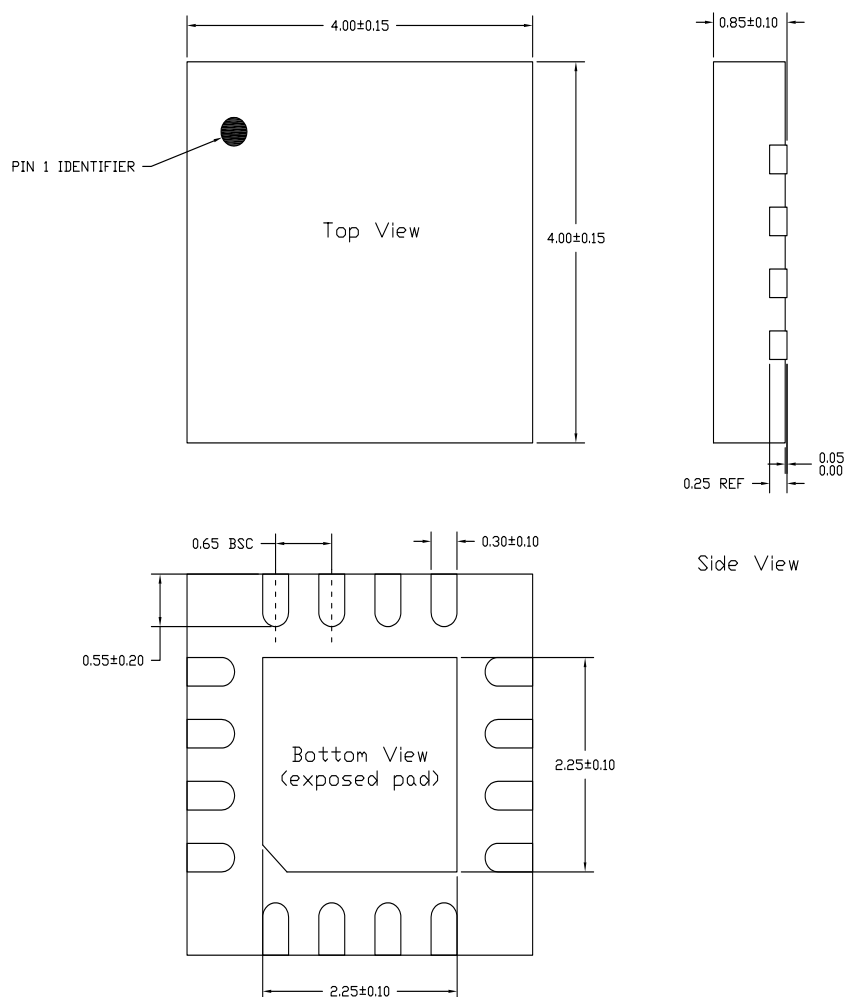


Figure 16 - QA Package Dimensions and Pinout (all dimensions are in millimeters)

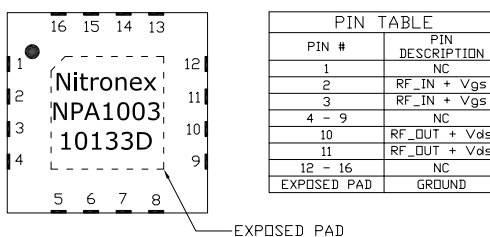


Figure 17 - Terminal Identification

NPA1003 Preliminary Datasheet



Nitronex Corporation

2305 Presidential Drive
Durham, NC 27703 USA
+1.919.807.9100 (telephone)
+1.919.807.9200 (fax)
info@nitronex.com
www.nitronex.com

Additional Information

This part is lead-free and is compliant with the RoHS directive (Restrictions on the Use of Certain Hazardous Substances in Electrical and Electronic Equipment).

Important Notice

Nitronex Corporation reserves the right to make corrections, modifications, enhancements, improvements and other changes to its products and services at any time and to discontinue any product or service without notice. Customers should obtain the latest relevant information before placing orders and should verify that such information is current and complete. All products are sold subject to Nitronex terms and conditions of sale supplied at the time of order acknowledgment. The latest information from Nitronex can be found either by calling Nitronex at 1-919-807-9100 or visiting our website at www.nitronex.com.

Nitronex warrants performance of its packaged semiconductor or die to the specifications applicable at the time of sale in accordance with Nitronex standard warranty. Testing and other quality control techniques are used to the extent Nitronex deems necessary to support the warranty. Except where mandated by government requirements, testing of all parameters of each product is not necessarily performed.

Nitronex assumes no liability for applications assistance or customer product design. Customers are responsible for their product and applications using Nitronex semiconductor products or services. To minimize the risks associated with customer products and applications, customers should provide adequate design and operating safeguards.

Nitronex does not warrant or represent that any license, either express or implied, is granted under any Nitronex patent right, copyright, mask work right, or other Nitronex intellectual property right relating to any combination, machine or process in which Nitronex products or services are used.

Reproduction of information in Nitronex data sheets is permitted if and only if said reproduction does not alter any of the information and is accompanied by all associated warranties, conditions, limitations and notices. Any alteration of the contained information invalidates all warranties and Nitronex is not responsible or liable for any such statements.

Nitronex products are not intended or authorized for use in life support systems, including but not limited to surgical implants into the body or any other application intended to support or sustain life. Should Buyer purchase or use Nitronex Corporation products for any such unintended or unauthorized application, Buyer shall indemnify and hold Nitronex Corporation, its officers, employees, subsidiaries, affiliates, distributors, and its successors harmless against all claims, costs, damages, and expenses, and reasonable attorney fees arising out of, directly or indirectly, any claim of personal injury or death associated with such unintended or unauthorized use, notwithstanding if such claim alleges that Nitronex was negligent regarding the design or manufacture of said products.

Nitronex and the Nitronex logo are registered trademarks of Nitronex Corporation.

All other product or service names are the property of their respective owners.

©Nitronex Corporation 2007. All rights reserved.