



Chipsmall Limited consists of a professional team with an average of over 10 year of expertise in the distribution of electronic components. Based in Hongkong, we have already established firm and mutual-benefit business relationships with customers from,Europe,America and south Asia,supplying obsolete and hard-to-find components to meet their specific needs.

With the principle of “Quality Parts,Customers Priority,Honest Operation,and Considerate Service”,our business mainly focus on the distribution of electronic components. Line cards we deal with include Microchip,ALPS,ROHM,Xilinx,Pulse,ON,Everlight and Freescale. Main products comprise IC,Modules,Potentiometer,IC Socket,Relay,Connector.Our parts cover such applications as commercial,industrial, and automotives areas.

We are looking forward to setting up business relationship with you and hope to provide you with the best service and solution. Let us make a better world for our industry!



Contact us

Tel: +86-755-8981 8866 Fax: +86-755-8427 6832

Email & Skype: info@chipsmall.com Web: www.chipsmall.com

Address: A1208, Overseas Decoration Building, #122 Zhenhua RD., Futian, Shenzhen, China



SynJet® Outdoor Wall Wash Cooler 82W

This LED cooler has been developed by Nuventix for cooling floodlights, wall wash, wall paks, and other rectangular track modules and arrays.

- Cools up to 82W⁴
- L10 of 100K Hours at 60°C
- Energy Efficient
- 5 Yr Warranty
- Small Form Factor⁷
- Outdoor Rated



Specifications¹

Thermal & Acoustic

SynJet Setting ²	Θ_{sa}^3	TDP ⁴ (W) $\Delta T = 30^\circ / 40^\circ C$	SPL (dBA) ⁵	Wire Connections	
Mid Performance	0.54	56 / 74	25	Red to +VDC Black & Blue to Ground	
Standard Performance	0.58	52 / 69	22	Red to +VDC Black only to Ground	
Silent Performance	0.68	44 / 59	19	Red to +VDC Black & Purple to Ground	
PWM at 100% dutycycle	0.49	61 / 82	28	Red to +VDC Black only to Ground Blue to PWM Signal	
Heatsink Only (30W)	1.2	25 / 33	N/A	N/A	N/A

Electrical

SynJet Setting ²	Voltage (VDC)	Current (mA) ⁶			Pavg (mW)	Voltage (VDC)	Current (mA) ⁶			Pavg (mW)
		Imin	Iavg	Ipeak			Imin	Iavg	Ipeak	
Mid	5	20	120	240	600	12	10	67	134	800
Standard			80	160	400			50	100	600
Silent			60	120	300			40	80	480
PWM at 100% duty cycle			160	320	800			82	164	980

Environmental

All Settings	Min	Max	Units	Conditions
Operating Temperature	-40	70	°C	Air temperature surrounding cooler
Storage Temperature	-50	85	°C	Air temperature surrounding cooler
Storage Altitude		15K	m	Above sea level
Operating Relative Humidity	5	95	%	Non-condensing
Weight		400	g	SynJet with Al heat sink
Reliability		100K	hrs	L10 @ 60°C
Regulatory Compliance				RoHS, UL, FCC Part 15 Class B, CE

¹ All values are typical at 25°C unless otherwise stated.

² The Level Select model should be used for discrete performance settings. Follow the instructions in the Product Design Guide for adjusting settings.

³ Thermal resistance values are given as reference only and are measured in free air without airflow obstructions. Thermal resistance is measured from the bottom middle of the heat sink to ambient air measured at the inlet to the SynJet, with a heat source at least 15cm² using the 82W reference heat sink. Actual thermal performance may vary by application and final product design should be tested to assure proper thermal performance.

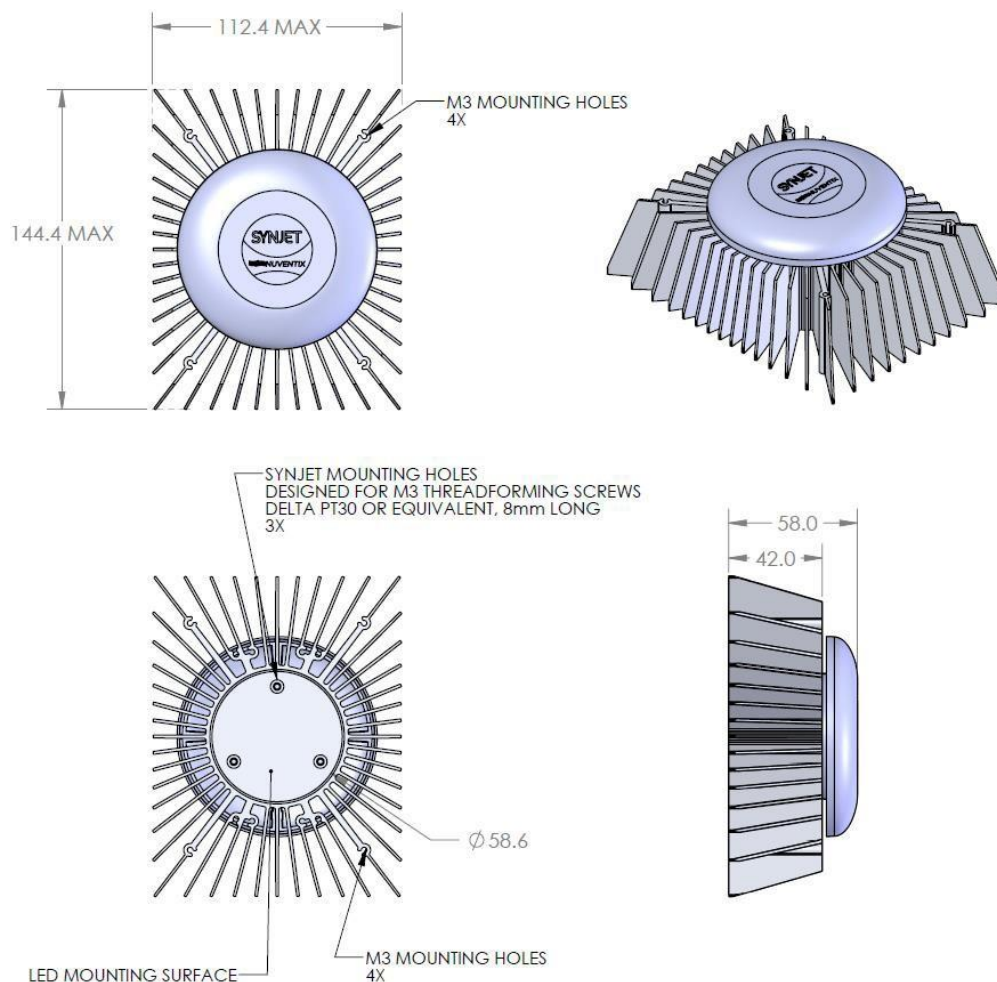
⁴ Thermal Design Power is based on a 30°C or 40°C temperature rise of heat sink mounting surface above ambient temperature around cooler.

⁵ Sound Pressure Level is measured at 1 meter distance per ISO 7779.

⁶ The SynJet has a time varying current. The current waveform is sinusoidal and the average current (Iavg) is used to calculate the average power consumption

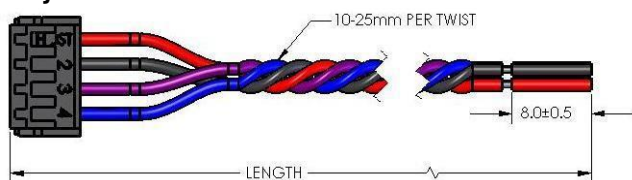
(P_{avg}) at nominal input voltage (VDC). See the Electrical section in the Product Design Guide for a detailed explanation.
SynJet design guidelines for outdoor use must be followed to meet rated lifetime specifications.

Mechanical - SynJet Cooling Solution - Round Mounting Plate



All dimensions are nominal and in mm unless otherwise stated. See product drawings for more detail.

SynJet Wire Harness



Connector Pinout

Pin	Wire Color	Symbol	Description
1	Red	+VDC	5 V or 12 V depending on model
2	Black	GND	Ground
3	Purple	CTRL2	Input for Level Select model Status signal for PWM model
4	Blue	CTRL1	Input for Level Select model PWM input for PWM model

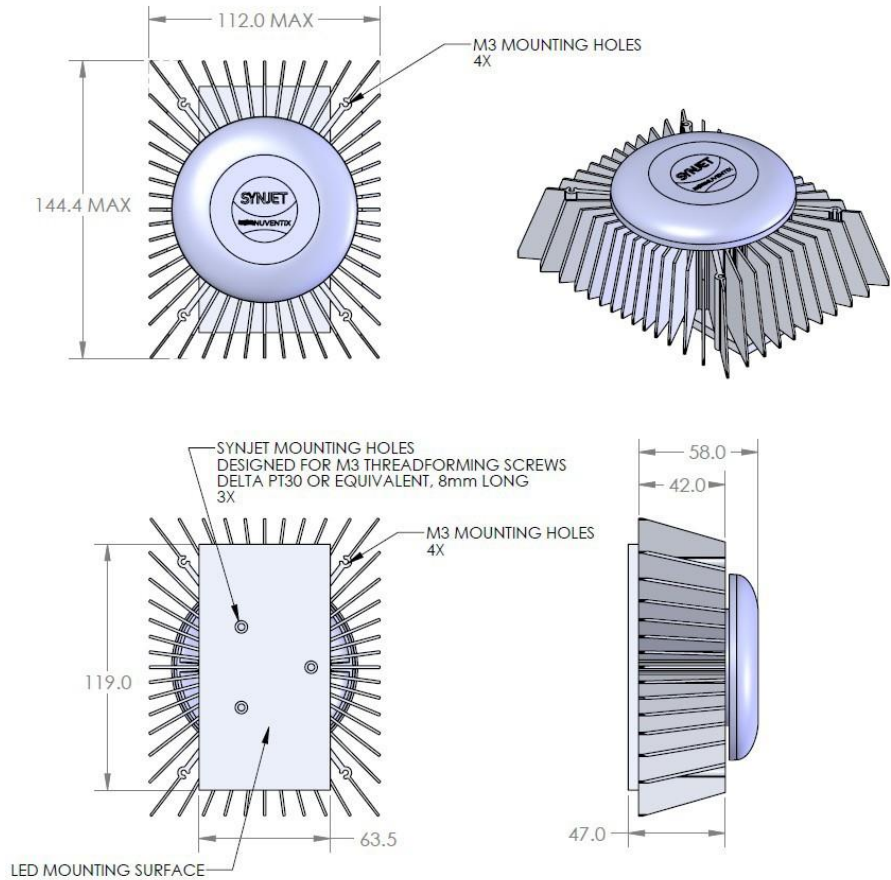
IMPORTANT: SynJets should be completely wired to the power supply before the power supply is energized. The power supply should be turned off before the SynJet Cooler is disconnected. SynJet Coolers are not designed for "hot swap" or "hot plug" applications.

Part Numbers

Part Number	Description	Notes
NX200105	SynJet, ZFlow 90, Outdoor, Level Select, 5V, 600 mm wire harness	Configurable to discrete performance settings
NX200106	SynJet, ZFlow 90, Outdoor, PWM, 5V, 600 mm wire harness	Use with PWM input to control performance setting
NX200107	SynJet, ZFlow 90, Outdoor, Level Select, 12V, 600 mm wire harness	Configurable to discrete performance settings
NX200108	SynJet, ZFlow 90, Outdoor, PWM, 12V, 600 mm wire harness	Use with PWM input to control performance setting
NX300132	Heatsink, 82W, Wall Washer, Configurable, Black, Round Mounting Plate	Contact sales for other heatsink options
NX300144	Heatsink, 82W, Wall Washer, Citizen CLL050, Philips SLM, Black, Round Mounting Plate	Contact sales for other heatsink options
NX300145	Heatsink, 82W, Wall Washer, Fortimo HBMt, Zhaga B4 LES1, LES2, LES3, Black, Round Mounting Plate	Contact sales for other heatsink options
NX300160	Heatsink, 82W, Wall Washer, Bridgelux Vero 29, RS, Tridonic Linear, Black, Round Mounting Plate	Contact sales for other heatsink options

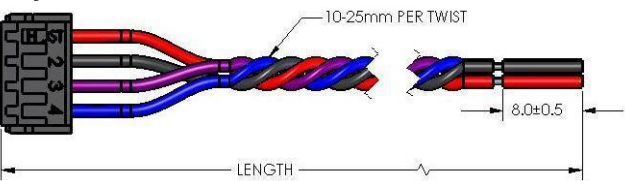
PRODUCT DATASHEET

Mechanical - SynJet Cooling Solution – Rectangular Mounting Plate



All dimensions are nominal and in mm unless otherwise stated. See product drawings for more detail.

SynJet Wire Harness



Connector Pinout

Pin	Wire Color	Symbol	Description
1	Red	+VDC	5 V or 12 V depending on model
2	Black	GND	Ground
3	Purple	CTRL2	Input for Level Select model Status signal for PWM model
4	Blue	CTRL1	Input for Level Select model PWM input for PWM model

IMPORTANT: SynJets should be completely wired to the power supply before the power supply is energized. The power supply should be turned off before the SynJet Cooler is disconnected. SynJet Coolers are not designed for “hot swap” or “hot plug” applications.

Part Numbers

Part Number	Description	Notes
NX200105	SynJet, ZFlow 90, Outdoor, Level Select, 5V, 600 mm wire harness	Configurable to discrete performance settings
NX200106	SynJet, ZFlow 90, Outdoor, PWM, 5V, 600 mm wire harness	Use with PWM input to control performance setting
NX200107	SynJet, ZFlow 90, Outdoor, Level Select, 12V, 600 mm wire harness	Configurable to discrete performance settings
NX200108	SynJet, ZFlow 90, Outdoor, PWM, 12V, 600 mm wire harness	Use with PWM input to control performance setting
NX300134	Heatsink, 82W, Wall Washer, Config, Black, Rectangular Mounting Plate	Contact sales for other heatsink options
NX300146	Heatsink, 82W, Wall Washer, Xicato XLM, Black, Rectangular Mounting Plate	Contact sales for other heatsink options
NX300152	Heatsink, 82W, Wall Washer, Fortimo DLM, Rectangular Mounting Plate	Contact sales for other heatsink options

Nuventix reserves the right to make changes to the products or information contained herein without notice. No liability is assumed as a result of their use or applications. For additional information, please contact Nuventix directly.