



Chipsmall Limited consists of a professional team with an average of over 10 year of expertise in the distribution of electronic components. Based in Hongkong, we have already established firm and mutual-benefit business relationships with customers from,Europe,America and south Asia,supplying obsolete and hard-to-find components to meet their specific needs.

With the principle of "Quality Parts,Customers Priority,Honest Operation,and Considerate Service",our business mainly focus on the distribution of electronic components. Line cards we deal with include Microchip,ALPS,ROHM,Xilinx,Pulse,ON,Everlight and Freescale. Main products comprise IC,Modules,Potentiometer,IC Socket,Relay,Connector.Our parts cover such applications as commercial,industrial, and automotives areas.

We are looking forward to setting up business relationship with you and hope to provide you with the best service and solution. Let us make a better world for our industry!



Contact us

Tel: +86-755-8981 8866 Fax: +86-755-8427 6832

Email & Skype: info@chipsmall.com Web: www.chipsmall.com

Address: A1208, Overseas Decoration Building, #122 Zhenhua RD., Futian, Shenzhen, China





Automotive MEMS-Oscillator · JSO AC series · 1.8 V

actual sizes



- low power oscillator with HCMOS/LVCMOS output
- qualified according to AEC-Q100
- extended shock & vibration resistance
- compatible to industry standard packages 2016 – 7050
- configured to customer's specification

General Data

type	JSOxxDxAC 1.8 V	
frequency range	1.0 ~ 110.0 MHz (temp. range T1 ~ T8) 115.0 ~ 137.0 MHz (temp. range T1 ~ T8)	
frequency stability over all	±20 ppm ~ ±50 ppm (see table 1)	
current consumption	see table 2	
supply voltage V_{DC}	1.8 V ± 10%	
temperature	operating	T1 = -40°C ~ +85°C
		T2 = -40°C ~ +105°C
		T3 = -40°C ~ +125°C
		T8 = -55°C ~ +125°C
	storage	-55°C ~ +150°C
output	logic	HCMOS/LVCMOS
	rise & fall time	4.2 ns max. at 15 pF / 6.8 ns max. at 30 pF (see table 4)
	load max.	30 pF max. recommended (≤ 74.0 MHz)
		15 pF max. recommended (> 74.0 MHz)
		other load capacitances possible, see supplementary document
	current max.	2 mA
low level max.	0.1 x V_{DC}	
high level min.	0.9 x V_{DC}	
standby function (e/d)	tristate-only (T) or none (N), see table 3	
output enable time max.	150 ns (T)	
output disable time max.	150 ns	
start-up time max.	10 ms	
phase jitter 12 kHz ~ 20 MHz	< 3.0 ps RMS	
symmetry at 0.5 x V_{DC}	45% ~ 55% (standard)	

note: some frequencies can't be configured, see table 5.

Packing Note / Marking

QTY < 250 pcs. → cut tape
QTY 250/500/1K/3K pcs. → tape and reel
Marking: lot code only



RoHS compliant



Pb free



REACH compliant



Conflict mineral free

Table 1: Frequency Stability Code

stability code / temp. code*	B	G	C	D	AEC-Q100
	±50 ppm	±30 ppm	±25 ppm	±20 ppm	Grade
-40°C ~ +85°C T1	○	○	○	○	3
-40°C ~ +105°C T2	○	○	○	○	2
-40°C ~ +125°C T3	○	○	○	○	1
-55°C ~ +125°C T8	○	○	○	○	

○ available

* includes stability at 25°C, operating temp. range, supply voltage change, shock and vibration, aging 1st year.

Table 2: Current Consumption typ. (for max. add 30%)

current at load	5 pF	15 pF	30 pF	60 pF	unit
output disabled	3.5	3.5	3.5	3.5	mA
1.0 ~ 19.9 MHz	3.6	3.9	4.4	5.5	mA
20.0 ~ 29.9 MHz	4.2	4.5	5.4	6.5	mA
30.0 ~ 49.9 MHz	4.5	5.1	6.5		mA
50.0 ~ 79.9 MHz	4.9	6.3			mA
80.0 ~ 110.0 MHz	5.7	7.6			mA
115.0 ~ 137.0 MHz	(8.0)	(13.0)			mA

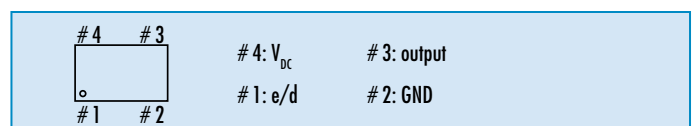
note: current at default edge control setting "D", also refer to table 4.

Table 3: Configurable Standby Function Options (e/d)

pin #1 (e/d control)	option	functionality
low "0" ($V_{IL} \leq 0.2 V_{DC}$)	T = TriState	output high impedance, oscillator operates
	N = None	oscillator output active
high "1" ($V_{IH} \geq 0.8 V_{DC}$)	all	oscillator output active
open*	all	oscillator output active

* a pull up resistor is recommended in EMI stressed circuit environments.

Pin Connection



note: a capacitor of 0.1 µF between V_{DC} and GND is recommended.

Jauch MEMS – Uses SiTime's MEMS First™ technology

Automotive MEMS-Oscillator · JSO AC series · 1.8 V

Table 4: Max. Rise & Fall Time vs. Load Capacitance

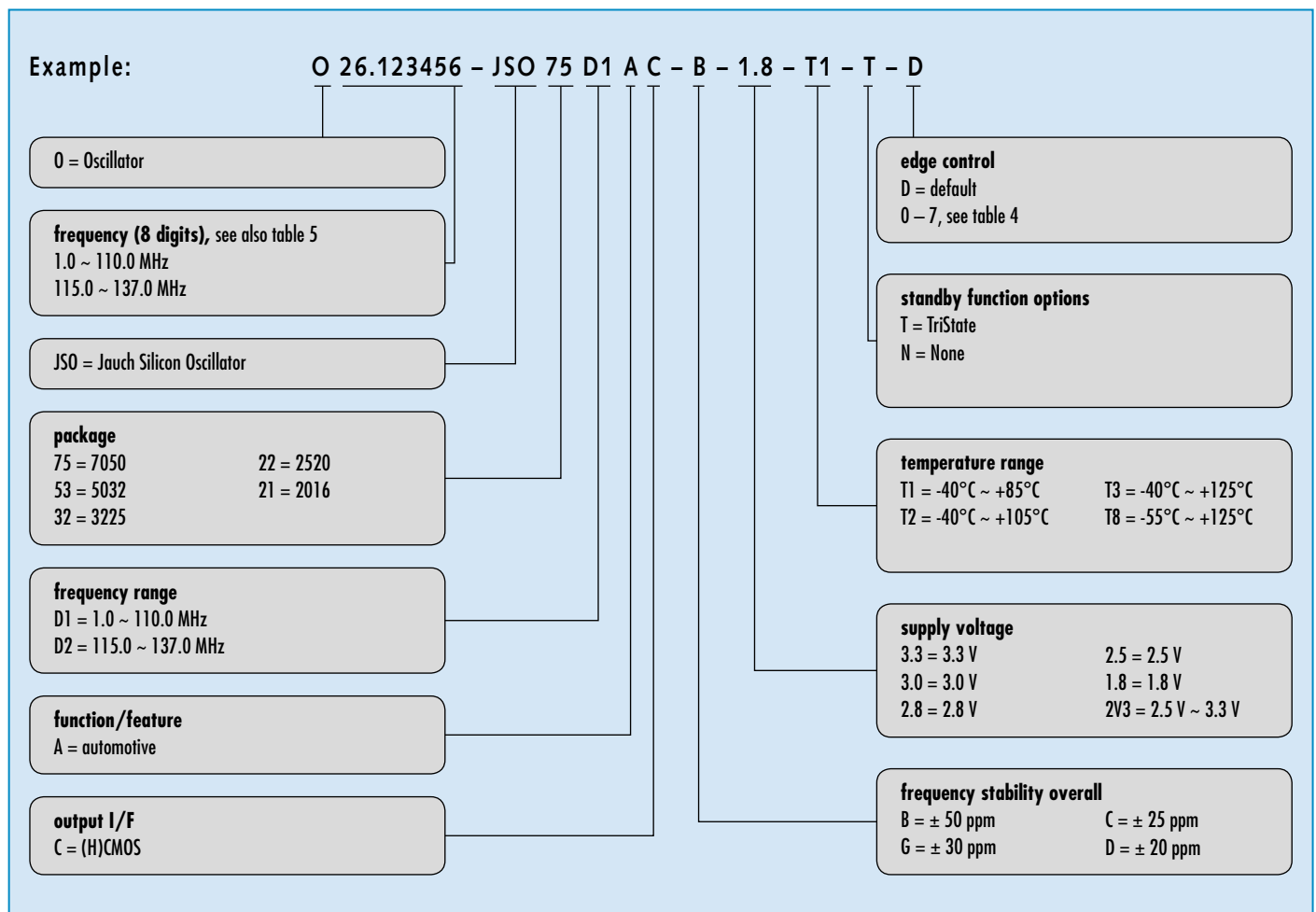
C_L	5 pF	15 pF	30 pF	5 pF	15 pF	30 pF
edge control	at 10% ~ 90% of V_{DC} (ns)			at 20% ~ 80% of V_{DC} (ns)		
D = 0*	1.8	4.2	6.8	1.2	2.8	4.8
1	2.2	5.0	7.6	1.4	3.4	5.2
2	2.4	5.6	8.8	1.6	3.8	6.0
3	2.8	6.0	10.0	1.8	4.2	6.8
4	4.8	9.8	17.0	3.4	6.6	11.6
5	6.6	12.6	21.0	4.4	8.6	15.0
6	10.0	18.0	32.0	6.6	12.0	22.0
7	18.0	34.0	62.0	12.4	24.0	44.0

* default edge control setting "D" at $V_{DC} = 1.8$ V, please also refer to the [supplementary information](#) on our homepage for typical values and more details.

Table 5: Non-Configurable Frequencies

operating temperature option		operating temperature option	
T2 – (-40°C ~ +105°C)		T8 – (-55°C ~ +125°C)	
T3 – (-40°C ~ +125°C)			
from (MHz)	to (MHz)	from (MHz)	to (MHz)
61.223	61.674	61.223	61.974
69.796	70.485	69.240	70.827
79.063	79.162	78.715	79.561
81.428	82.232	80.160	80.174
91.834	92.155	80.780	82.632
94.249	94.430	91.834	95.474
94.875	94.994	96.192	96.209
97.714	98.679	96.936	99.158
110.0	115.194	110.0	119.342
117.811	118.038	–	–
118.594	118.743	120.239	120.262
122.142	122.705	121.170	121.243
123.022	123.348	121.601	123.948

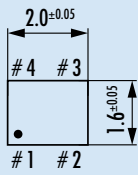
Order Information



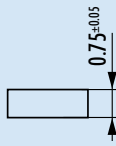
Automotive MEMS-Oscillator · JSO AC series · 1.8 V

Dimensions

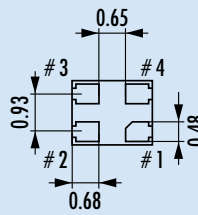
**2.0 x 1.6 x 0.75
JSO21**



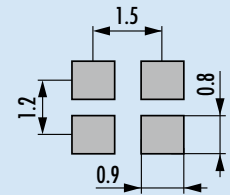
top view



side view

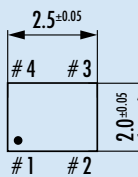


bottom view

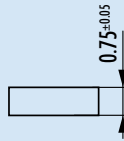


pad layout

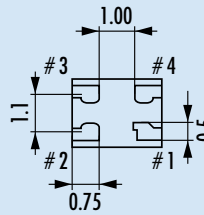
**2.5 x 2.0 x 0.75
JSO22**



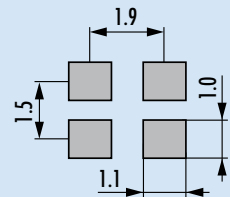
top view



side view

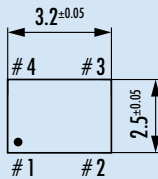


bottom view

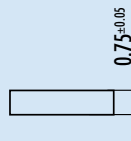


pad layout

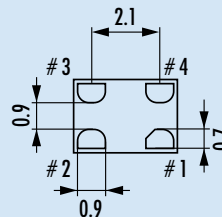
**3.2 x 2.5 x 0.75
JSO32**



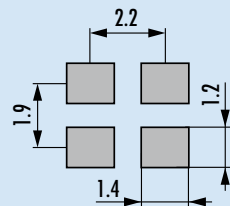
top view



side view

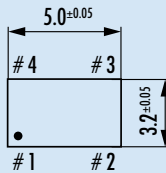


bottom view

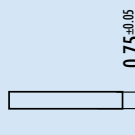


pad layout

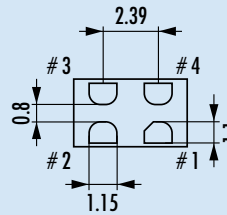
**5.0 x 3.2 x 0.75
JSO53**



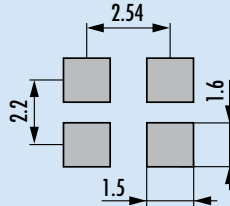
top view



side view

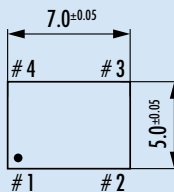


bottom view

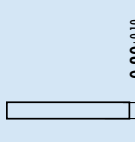


pad layout

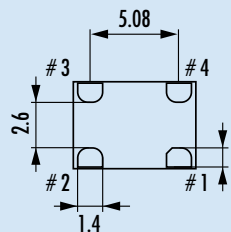
**7.0 x 5.0 x 0.90
JSO75**



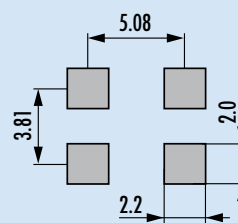
top view



side view



bottom view



pad layout

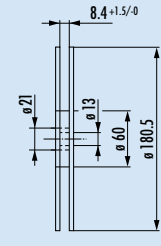
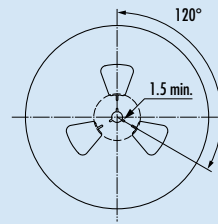
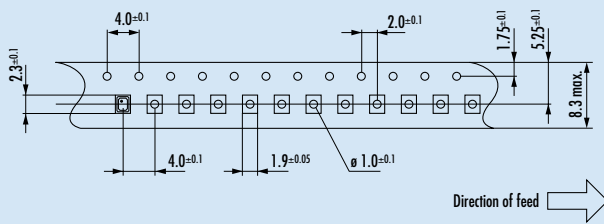
Pin connection # 1: e/d # 2: GND # 3: output # 4: V_{DC} note: a capacitor of 0.1 μF between V_{DC} and GND is recommended

in mm

Automotive MEMS-Oscillator · JSO AC series · 1.8 V

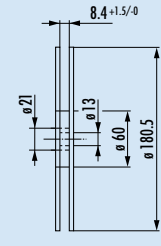
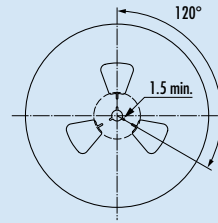
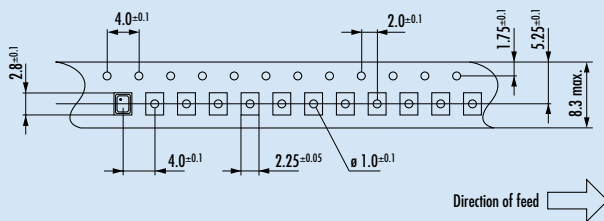
Taping Specification

2.0 x 1.6 x 0.75
JSO21



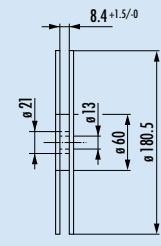
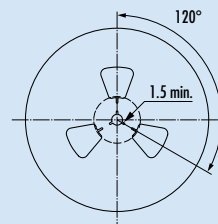
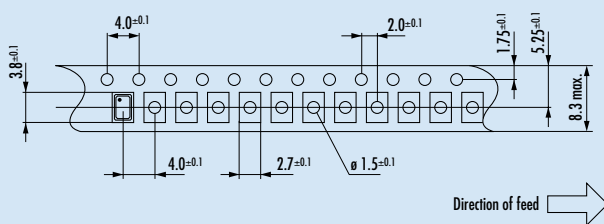
up to 3000 pcs per reel

2.5 x 2.0 x 0.75
JSO22



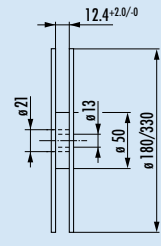
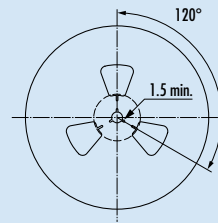
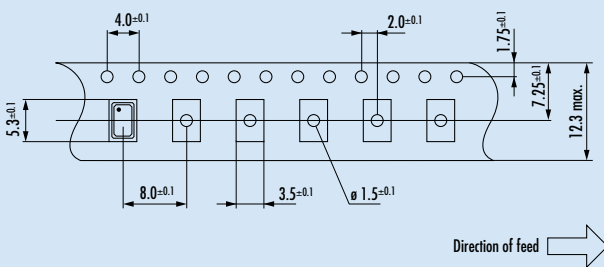
up to 3000 pcs per reel

3.2 x 2.5 x 0.75
JSO32



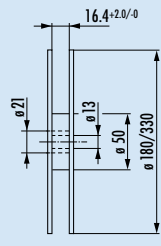
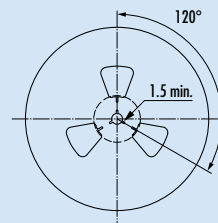
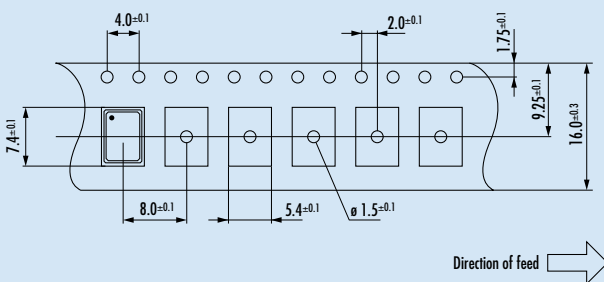
up to 3000 pcs per reel

5.0 x 3.2 x 0.75
JSO53



Ø 180: up to 1000 pcs per reel
Ø 330: up to 3000 pcs per reel

7.0 x 5.0 x 0.90
JSO75



Ø 180: up to 1000 pcs per reel
Ø 330: up to 3000 pcs per reel

in mm