



Chipsmall Limited consists of a professional team with an average of over 10 year of expertise in the distribution of electronic components. Based in Hongkong, we have already established firm and mutual-benefit business relationships with customers from,Europe,America and south Asia,supplying obsolete and hard-to-find components to meet their specific needs.

With the principle of “Quality Parts,Customers Priority,Honest Operation,and Considerate Service”,our business mainly focus on the distribution of electronic components. Line cards we deal with include Microchip,ALPS,ROHM,Xilinx,Pulse,ON,Everlight and Freescale. Main products comprise IC,Modules,Potentiometer,IC Socket,Relay,Connector.Our parts cover such applications as commercial,industrial, and automotives areas.

We are looking forward to setting up business relationship with you and hope to provide you with the best service and solution. Let us make a better world for our industry!



Contact us

Tel: +86-755-8981 8866 Fax: +86-755-8427 6832

Email & Skype: info@chipsmall.com Web: www.chipsmall.com

Address: A1208, Overseas Decoration Building, #122 Zhenhua RD., Futian, Shenzhen, China






Smart Technology. Delivered.

VERTICALLY POLARIZED BROADBAND OMNI ANTENNAS

OC57216



5725-6000 MHz VERTICALLY POLARIZED OMNIDIRECTIONAL ANTENNA

The Laird OC57216 broadband omnidirectional antenna has a UV-stable fiberglass radome and is IP67 rated for dust and water intrusion providing excellent durability, reliability and performance. The OC57216 is available with either Fixed N-male or Fixed N-female bulkhead connector. The vertical pattern is a full 360 degrees with 6 dBi gain to improve high-speed broadband system performance in a highly rugged and durable package for both indoor and outdoor applications.

FEATURES

- 6.8 dBi antenna gain.
- Type N female, or Type N male w/integrated bulkhead connector.
- IP67 Rated, lightweight design for indoor & outdoor use.
- UV Stable polycarbonate radome.
- All stainless steel bracket for better corrosion protection.
- Performance engineered for optimum high speed broadband performance.

MARKETS - APPLICATIONS

- Wireless broadband systems
- DSRC (Dedicated Short Range Communications)
- ITS (Intelligent Transportation Systems)
- Point-to-multi-point systems
- WLAN access points

PARAMETER	SPECIFICATIONS
Model	OC57216
Frequency Bands, MHz	5725-6000 MHz
Peak Gain, dBi (Typ)	6.5 dBi
Peak Gain, dBi (Max)	6.8 dBi
VSWR, Max	<2.0:1
Nominal Impedance	50 Ω
Polarization	Vertical
Azimuth 3 dB Beamwidth	360°
Azimuth 3 dB Beamwidth	22°
Max Power (Ambient 25°)	25 Watts
Antenna Dimension (H X Dia)	220.7 x 21.2 mm (8.69" x 0.83")
Weight	91 g (0.2 lbs) w/o Mounting Kit
Antenna Color	White
Radome	Polycarbonate, UV
Wind Operational	193 km/h (120 mph)
Wind Survival	220 km/h (136 mph)
Operating Temperature	-30° to + 70°C (-22° to + 158°F)
Storage Temperature	-40° to + 85°C (-40° to + 185°F)
Ingression Protection	IP67
Material Substance Compliance	RoHS

CONFIGURATION

PART NUMBER	CABLE LENGTH	CONNECTOR
OC57216-FNM	NA	Fixed N-male
OC57216-FNF	NA	Fixed N-female

Americas: +1.847 839.6925
IAS-AmericasEastSales@lairdtech.com

Europe: +44.1628.858941
IAS-EUSales@lairdtech.com

Asia:
IAS-AsiaSales@lairdtech.com

Middle East and Africa: +44.1628.858941
IAS-MEASales@lairdtech.com

www.lairdtech.com

Laird warrants to the original end user customer of its products that its products are free from defects in material and workmanship. Subject to conditions and limitations Laird will, at its option, either repair or replace any part of its products that prove defective by reason of improper workmanship or materials. This limited warranty is in force for the useful lifetime of the original end product into which the Laird product is installed. Useful lifetime of the original end product may vary but is not to exceed five (5) years from the original date of the end product purchase.





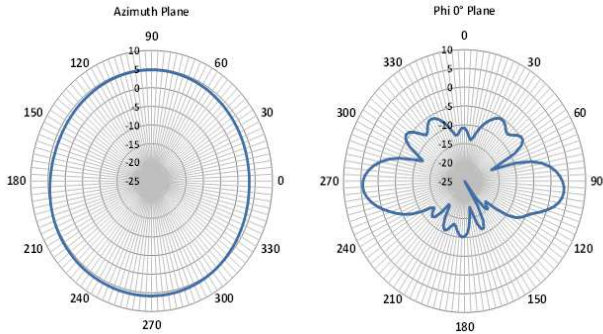
Smart Technology. Delivered.

VERTICALLY POLARIZED BROADBAND OMNI ANTENNAS

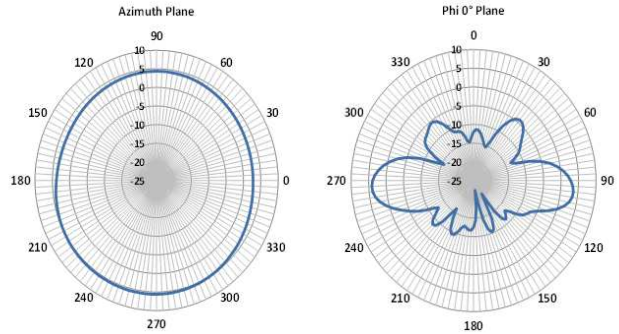
OC57216

RADIATION PATTERNS

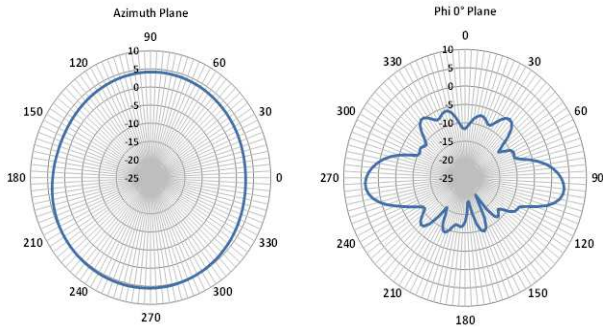
5730 MHz



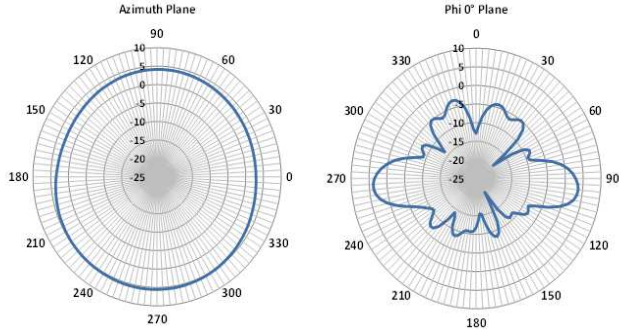
5850 MHz



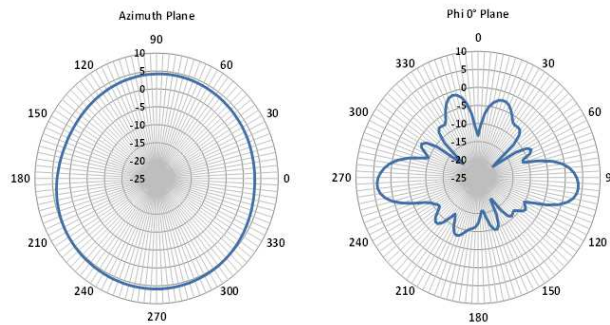
5900 MHz



5950 MHz



6000 MHz



ANT-DS-OC57216_0616

Any information furnished by Laird Inc. and its agents is believed to be accurate and reliable. All specifications are subject to change without notice. Responsibility for the use and application of Laird materials rests with the end user, since Laird and its agents cannot be aware of all potential uses. Laird makes no warranties as to the fitness, merchantability or suitability of any Laird materials or products for any specific or general uses. Laird shall not be liable for incidental or consequential damages of any kind. All Laird products are sold pursuant to the Laird Terms and Conditions of sale in effect from time to time, a copy of which will be furnished upon request. © Copyright 2016 Laird Inc. All Rights Reserved. Laird, Laird Technologies, the Laird Logo, and other marks are trade marks or registered trade marks of Laird Inc. or an affiliate company thereof. Other product or service names may be the property of third parties. Nothing herein provides a license under any Laird or any third party intellectual property rights.