



Chipsmall Limited consists of a professional team with an average of over 10 year of expertise in the distribution of electronic components. Based in Hongkong, we have already established firm and mutual-benefit business relationships with customers from,Europe,America and south Asia,supplying obsolete and hard-to-find components to meet their specific needs.

With the principle of "Quality Parts,Customers Priority,Honest Operation,and Considerate Service",our business mainly focus on the distribution of electronic components. Line cards we deal with include Microchip,ALPS,ROHM,Xilinx,Pulse,ON,Everlight and Freescale. Main products comprise IC,Modules,Potentiometer,IC Socket,Relay,Connector.Our parts cover such applications as commercial,industrial, and automotives areas.

We are looking forward to setting up business relationship with you and hope to provide you with the best service and solution. Let us make a better world for our industry!



Contact us

Tel: +86-755-8981 8866 Fax: +86-755-8427 6832

Email & Skype: info@chipsmall.com Web: www.chipsmall.com

Address: A1208, Overseas Decoration Building, #122 Zhenhua RD., Futian, Shenzhen, China



Hermetic Infrared Diode

OP130 Series



Features:

- TO-46 hermetically sealed package
- Focused and non-focused optical light pattern
- Enhanced temperature range
- Mechanically and spectrally matched to other OPTEK devices
- Choice of power ranges
- Choice of narrow or wide irradiance pattern



Description:

Each **OP130** series device is a 935 nm gallium arsenide (GaAs) infrared LED mounted in a hermetically sealed TO-46 package that provides an enhanced temperature range with a variety of power ranges. The TO-46 housing also offers high power dissipation and superior protection for hostile environments.

Each **OP130** device has a narrow beam with an inclusive angle at half power points of 18°. Each **OP130W** series device has a broad irradiance pattern of 50° at half power points, providing relatively even illumination over a large area. *These devices are designed to efficiently operate with OP800, OP593, OP598 and OP599 phototransistors or the OP830 photodarlington.*

Please refer to Application Bulletins 208 and 210 for additional design information and reliability (degradation) data.

Custom electrical, wire and cabling and connectors are available. Contact your local representative or OPTEK for more information.

Applications:

- Non-contact reflective object sensor
- Assembly line automation
- Machine automation
- Machine safety
- End of travel sensor

Ordering Information					
Part Number	LED Peak Wavelength	Output Power (mW/cm ²) Min / Max	Lens Type	Total Beam Angle	Lead Length (Min)
OP130	935 nm	1.0 / NA	Dome	18°	0.50"
OP131		3.0 / NA			
OP132		4.0 / NA			
OP133		5.0 / NA			
OP130W		1.0 / NA	Flat	50°	
OP132W		4.0 / NA			
OP133W		5.0 / NA			



RoHS

General Note

TT Electronics reserves the right to make changes in product specification without notice or liability. All information is subject to TT Electronics' own data and is considered accurate at time of going to print.

OPTEK Technology, Inc.
1645 Wallace Drive, Carrollton, TX 75006 | Ph: +1 972 323 2200
www.optekinc.com | www.ttelectronics.com

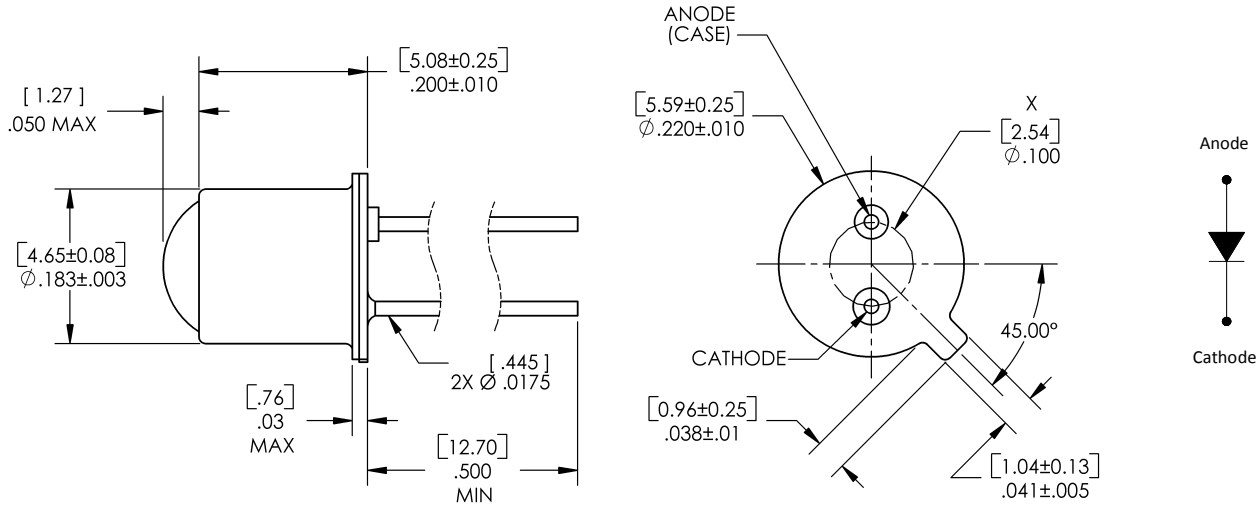
Hermetic Infrared Diode

OP130 Series



Electrical Specifications

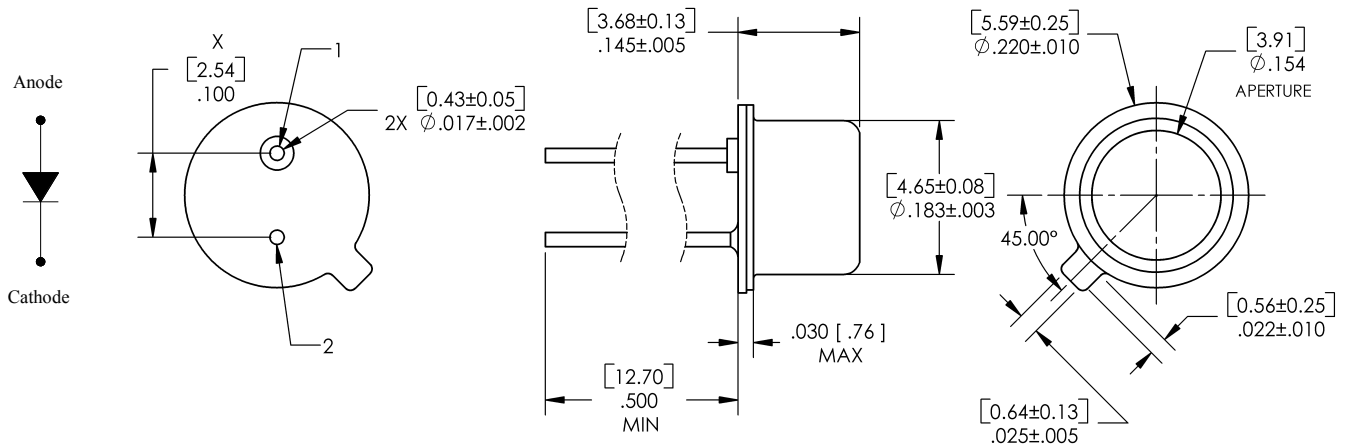
OP130, OP131, OP132, OP133



X THIS DIMENSION CONTROLLED AT HOUSING SURFACE.

DIMENSIONS ARE IN: [MILLIMETERS]
INCHES

OP130W, OP132W, OP133W



X THIS DIMENSION CONTROLLED AT HOUSING SURFACE.

DIMENSIONS ARE IN: [MILLIMETERS]
INCHES

Pin #	LED
1	Anode
2	Cathode

General Note

TT Electronics reserves the right to make changes in product specification without notice or liability. All information is subject to TT Electronics' own data and is considered accurate at time of going to print.

OPTEK Technology, Inc.
1645 Wallace Drive, Carrollton, TX 75006 | Ph: +1 972 323 2200
www.optekinc.com | www.ttelectronics.com

Hermetic Infrared Diode

OP130 Series



Electrical Specifications

Absolute Maximum Ratings ($T_A = 25^\circ\text{C}$ unless otherwise noted)	
Storage Temperature Range	-65°C to $+150^\circ\text{C}$
Operating Temperature Range	-65°C to $+125^\circ\text{C}$
Reverse Voltage	2.0 V
Continuous Forward Current	100 mA
Peak Forward Current (2 μs pulse width, 0.1% duty cycle)	10.0 A
Lead Soldering Temperature [1/16 inch (1.6 mm) from case for 5 seconds with soldering iron]	$260^\circ\text{C}^{(1)(2)}$
Power Dissipation	$200\text{ mW}^{(3)}$

Electrical Characteristics ($T_A = 25^\circ\text{C}$ unless otherwise noted)						
SYMBOL	PARAMETER	MIN	TYP	MAX	UNITS	TEST CONDITIONS
P_O	Radiant Power Output					$I_F = 100\text{ mA}^{(3)}$
	OP130, OP130W	1.0	-	-	mW	
	OP131	3.0	-	-		
	OP132, OP132W	4.0	-	-		
	OP133, OP133W	5.0	-	-		
V_F	Forward Voltage	-	-	1.75	V	$I_F = 100\text{ mA}^{(3)}$
I_R	Reverse Current	-	-	100	μA	$V_R = 2.0\text{ V}$
λ_P	Wavelength at Peak Emission	-	935	-	nm	$I_F = 10\text{ mA}$
β	Spectral Bandwidth between Half Power Points	-	50	-	nm	$I_F = 10\text{ mA}$

Notes:

1. RMA flux is recommended. Duration can be extended to 10 seconds maximum when flow soldering.
2. Derate linearly $2.0\text{ mW}/^\circ\text{C}$ above 25°C .
3. Measurement made with $100\ \mu\text{s}$ pulse measured at the trailing edge of the pulse with a duty cycle of 0.1% and an $I_F = 100\text{ mA}$.

Electrical Characteristics ($T_A = 25^\circ\text{C}$ unless otherwise noted—for reference only)						
SYMBOL	PARAMETER	MIN	TYP	MAX	UNITS	TEST CONDITIONS
$\Delta\lambda_P/\Delta T$	Spectral Shift with Temperature	-	+0.30	-	$\text{nm}/^\circ\text{C}$	$I_F = \text{Constant}$
θ_{HP}	Emission Angle at Half Power Points				Degree	$I_F = 100\text{ mA}$
	OP130 series	-	18	-		
	OP130W series	-	50	-		
t_r	Output Rise Time	-	1000	-	ns	$I_{F(PK)} = 100\text{ mA}$, $PW = 10\ \mu\text{s}$, and D.C. = 10.0%
t_f	Output Fall Time	-	500	-	ns	

General Note

TT Electronics reserves the right to make changes in product specification without notice or liability. All information is subject to TT Electronics' own data and is considered accurate at time of going to print.

OPTEK Technology, Inc.
1645 Wallace Drive, Carrollton, TX 75006 | Ph: +1 972 323 2200
www.optekinc.com | www.ttelectronics.com

Hermetic Infrared Diode

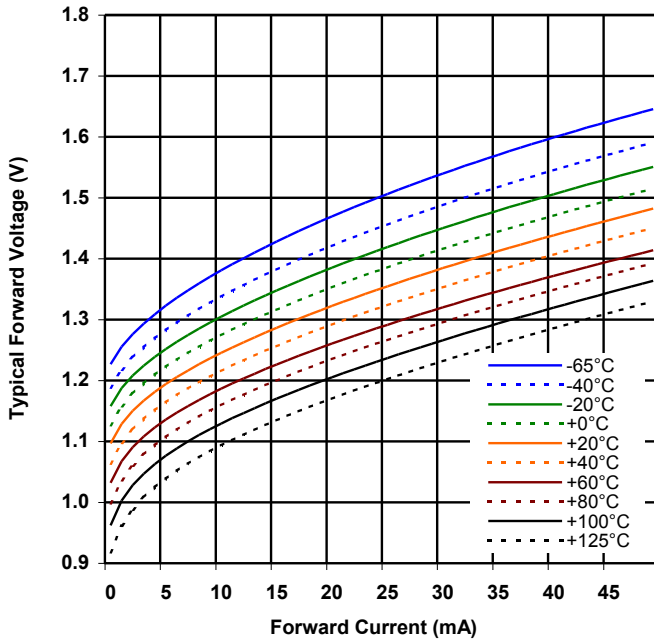
OP130 Series



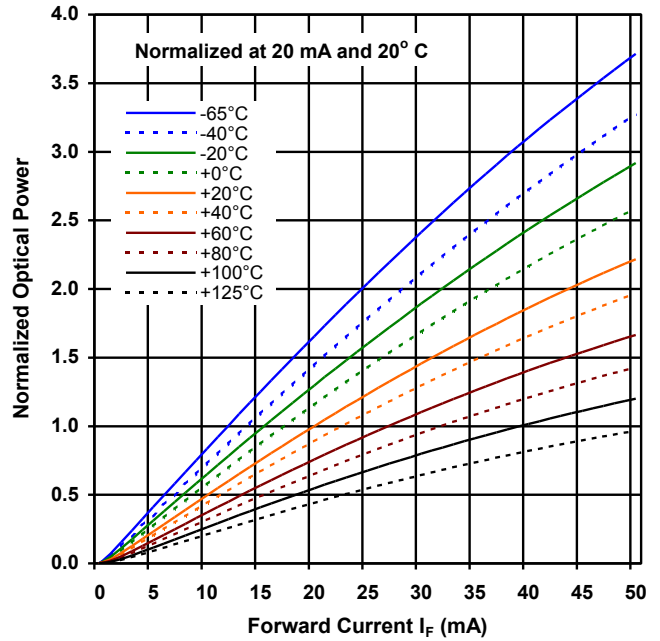
Performance

OP130 Series (including "W" devices)

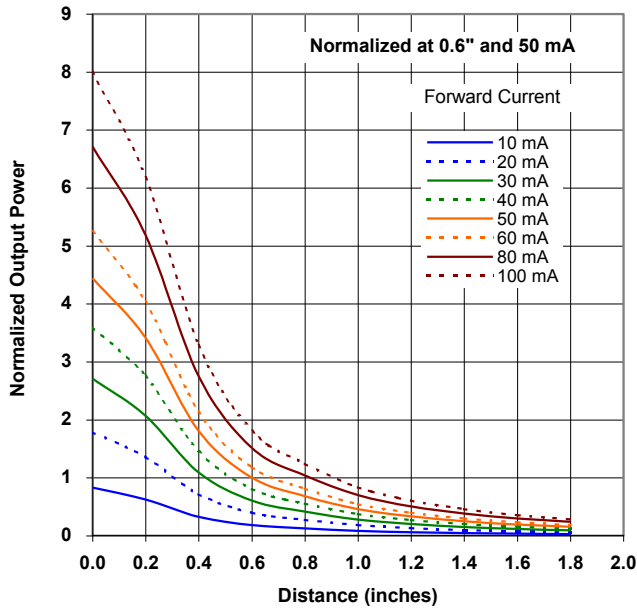
Forward Voltage vs Forward Current vs Temperature



Optical Power vs I_F vs Temp



Distance vs Output Power vs Forward Current



General Note
TT Electronics reserves the right to make changes in product specification without notice or liability. All information is subject to TT Electronics' own data and is considered accurate at time of going to print.

OPTEK Technology, Inc.
1645 Wallace Drive, Carrollton, TX 75006 | Ph: +1 972 323 2200
www.optekinc.com | www.ttelectronics.com