



Chipsmall Limited consists of a professional team with an average of over 10 year of expertise in the distribution of electronic components. Based in Hongkong, we have already established firm and mutual-benefit business relationships with customers from,Europe,America and south Asia,supplying obsolete and hard-to-find components to meet their specific needs.

With the principle of “Quality Parts,Customers Priority,Honest Operation,and Considerate Service”,our business mainly focus on the distribution of electronic components. Line cards we deal with include Microchip,ALPS,ROHM,Xilinx,Pulse,ON,Everlight and Freescale. Main products comprise IC,Modules,Potentiometer,IC Socket,Relay,Connector.Our parts cover such applications as commercial,industrial, and automotives areas.

We are looking forward to setting up business relationship with you and hope to provide you with the best service and solution. Let us make a better world for our industry!



Contact us

Tel: +86-755-8981 8866 Fax: +86-755-8427 6832

Email & Skype: info@chipsmall.com Web: www.chipsmall.com

Address: A1208, Overseas Decoration Building, #122 Zhenhua RD., Futian, Shenzhen, China



NPN Silicon Phototransistor

OP800A, OP800B, OP800C, OP800D



Features:

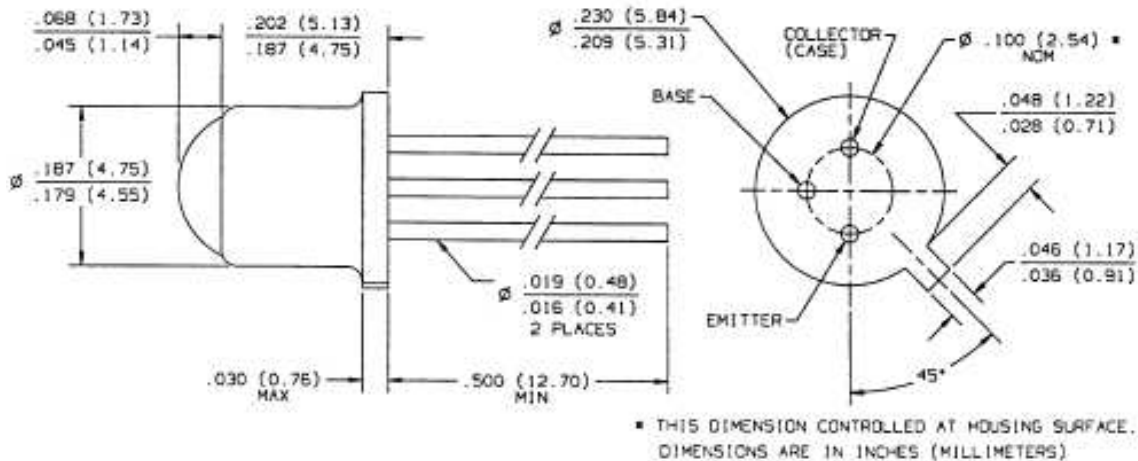
- Narrow receiving angle
- Suitable for applications from 400nm to 1100
- Variety of sensitivity ranges
- TO-18 hermetically sealed package
- Enhanced temperature range
- Base lead connection

Description:

The OP800 Series device consist of a NPN silicon phototransistor mounted in a hermetically sealed package. The narrow receiving angle provides excellent on-axis coupling. TO-18 package offer high power dissipation and hostile environment operation. The base lead is bonded to enable conventional transistor biasing.

Applications:

- Industrial and commercial electronics
- Distance sensing
- Harsh environment
- Photointerrupters



RoHS

General Note
TT Electronics reserves the right to make changes in product specification without notice or liability. All information is subject to TT Electronics' own data and is considered accurate at time of going to print.

OPTEK Technology, Inc.
1645 Wallace Drive, Carrollton, TX 75006 | Ph: +1 972 323 2200
www.optekinc.com | www.ttelectronics.com

NPN Silicon Phototransistor

OP800A, OP800B, OP800C, OP800D

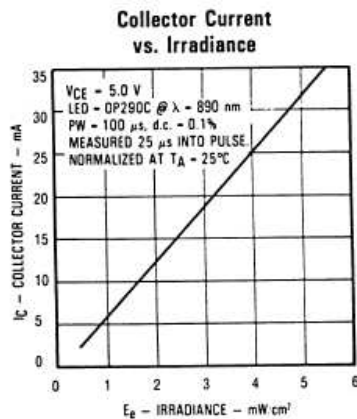
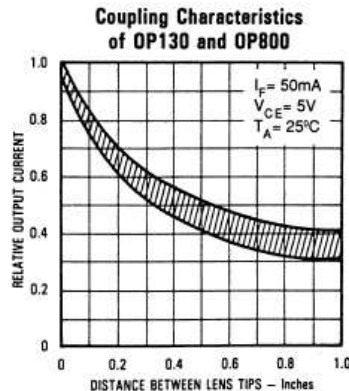
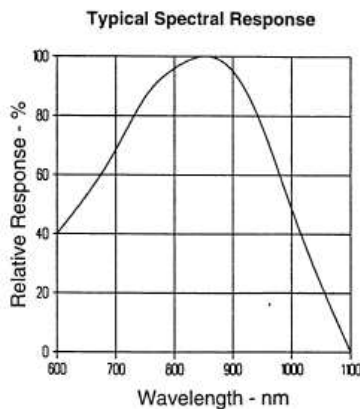


Absolute Maximum Ratings ($T_A = 25^\circ\text{C}$ unless otherwise noted)

Collector-Base Voltage	30 V
Collector-Emitter Voltage	30 V
Emitter-Base Voltage	5 V
Emitter-Collector Voltage	5 V
Continuous Collector Current	50 mA
Storage Temperature Range	-65°C to $+150^\circ\text{C}$
Operating Temperature Range	-65°C to $+125^\circ\text{C}$
Lead Soldering Temperature [1/16 inch (1.6 mm) from case for 5 seconds with soldering iron]	$260^\circ\text{C}^{(2)}$
Power Dissipation	$250\text{ mW}^{(3)}$

Notes:

1. RMA flux is recommended. Duration can be extended to 10 seconds maximum when flow soldering.
2. Derate linearly $2.5\text{ mW}/^\circ\text{C}$ above 25°C .
3. Junction temperature maintained at 25°C .
4. Light source is a GaAlAs LED, 890 nm peak emission wavelength, providing a $0.5\text{ mW}/\text{cm}^2$ radiant intensity on the unit under test. The intensity level is not necessarily uniform over the lens area of the unit under test.

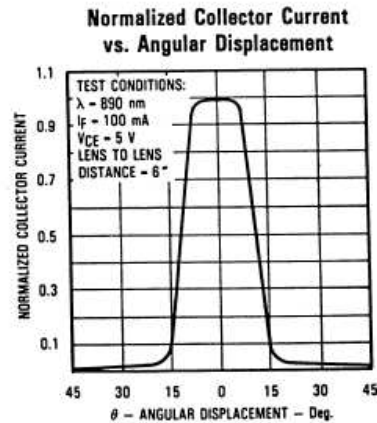
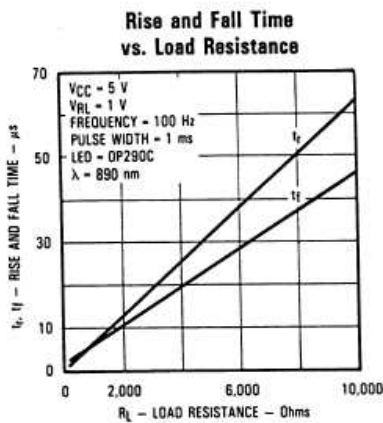
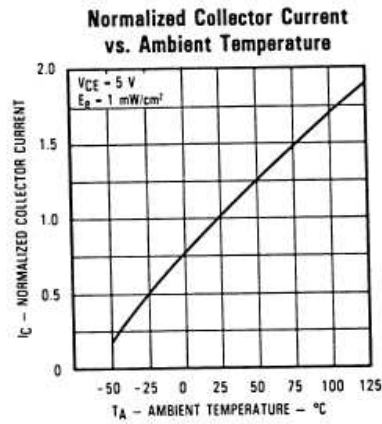
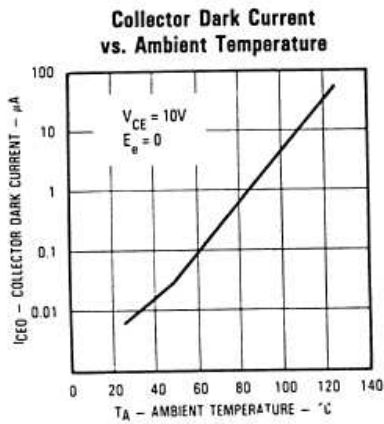


General Note
TT Electronics reserves the right to make changes in product specification without notice or liability. All information is subject to TT Electronics' own data and is considered accurate at time of going to print.

OPTEK Technology, Inc.
1645 Wallace Drive, Carrollton, TX 75006 | Ph: +1 972 323 2200
www.optekinc.com | www.ttelectronics.com

NPN Silicon Phototransistor

OP800A, OP800B, OP800C, OP800D



Electrical Characteristics ($T_A = 25^\circ\text{C}$ unless otherwise noted)

SYMBOL	PARAMETER	MIN	TYP	MAX	UNITS	TEST CONDITIONS
$I_{C(ON)}^{(3)}$	On-State Collector Current					$V_{CE} = 5\text{ V}, E_E = 0.5\text{ mW/cm}^2^{(4)}$
	OP800D	0.45	-	-	mA	
	OP800C	0.90	-	3.60	mA	
	OP800B	1.80	-	5.40	mA	
OP800A	3.60	-	-	mA		
I_{CEO}	Collector Dark Current	-	-	100	nA	$V_{CE} = 10\text{ V}, E_E = 0$
$V_{(BR)CEO}$	Collector-Emitter Breakdown Voltage	30	-	-	V	$I_C = 100\ \mu\text{A}$
$V_{(BR)CBO}$	Collector-Base Breakdown Voltage	30	-	-	V	$I_C = 100\ \mu\text{A}$
$V_{(BR)ECO}$	Emitter-Collector Breakdown Voltage	5.0	-	-	V	$I_E = 100\ \mu\text{A}$
$V_{(BR)EBO}$	Emitter-Base Breakdown Voltage	5.0	-	-	V	$I_E = 100\ \mu\text{A}$
t_r	Rise Time	-	7.0	-	μs	$V_{CC} = 5\text{ V}, I_C = 0.80\text{ mA},$ $R_L = 100\ \Omega$ (See Test Circuit)
t_f	Fall Time	-	7.0	-	μs	

General Note
TT Electronics reserves the right to make changes in product specification without notice or liability. All information is subject to TT Electronics' own data and is considered accurate at time of going to print.

OPTEK Technology, Inc.
1645 Wallace Drive, Carrollton, TX 75006 | Ph: +1 972 323 2200
www.optekinc.com | www.ttelectronics.com