



Chipsmall Limited consists of a professional team with an average of over 10 year of expertise in the distribution of electronic components. Based in Hongkong, we have already established firm and mutual-benefit business relationships with customers from,Europe,America and south Asia,supplying obsolete and hard-to-find components to meet their specific needs.

With the principle of “Quality Parts,Customers Priority,Honest Operation,and Considerate Service”,our business mainly focus on the distribution of electronic components. Line cards we deal with include Microchip,ALPS,ROHM,Xilinx,Pulse,ON,Everlight and Freescale. Main products comprise IC,Modules,Potentiometer,IC Socket,Relay,Connector.Our parts cover such applications as commercial,industrial, and automotives areas.

We are looking forward to setting up business relationship with you and hope to provide you with the best service and solution. Let us make a better world for our industry!



Contact us

Tel: +86-755-8981 8866 Fax: +86-755-8427 6832

Email & Skype: info@chipsmall.com Web: www.chipsmall.com

Address: A1208, Overseas Decoration Building, #122 Zhenhua RD., Futian, Shenzhen, China




Reflective Object Sensor

OPB702, OPB702D, OPB702R, OPB702RR



Features:

- Focused for maximum sensitivity
- Choice of phototransistor, photodarlington or base-emitter resistor
- Low cost plastic housing



Description:

The **OPB702** series consists of an infrared Light Emitting Diode (LED) or red Visible Light Emitting Diode (VLED) and the choice of a NPN silicon phototransistor (**OPB702**), a photodarlington (**OPB702D**) or a base-emitter resistor for low light suppression (**OPB702R, OPB702RR**).

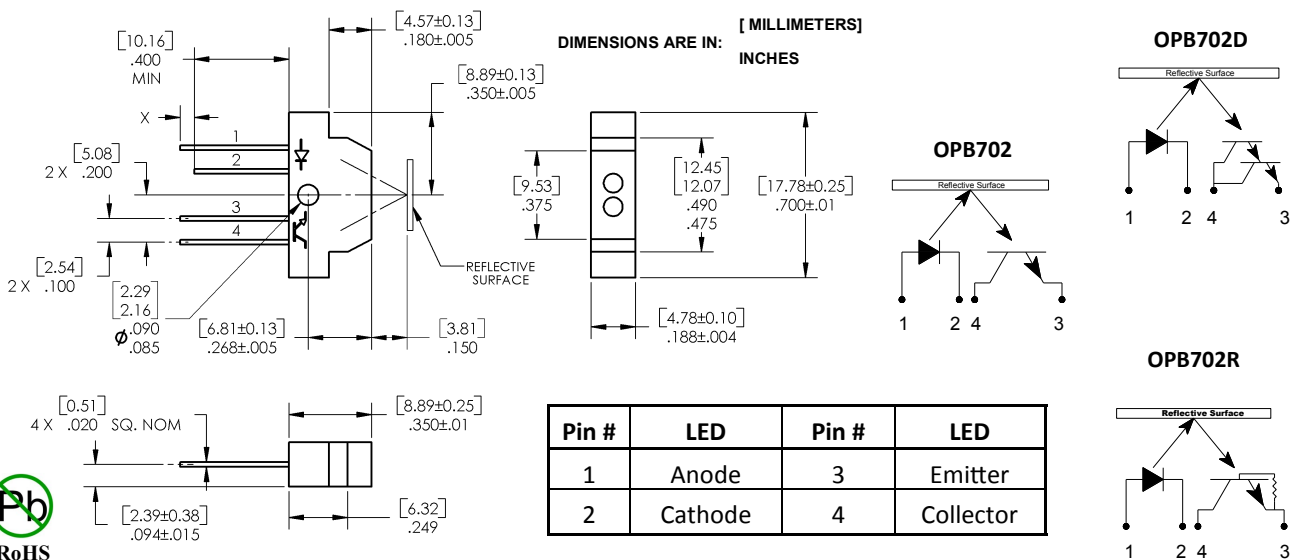
On each sensor, the LED and the phototransistor, photodarlington or base-emitter resistor are mounted side-by-side on converging optical axes in a black plastic housing. The **OPB702** uses type OP505 sensor, the **OPB702D** uses an OP535 sensor and the **OPB702R, OPR702RR** uses an OP705 sensor.

Custom electrical, wire, cabling and connectors are available. Contact your local representative or OPTEK for more information.

Applications:

- Non-contact reflective object sensor
- Assembly line automation
- Machine automation
- Machine safety
- End of travel sensor
- Door sensor

Ordering Information				
Part Number	LED Peak Wavelength	Sensor	Reflection Distance Inch (mm)	Lead Length / Spacing
OPB702	890 nm	Transistor	0.150" (3.81mm)	0.400" / 0.100"
OPB702D		Darlington		
OPB702R		Transistor and Rbe		
OPB702RR	640 nm	Transistor and Rbe		



General Note
TT Electronics reserves the right to make changes in product specification without notice or liability. All information is subject to TT Electronics' own data and is considered accurate at time of going to print.

OPTEK Technology, Inc.
1645 Wallace Drive, Carrollton, TX 75006 | Ph: +1 972 323 2200
www.optekinc.com | www.ttelectronics.com

Reflective Object Sensor

OPB702, OPB702D, OPB702R, OPB702RR



Absolute Maximum Ratings ($T_A = 25^\circ\text{C}$ unless otherwise noted)							
Storage & Operating Temperature Range						-40° C to +85° C	
Lead Soldering Temperature [1/16 inch (1.6mm) from the case for 5 sec. with soldering iron] ⁽²⁾						260° C	
Input Diode							
Peak Forward Current						50 mA	
Reverse Voltage						2 V	
Power Dissipation] ⁽¹⁾						100 mW	
Output Photosensor							
Collector-Emitter Voltage OPB702, OPB702R OPB702D, OPB702RR						30 V 15 V	
Emitter-Collector Voltage						5 V	
Power Dissipation] ⁽¹⁾						100 mW	
Electrical Characteristics ($T_A = 25^\circ\text{C}$ unless otherwise noted)							
SYMBOL	PARAMETER	MIN	TYP	MAX	UNITS	TEST CONDITIONS	
Input Diode (see OP265 or OP165 for Infrared LED & OVLAS6CB8 for Red LED for additional information)							
V_F	Forward Voltage (Infrared LED) Red (VLED)	-	-	1.7 2.4	V	$I_F = 20\text{ mA}$ $I_F = 40\text{ mA}$	
I_R	Reverse Current	-	-	100	μA	$V_R = 2\text{ V}$	
Output Phototransistor (see OP505 for Phototransistor, OP705 for Rbe-Phototransistor, OP535 for Photodarlington)							
$V_{(BR)CEO}$	Collector-Emitter Breakdown Voltage OPB702 OPB702D OPB702R, OPB702RR	30 15 30	- - -	- - -	V	$I_C = 100\ \mu\text{A}, I_F = 0, E_e = 0$ $I_C = 1\text{ mA}, I_F = 0, E_e = 0$ $I_C = 1\text{ mA}, I_F = 0, E_e = 0$	
$V_{(BR)ECO}$	Emitter-Collector Breakdown Voltage OPB702 OPB702D	5 5	- -	- -	V V	$I_E = 100\ \mu\text{A}, I_F = 0, E_E = 0$ $I_E = 100\ \mu\text{A}, I_F = 0, E_E = 0$	
I_{ECO}	Emitter-Reverse Current OPB702R, OPB702RR	-	-	100	μA	$V_{CE} = 0.4\text{ V}, I_F = 0, E_E = 0$	
I_{CEO}	Collector Dark Current OPB702 OPB702D OPB702R, OPB702RR	- - -	- - -	100 250 100	nA nA nA	$V_{CE} = 10\text{ V}, I_F = 0, E_E = 0$ $V_{CE} = 10\text{ V}, I_F = 0, E_E = 0$ $V_{CE} = 10\text{ V}, I_F = 0, E_E = 0$	
Combined							
$V_{CE(SAT)}^{(3)}$ ₍₄₎	Collector-Emitter Saturation Voltage OPB702 OPB702D OPB702R, OPB702RR	- - -	- - -	0.4 1.1 0.4	V V V	$I_F = 40\text{ mA}, I_C = 250\ \mu\text{A}, d = .15'' (3.81\text{ mm})$ $I_F = 40\text{ mA}, I_C = 400\ \mu\text{A}, d = .15'' (3.81\text{ mm})$ $I_F = 40\text{ mA}, I_C = 250\ \mu\text{A}, d = .15'' (3.81\text{ mm})$	
$I_{C(ON)}^{(3)(4)}$	On-State Collector Current OPB702 OPB702D OPB702R OPB702RR	0.1 3.2 0.4 0.2	- - - -	1.0 65.0 6.0 3.5	mA	$I_F = 40\text{ mA}, V_{CE} = 5\text{ V}, d = .15'' (3.81\text{ mm})$	

General Note
TT Electronics reserves the right to make changes in product specification without notice or liability. All information is subject to TT Electronics' own data and is considered accurate at time of going to print.

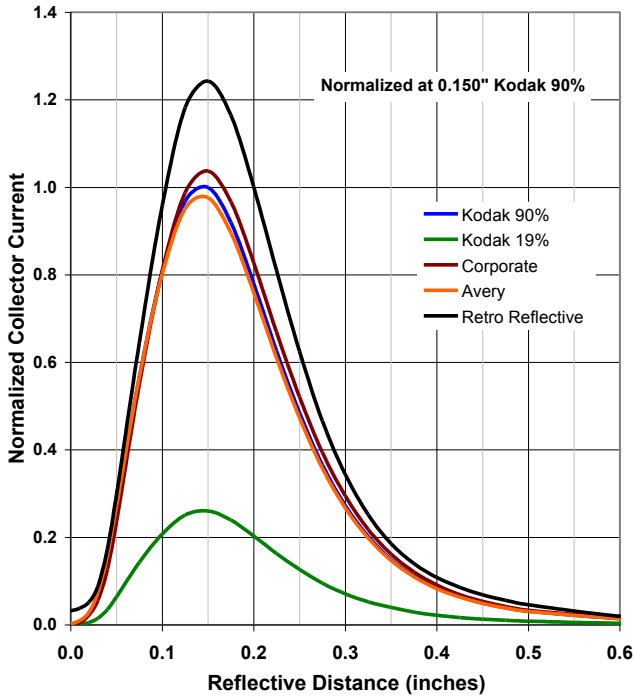
OPTEK Technology, Inc.
1645 Wallace Drive, Carrollton, TX 75006 | Ph: +1 972 323 2200
www.optekinc.com | www.ttelectronics.com

Reflective Object Sensor

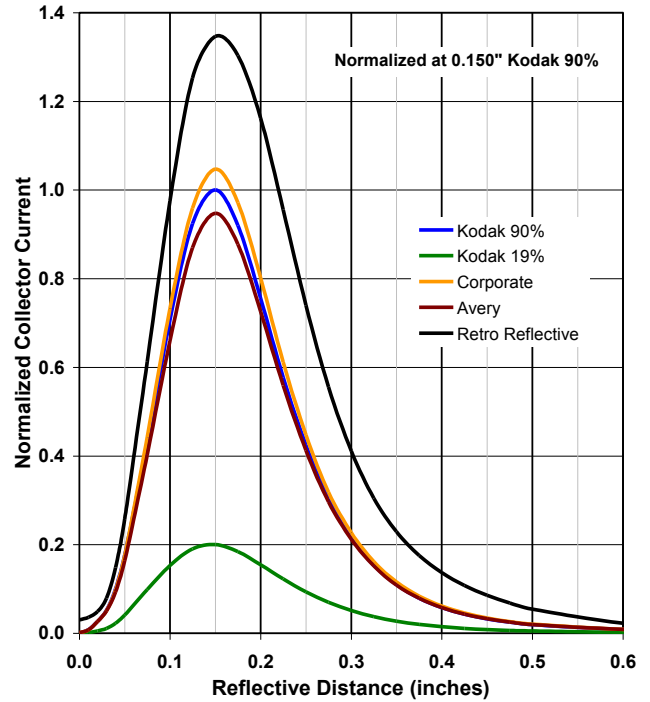
OPB702, OPB702D, OPB702R, OPB702RR



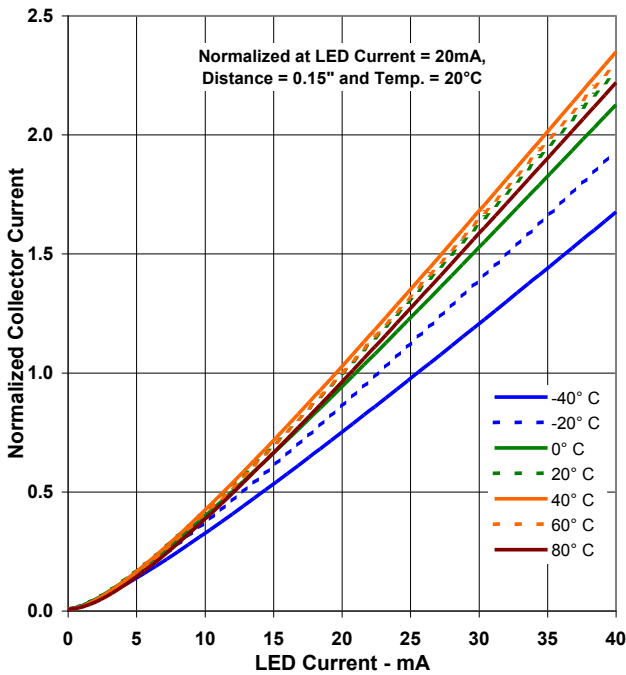
OPB702 - Collector Current vs. Distance



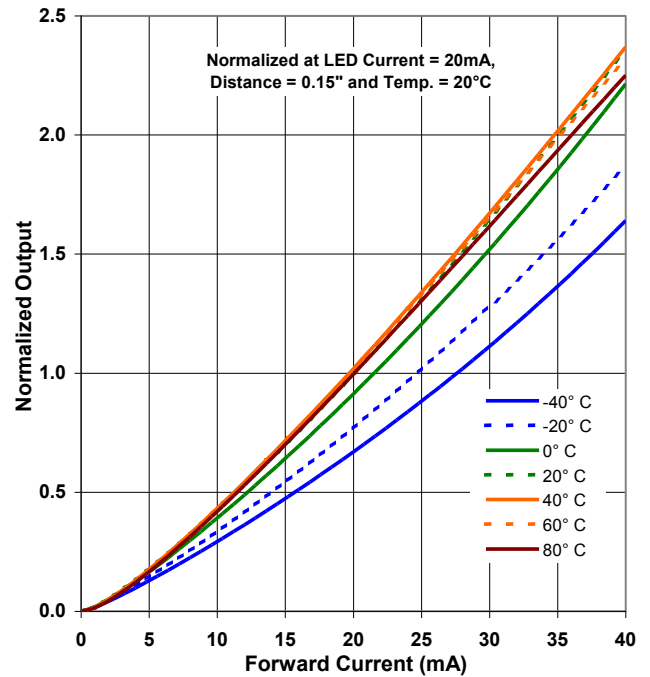
OPB702D - Collector Current vs Distance



OPB702 - Collector Current vs LED Current vs Temperature



OPB702D - Collector Current vs LED Current vs Temperature



General Note
TT Electronics reserves the right to make changes in product specification without notice or liability. All information is subject to TT Electronics' own data and is considered accurate at time of going to print.

OPTEK Technology, Inc.
1645 Wallace Drive, Carrollton, TX 75006 | Ph: +1 972 323 2200
www.optekinc.com | www.ttelectronics.com